2024 ANNUAL GROUNDWATER MONITORING AND CORRECTIVE ACTION REPORT

MISSISSIPPI POWER COMPANY
PLANT VICTOR DANIEL
GYPSUM STORAGE AREA

January 31, 2025

Prepared for

Mississippi Power Company
Gulfport, Mississippi



By

Southern Company Services
Earth Science and Environmental Engineering



CERTIFICATION STATEMENT

This 2024 Annual Groundwater Monitoring and Corrective Action Report, Mississippi Power Company – Plant Daniel Gypsum Storage Area has been prepared in accordance with the United States Environmental Protection Agency's coal combustion residual rule (40 CFR Part 257, Subpart D), under the supervision of a licensed Professional Geologist in the State of Mississippi. As such, I certify that the information contained herein is true and accurate to the best of my knowledge.



Annelyse W. Helms, PG
Mississippi PG No. 1048
Geologist

Gregory F. Budd, PG
Mississippi PG No. 0990
Senior Geologist

EXECUTIVE SUMMARY

In accordance with the United States Environmental Protection Agency (EPA) coal combustion residual (CCR) rule (40 CFR Part 257, Subpart D), this *2024 Annual Groundwater Monitoring and Corrective Action Report* has been prepared to document 2024 semi-annual assessment groundwater monitoring activities at the Plant Daniel Gypsum Storage Area (GSA) and to satisfy the requirements of 40 CFR § 257.90(e). Semi-annual assessment monitoring and associated reporting for Plant Daniel GSA is performed in accordance with the monitoring requirements 40 CFR § 257.90 through § 257.98.

Statistically significant increases (SSIs) of Appendix III constituents over background were identified in the results of the 2019 detection monitoring event and assessment monitoring was initiated in January of 2020. Statistically significant levels (SSLs) of Appendix IV parameters have not been identified during assessment monitoring, so the GSA will remain in assessment monitoring. The following future actions will be taken or are recommended for the Site:

- Continue semi-annual assessment monitoring in 2025.
- Submit 2025 Annual Groundwater Monitoring and Corrective Action Report by January 31, 2026.

  monitoring.

Pursuant to 40 CFR § 257.90(e)(6), an Executive Summary Table highlighting program status and significant findings from the most recent semi-annual monitoring period has been included on the next page.

Executive Summary Table
Monitoring Period Summary
Plant Daniel - Gypsum Pond (GSA)

Monitoring Period:	January 1 - December 31, 2024
Beginning Status:	Detection
Ending Status:	Detection

Statistical Analysis Results *	
Appendix III SSIs	
Constituent	**Wells**
Boron	None.
Calcium	MW-2 (upgradient) and MW-3
Chloride	None.
Fluoride	None.
pH	None.
Sulfate	MW-10 (upgradient) and MW-3
TDS	None.
Appendix IV SSLs	
No Significant Results.	
* See the attached report for further details regarding statistical exceedances and alternate source demonstrations.	
Assessment of Corrective Measures & Groundwater Remedy	
Assessment of Corrective Measures	
Site Remains in Assessment Monitoring § 257.95 (d)	
Groundwater Remedy	
Site Remains in Assessment Monitoring § 257.95 (d)	

TABLE OF CONTENTS

EXECUTIVE SUMMARY i
Table of Contents iii
1.0 INTRODUCTION 5
2.0 MONITORING PROGRAM STATUS 5
3.0 SITE LOCATION AND DESCRIPTION 5
3.1 Regional Geology & Hydrogeologic Setting 5
3.2 Uppermost Aquifer 6
4.0 GROUNDWATER MONITORING SYSTEM 7
4.1 Compliance Monitoring Network 7
4.2 Monitoring Well Installation, Abandonment, and Maintenance 7
5.0 GROUNDWATER SAMPLING AND ANALYSIS 7
5.1 Groundwater Sample Collection 8
5.2 Sampling Preservation and Handling 8
5.3 Chain of Custody 9
5.4 Laboratory Analysis 9
6.0 GROUNDWATER ELEVATION AND FLOW 9
6.1 Groundwater Velocity Calculations 9
7.0 EVALUATION OF GROUNDWATER QUALITY DATA 10
7.1 Quality Assurance and Quality Control 10
8.0 STATISTICAL METHODOLOGY AND TESTS 12
8.1 Appendix III Evaluation 12
8.2 Appendix IV Evaluation 13
8.3 Statistical Exceedances 13
9.0 SUMMARY AND CONCLUSIONS 14
10.0 REFERENCES 15

Tables

Table 1 Monitoring Well Network Details
Table 2 Groundwater Elevations Summary
Table 3 Groundwater Velocity Calculations
Table 4 Constituents and Reporting Limits
Table 5 Relative Percent Difference (RPD) Calculations

Figures

Figure 1 Site Location Map
Figure 2 Monitoring Well Location Map
Figure 3 Potentiometric Surface Contour Map – March 18, 2024
Figure 4 Potentiometric Surface Contour Map – September 30, 2024

Appendices

Appendix A Laboratory Analytical Data and Field Sampling Records
Appendix B Statistical Analyses

1.0 INTRODUCTION

In accordance with the United States Environmental Protection Agency (EPA) coal combustion residual (CCR) rule (40 Code of Federal Regulations (CFR) § 257 Subpart D), Southern Company Services (SCS) has prepared this *2024 Annual Groundwater Monitoring and Corrective Action Report* document groundwater monitoring activities at Mississippi Power Company (MPC) Plant Daniel Gypsum Storage Area (GSA). Groundwater monitoring and reporting for the CCR unit is performed in accordance with the monitoring requirements § 257.90 through § 257.95 of the Federal CCR rule.

2.0 MONITORING PROGRAM STATUS

Statistically significant increases (SSIs) of Appendix III constituents over background were identified in the results of the 2019 detection monitoring event and subsequently initiated assessment monitoring in January of 2020. The 2024 assessment monitoring period was conducted in March, September, and October 2024 pursuant to 40 CFR § 257.95(f). Since no SSLs of Appendix IV constituents were observed over the GWPS, in accordance with § 257.95(d), MPC will continue assessment monitoring and will not implement assessment of corrective measures under § 257.96. Analytical data from the semi-annual monitoring events are included as **Appendix A, Laboratory Analytical Data and Field Sampling Records**, in accordance with the requirements of § 257.90(e)(3).

3.0 SITE LOCATION AND DESCRIPTION

Plant Daniel is an electric generating facility consisting of two coal-fired units and two natural gas combined cycle units. The plant is located near the town of Escatawpa, Jackson County, Mississippi immediately northwest of the intersection of Mississippi State Highways 63 and 613. The Site is northwest of the intersection of Mississippi State Highways 63 and 613, between the Pascagoula River to the west and Highway 63 to the east. The site address is 13201 Highway 63 N, Escatawpa, Mississippi 39562.

The Site is located within Section 35, Township 5 South, Range 6 West, Sections 37, 10, 15, East half of Section 9, Southwest ¼ of Section 2, Northwest ¼ and south half of Section 11, and the north half and northwest ¼ of the southwest ¼ of Section 14, all of Township 6 South, Range 6 West. **Figure 1, Site Location Map**, depicts the location of Plant Daniel relative to site features and the surrounding area.

3.1 Regional Geology & Hydrogeologic Setting

Jackson County lies in the Pascagoula River Drainage Basin in the Gulf Coastal Plain physiographic province. Topographically, the province is gently rolling to flat with local salt marshes. Rock outcrops are sedimentary in origin and range in age from late Miocene to Recent (Gandl, 1982). A dominant regional

structural feature which affects the sediments of Miocene and younger age is the Gulf Coast geosyncline. The sediments dip toward the Gulf of Mexico. Where formations are near the surface, dips are from 15 to 35 feet/mile. Further from the outcrop, dips increase dramatically with depth. Fresh-water aquifers in the Pascagoula area are sand or a mix of sand and gravel beds of Miocene age or younger. These freshwater aquifers and occur less than 1,000 feet below the surface.

The surficial soils underlying Plant Daniel are related to the southern Mississippi's semi-tropical climate and the weathering of parent geologic materials. The resulting soil profile consists of a variety of sediments including sand, silt, clay, gravel, and organics and ranges in age from the Cenozoic to Pleistocene period. Previous site investigations indicate that there are five distinctive geologic units that immediately underlie the site and surrounding area.

- Unit 1 consists of a sandy clay aquitard that is considered to be discontinuous across the site. Unit 1 outcrops at the surface and extends to a maximum depth of 32 feet beneath the site.
- Unit 2 consists of a sand aquifer that extends to approximately 70 feet below land surface (BLS) and is the uppermost aquifer underlying the site.
- Unit 3 is a clay aquitard that immediately underlies Unit 2 and has a thickness ranging from 2.5 to 9.5 feet across the site.
- Unit 4 is a sand and gravel aquifer with a thickness of 34 feet or greater.
- Unit 5 is a clay aquitard.

3.2 Uppermost Aquifer

Two aquifers supply water to the Pascagoula area. These are the Pliocene-age Citronelle and the Miocene Aquifer System, which includes the Graham Ferry Aquifer. Plant Daniel is in the Citronelle aquifer outcrop area. The Citronelle Aquifers are the shallowest aquifers in the Pascagoula area. Although principally a sand and gravel formation, the Citronelle is characterized by occasional lenses and layers of clay which may cause semi-artesian conditions. Sediments become coarse near the irregular contact with the underlying Pascagoula or Graham Ferry Formation. Also, the Citronelle and overlying coastal deposits are considered one hydrogeologic unit. The Citronelle is primarily a water table aquifer with a saturated thickness of about 45 feet. Recharge is primarily by rainfall which moves vertically and down dip to recharge underlying aquifers and to sustain local streams (Wasson, 1978). For groundwater monitoring purposes, all on-site compliance wells are screened within the uppermost Unit 2 sand aquifer.

4.0 GROUNDWATER MONITORING SYSTEM

Pursuant 40 CFR § 257.91, Plant Daniel designed and installed a certified groundwater monitoring system within the uppermost aquifer (Unit 2) to monitor groundwater quality in the immediate vicinity of the regulated unit. The on-site groundwater compliance wells were positioned to serve as upgradient or downgradient monitoring locations based on the underlying groundwater flow direction. The groundwater monitoring wells were designed and constructed in accordance with the "Design and Installation of Groundwater Monitoring Wells in Aquifers," ASTM Subcommittee D18.21. As required by § 257.90(e), the following also describes monitoring-related activities performed during the 2024 monitoring period.

4.1 Compliance Monitoring Network

Groundwater monitoring wells at the Site are designated as upgradient compliance wells and downgradient compliance wells. Monitoring wells MW-1, MW-2, and MW-10 serve as upgradient locations for the GSA. Upgradient wells are screened within the same hydrostratigraphic interval(s) as the downgradient locations and represent background groundwater quality at the Site. Upgradient wells are positioned along the eastern portion of the unit as determined by water level monitoring and potentiometric surface maps constructed for the Site. Monitoring well locations MW-3 through MW-9 serve as downgradient locations for GSA. The location and designation of Site wells are presented on **Figure 2, Monitoring Well Location Map. Table 1, Monitoring Well Network Details,** summarize the monitoring well construction details, surveyed elevations, and design purpose for the Plant Daniel GSA.

4.2 Monitoring Well Installation, Abandonment, and Maintenance

Monitoring well replacement and/or abandonment activities were not performed during the 2024 annual monitoring period. Each on-site well was visually inspected prior to sample collection for potential issues such as structural damage, contamination, or maintenance concerns that could compromise sample integrity. No issues were observed during the pre-sampling well inspection, and each well was determined to be in proper working order.

5.0 GROUNDWATER SAMPLING AND ANALYSIS

Site compliance wells are sampled semi-annually, generally in late winter to mid-spring and early to late fall. The temporal spacing ensures sampling events yield independent groundwater samples that generally represent natural variabilities in groundwater quality associated with different climatic and/or meteorological seasons.

During routine semi-annual monitoring events, compliance network wells are sampled and analyzed for Appendix III and Appendix IV constituents. The following subsections summarize the sequential steps and processes for sampling, handling, and transport, and analyzing compliance-related groundwater samples at the Site.

5.1 Groundwater Sample Collection

Prior to recording water levels and collecting samples, each well was opened and allowed to equilibrate to atmospheric pressure. Within a 24-hour period, groundwater depths were measured to the nearest 0.01 foot with an electronic water level indicator referenced from the top of the inner PVC well casing. Groundwater elevations were calculated by subtracting the depth to groundwater from surveyed top-of-casing (TOC) elevations.

Groundwater samples were collected in accordance with 40 CFR § 257.93(a). The monitoring wells at Plant Daniel were purged and sampled from dedicated pumps using low-flow sampling procedures. Field water quality indicator parameters were monitored and recorded prior to sampling with a downhole Aqua TROLL® instrument calibrated per the manufacturer's specifications. Groundwater samples were collected when the following stabilization criteria were met:

- 0.2 standard units for pH
- 5% for specific conductance
- 0.2 mg/L or 10% for DO > 0.5 mg/L (whichever is greater)
- Turbidity measurements less than 10 NTU
- Temperature and ORP - record only, no stabilization criteria

Once stabilization was achieved, samples were submitted to the laboratory following standard chain-of-custody (COC) protocols. Field data recorded in support of groundwater sampling activities for the monitoring period are included in **Appendix A**.

5.2 Sampling Preservation and Handling

Groundwater samples were collected in the designated size and type of laboratory-supplied containers required for specific parameters. Sample bottles were pre-preserved by the laboratory. Where temperature control was required, samples were placed in an ice-packed cooler and cooled to less than 6 °C immediately after collection. Blue ice or other cooling packs were not used for cooling samples. An ice-packed cooler was present during sample collection.

5.3 Chain of Custody

A COC record was used to track sample possession from the time of collection to the time of receipt at the laboratory. All samples were handled under strict COC procedures beginning in the field. COC records are included with the laboratory analytical data reports in **Appendix A**.

5.4 Laboratory Analysis

Laboratory analyses was performed by Eurofins Environment Testing (Eurofins) of Pittsburgh, Pennsylvania and St. Louis, Missouri. Eurofins is accredited by the National Environmental Laboratory Accreditation Program (NELAP). Eurofins maintains a NELAP certification for all parameters analyzed for this project. Groundwater analytical data and chain-of-custody records for the monitoring events are presented in **Appendix A**. **Table 2, Constituents and Reporting Limits**, lists the monitoring constituents analyzed from Site groundwater samples.

6.0 GROUNDWATER ELEVATION AND FLOW

Groundwater elevations ranged from 15.41 to 19.16 feet referenced to the North American Datum of 1988 (NAVD88) and 13.85 to 17.35 feet NAVD88 during the first and second 2024 semi-annual monitoring events, respectively. **Figure 3, Potentiometric Surface Contour Map (March 18, 2024)**, and **Figure 4, Potentiometric Surface Contour Map (September 30, 2024**), depict the groundwater elevations and inferred flow directions.

As shown on Figures 3 and 4, groundwater flow is generally to the southwest, consistent with historic observations. Groundwater elevations from the 2024 semi-annual monitoring events are tabulated and included in **Table 3, Groundwater Elevations Summary** for reference.

6.1 Groundwater Velocity Calculations

A general estimate of groundwater flow velocities at the site were calculated based on hydraulic gradients, hydraulic conductivities derived from previous slug test results, and an estimated effective porosity of the screened horizon(s). Based on slug testing performed in the uppermost aquifer, the average horizontal hydraulic conductivity was calculated to be approximately 25 feet/day. Hydraulic gradients were calculated from groundwater elevation data during the 2024 monitoring events between the select well pairs presented in **Table 4, Groundwater Flow Velocity Calculations**. An estimated effective porosity of 0.2 was used based on the default values for effective porosity recommended by USEPA for a silty sand-type soil (USEPA, 1989).

Horizontal flow velocity was calculated using the commonly used derivative of Darcy's Law:

$$V = \frac{K * i}{n_e}$$

Where:

V = Groundwater flow velocity $\left(\frac{feet}{day}\right)$

K = Average permeability of the aquifer $\left(\frac{feet}{day}\right)$

i = Horizontal hydraulic gradient

n_e = Effective porosity

Groundwater monitoring wells MW-1 and MW-7 were used to calculate Flow Path A and MW-10 and MW-6 were used to calculate Flow Path B. The horizontal hydraulic gradients ranged from 0.0010 feet per foot (ft/ft) to 0.0012 ft/ft. As presented on **Table 4,** groundwater flow velocity at the site ranges from approximately 0.12 feet per day (ft/day) (or approximately 44.65 feet per year) to 0.16 feet/day (or approximately 57.13 feet per year). These calculated groundwater flow velocities across the site are consistent with historical calculations and with expected velocities.

7.0 EVALUATION OF GROUNDWATER QUALITY DATA

During each sampling event, quality assurance/quality control samples (QA/QC) were collected at a rate of one sample per every 10 samples and included well duplicates, equipment blanks, and field blanks. Routine analyses of field QA/QC samples are a method for evaluating whether artificial bias could have been introduced into lab results by means of sampling activities or equipment.

7.1 Quality Assurance and Quality Control

Laboratory analytical precision is measured through the calculation of the relative percent difference (RPD) between two data sets generated from a similar source. specifically, between the original compliance and field duplicate samples. For groundwater analytical data, quality control procedures include calculating the RPD (where field duplicates are collected) between the sample and duplicate sample duplicate concentrations as is calculated as:

$$RPD = \frac{Conc1 - Conc2}{(Conc1 + Conc2)/2}$$

Where:

RPD = Relative Percent Difference (%)

Conc1 = Higher concentration of the original or field duplicate sample

Conc2 = Lower concentration of the original or field duplicate sample

A RPD is calculated for each constituent detected above the RL. Where the RPD is below 20%, the difference is considered acceptable, and no further action is needed. Where an RPD is greater than 20%, further evaluation is required to attempt to determine the cause of the difference and potentially result in qualified data. **Table 5, Relative Percent Difference Calculations**, provides the relative percent differences for sample and sample duplicates during 2024 sampling events.

During the second 2024 semi-annual sampling event, RPD exceeded 20% for Total Dissolved Solids (TDS) for the sample and field duplicate collected from MW-3 and MW-4. The TDS concentrations observed in MW-3 for the parent and duplicate samples were 71.0 mg/L and 93.0 mg/L, respectively, resulting in an RPD of 26.83%. The TDS concentrations observed in MW-4 for the parent and duplicate samples were 33.0 mg/L and 24.0 mg/L, respectively, resulting in an RPD of 31.58%. If RPD exceeds 20% for samples with concentrations greater than five times the RL (10.0 mg/L), the parent sample and duplicate sampling are qualified with "(+) J." When the concentrations in the parent sample or duplicate sample are less than five times the RL and the difference between the parent sample concentration and duplicate concentration are greater than the RL, the parent and duplicate samples are qualified with "(+) J, (ND) UJ." A summary of qualified data from the first semi-annual sampling event of 2024 is provided below.

Well ID	Sample Date	Constituent	Original Concentration (mg/L)	Field Duplicate Concentration (mg/L)	RPD (%)	Reporting Limit (mg/L)	Data Qualifier
MW-3	9/30/24	TDS	71.0	93.0 mg/L	26.8%	10.0 mg/L	(+) J
MW-4	10/01/24	TDS	33.0	24.0 mg/L	31.6%	10.0 mg/L	(+) J, (ND) UJ

No additional data qualification is required for the 2024 monitoring period.

8.0 STATISTICAL METHODOLOGY AND TESTS

Statistical analysis of Appendix III and Appendix IV groundwater monitoring data was performed on samples collected from the certified groundwater monitoring network pursuant to 40 CFR § 257.93 and following the appropriate PE-certified method. Sanitas™ groundwater statistical software was used to perform the statistical analyses. Sanitas™ is a decision support software package that incorporates the statistical tests required of Subtitle C and D facilities by EPA regulations. The analysis complies with the federal rule for the Disposal of Coal Combustion Residuals from Electric Utilities (CCR Rule, 2015) as well as with the USEPA Unified Guidance (2009).

8.1 Appendix III Evaluation

Intrawell and interwell prediction limits, combined with a 1-of-2 verification (resample) plan, were constructed for the analyzed Appendix III constituents. Intrawell prediction limits compare the most recent compliance sample from a given well to historical data from the same well and provide statistical limits representative of the background data population. Interwell prediction limits pool upgradient well data to establish a background limit for an individual constituent. The most recent sample from each downgradient well is compared to the background limit to determine whether initial exceedances are present and to identify potential SSIs. When an initial (or apparent) statistically significant increase or questionable result occurs, a second sample may be collected to verify the initial result or determine if the result was an outlier. If the second sample exceeds its respective background statistical limit, a statistically significant increase (SSI) is identified. If the second sample is below its respective background limit, there is no SSI. In accordance with the Unified Guidance, the following adjustments were made to the statistical analysis program:

- No statistical analyses are required on wells and constituents containing 100% non-detects (EPA Unified Guidance, 2009, Chapter 6).
- When background data contain <15% non-detects, a simple substitution of one-half the reporting limit is used in the statistical analysis. The reporting limit used for non-detects is the practical quantitation limit (PQL) as reported by the laboratory.
- When data contain between 15-50% non-detects, the Kaplan-Meier non-detect adjustment is applied to the background data.
- Non-parametric prediction limits are used on data containing greater than 50% non-detects.

8.2 Appendix IV Evaluation

When in assessment monitoring, Appendix IV constituents are sampled semi-annually, and concentrations are compared to GWPS. Unlike the statistical evaluation of Appendix III constituents (where single-sample results are compared to the statistical limit), Appendix IV analysis uses the pooled results from each downgradient well to develop a well-specific Confidence Interval that is compared to the statistical limit. The statistical limit is either the tolerance limit (i.e., background) calculated using the pool of all available upgradient well data (see Chapter 7 of the Unified Guidance), or an applicable groundwater protection standard such as the Maximum Contaminant Level (MCL). Appendix IV background data are screened for outliers and extreme trending patterns that would lead to artificially elevated statistical limits.

Parametric tolerance limits (i.e., Upper Tolerance Limits (UTLs)) were calculated using pooled upgradient well data for Appendix IV parameters with a target of 95% confidence and 95% coverage. The confidence and coverage levels for nonparametric tolerance limits are dependent on the number of background samples. The UTLs were then used as the Groundwater Protection Standards (GWPS).

As described in § 257.95(h)(1)-(3), the GWPS is:

(1) The MCL established under § 141.62 and 141.66 of this title.
(2) Where an MCL has not been established:
    (i) Cobalt 0.006 milligrams per liter (mg/L);
    (ii) Lead 0.015 mg/L;
    (iii) Lithium 0.040 mg/L; and
    (iv) Molybdenum 0.100 mg/L.
(3) Background levels for constituents where the background level is higher than the MCL or rule-identified GWPS.

Following the above requirements, GWPS have been established for statistical comparison of Appendix IV constituents.

8.3 Statistical Exceedances

Laboratory analytical data from the first and second 2024 semi-annual monitoring events were statistically analyzed in accordance with the Professional Engineer (PE)-certified Statistical Analysis Plan (October 2017) by Groundwater Stats Consulting, LLC. Statistical analyses were performed to determine if Appendix III constituent concentrations have returned to background levels (updated in May 2024).

The detected concentrations of chloride in upgradient compliance wells MW-1 and MW-2 as well as the

detected concentration of sulfate in MW-1 (upgradient) and MW-6 constituted an intra-well statistical exceedances during the first semi-annual monitoring event. In addition, the detected concentrations of calcium in compliance wells MW-2 (upgradient) and MW-3 as well as sulfate detected in compliance wells MW-10 (upgradient) and MW-3 constituted an intra-well statistical exceedances during the second semi-annual monitoring event. Since the site is performing assessment monitoring, no further action is required. The statistical analyses for groundwater samples collected during the 2024 monitoring period are provided in **Appendix B** for reference.

9.0 SUMMARY AND CONCLUSIONS

Based on results reported in the *2024 Annual Groundwater and Corrective Action Monitoring Report*, MPC remains in assessment monitoring. Groundwater samples were collected semi-annually from the certified well network and analyzed for constituents listed in Appendix III and Appendix IV. Statistical evaluations of the 2024 assessment monitoring data did not identify and SSLs of Appendix IV constituents above the GWPS. Therefore, in accordance with § 257.95(d), MPC will continue assessment monitoring. The following future actions will be taken or are recommended for the Site:

- Continue semi-annual detection monitoring in 2025.
- Submit 2025 Annual Groundwater Monitoring and Corrective Action Report by January 31, 2026.

10.0 REFERENCES

ASTM Standard D5092, 2004(2010)e1, Standard Practice for Design and Installation of Groundwater Monitoring Wells, ASTM International, West Conshohocken, PA, DOI 10.1520/D5092-04R10E01, www.astm.org.

Gandl, L.A. "Characterization of Aquifers Designated as Potential Drinking Water Sources in Mississippi," Water Resources Investigation Open-File Report 81-550, Mississippi Department of Natural Resources, Bureau of Pollution Control. 1982. 90 pp.

USEPA Waste Management Division Office of Solid Waste. 1989. EPA 530/SW-89-031 Interim Final RCRA Investigation (RFI) Guidance, Volume II and IV.

USEPA. 2009. Statistical Analysis of Groundwater Monitoring Data at RCRA Facilities, Unified Guidance. Office of Resource Conservation and Recovery – Program Implementation and Information Division. March.

USEPA. 2015. Federal Register. Volume 80. No. 74. Friday April 17, 2015. Part II. Environmental Protection Agency. *40 CFR Parts 257and 261. Hazardous and Solid Waste Management System; Disposal of Coal Combustion Residuals from Electric Utilities; Final Rule.* [EPA-HQ-RCRA–2009–0640; FRL–9919–44–OSWER]. RIN–2050–AE81. April.

USEPA. 2011. *Data Validation Standard Operating Procedures*. Science and Ecosystem Support Division. Region IV. Athens, GA. September.

USEPA. 2017. National Functional Guidelines for Inorganic Superfund Methods Data Review. Office of Superfund Remediation and Technology Innovation. OLEM 9355.0-135 [EPA-540-R-2017-001]. Washington, DC. January.

Wasson, B.E., 1978, Availability of additional ground-water supplies in the Pascagoula area, Mississippi: Mississippi Research and Development Center Bulletin, 32 p.

Southern Company

TABLES

Southern Company

Table 1. Monitoring Well Network Details

Plant Daniel Gypsum Storage Area (GSA)

Well ID	Hydraulic Location	Latitude	Longitude	Top of Casing Elevation (ft. AMSL)	Ground Elevation (ft. AMSL)	Well Depth (ft. BTOC)	Top of Screen Elevation (ft. AMSL)	Bottom of Screen Elevation (ft. AMSL)	Date of Installation
MW-1	Upgradient	30.55779	-88.54887	38.89	35.85	53.04	-3.65	-13.65	06/10/14
MW-2	Upgradient	30.55535	-88.54643	37.46	34.39	53.07	-5.11	-15.11	06/09/14
MW-10	Upgradient	30.55697	-88.54666	39.12	36.08	53.5	-4.08	-14.08	07/27/15
MW-3	Downgradient	30.55444	-88.55470	37.71	34.67	53.04	-4.83	-14.83	03/05/14
MW-4	Downgradient	30.55728	-88.55260	39.16	36.56	52.6	-2.94	-12.94	06/12/14
MW-5	Downgradient	30.55765	-88.55101	39.28	36.64	53.8	-4.22	-14.22	07/28/15
MW-6	Downgradient	30.55638	-88.55469	37.60	35.20	53.8	-5.90	-15.90	07/27/15
MW-7	Downgradient	30.55356	-88.55339	34.60	32.10	52.4	-7.50	-17.50	07/26/15
MW-8	Downgradient	30.55365	-88.55060	35.39	32.80	53.4	-7.71	-17.71	07/26/15
MW-9	Downgradient	30.55428	-88.54818	36.10	33.48	53.8	-7.40	-17.40	07/26/15

Notes:

1. Elevations shown are referenced Mean Sea Level (MSL) to NAVD 88 (G12) U.S. Survey Feet.

2. AMSL - Above Mean Sea Level.

Table 2. Constituents And Reporting Limits

Plant Daniel Gypsum Storage Area (GSA)

03/18/2024 - 10/01/2024

Appendix III Constituents			
Constituent	**Analytical Method**	**Reporting Limit**	**Units of Measure**
Boron	EPA 6020B	0.08	mg/L
Calcium	EPA 6020B	0.5	mg/L
Chloride	EPA 9056A	1	mg/L
Fluoride	EPA 9056A	0.1	mg/L
pH_Field	Field Sampling	NA	SU
Sulfate	EPA 9056A	1	mg/L
TDS	SM 2540C-2016	10	mg/L
Appendix IV Constituents			
Constituent	**Analytical Method**	**Reporting Limit**	**Units of Measure**
Antimony	EPA 6020B	0.002	mg/L
Arsenic	EPA 6020B	0.001	mg/L
Barium	EPA 6020B	0.01	mg/L
Beryllium	EPA 6020B	0.001	mg/L
Cadmium	EPA 6020B	0.001	SU
Chromium	EPA 6020B	0.002	mg/L
Cobalt	EPA 6020B	0.0005	mg/L
Fluoride	EPA 9056A	0.1	mg/L
Lead	EPA 6020B	0.001	mg/L
Lithium	EPA 6020B	0.005	mg/L
Mercury	EPA 7470A	0.0002	mg/L
Molybdenum	EPA 6020B	0.005	mg/L
Selenium	EPA 6020B	0.005	mg/L
Thallium	EPA 6020B	0.001	mg/L
Combined Radium 226+228	Total Radium Calculation	5	pCi/L

Notes:
1. mg/L - milligrams per liter, SU - standard unit, pCi/L - picocuries per liter, TDS - Total Dissolved Solids, NA - not applicable (varies)
2. Reporting limit values can display range depending upon matrix interferences and dilution factors
3. pH is a field acquired parameter and does not have a laboratory method or reporting limit
4. EPA 6020B – EPA methodology for the "Inductively Coupled Plasma - Mass Spectrometry, part of Test Methods for Evaluating Soild Waste, Physical/Chemical Methods"
5. EPA 9056A – EPA methodology for the "Determination of Inorganic Anions by Ion Chromatography, part of Test methods for Evaluating Solid Waste, Physical/Chemical Methods"
6. SM 2540, 4500 – Standard Method(s) for Examination of Water and Wastewater
7. EPA 7470A – EPA methodology for the "Determination of Mercury in Water by Cold Vapor Atomic Absorption Spectrometry (CVAA)"
8. SM 2540, 4500 – Standard Method(s) for Examination of Water and Wastewater
9. Total Radium Calculation – Term used herein for EPA 9315 + EPA 9320
10. EPA 9315 – Used for Radium-226; SW-846: Alpha-Emitting Radium Isotopes, part of Test Methods for Evaluating Solid Waste, Physical/Chemical Methods
11. EPA 9320 – Used for Radium-228; SW-846: Alpha-Emitting Radium Isotopes, part of Test Methods for Evaluating Solid Waste, Physical/Chemical Methods

Southern Company

Table 3. Groundwater Elevation Summary

Plant Daniel Gypsum Storage Area (GSA)

Measurement Date		March 18, 2024		September 30, 2024	
Well ID	Top of Casing Elevation (ft. AMSL)	Depth to Water (ft. BTOC)	Groundwater Elevation (ft. AMSL)	Depth to Water (ft. BTOC)	Groundwater Elevation (ft. AMSL)
MW-1	38.89	20.51	18.38	22.34	16.55
MW-2	37.46	18.79	18.67	20.53	16.93
MW-3	37.71	22.30	15.41	23.86	13.85
MW-4	39.16	22.28	16.88	24.00	15.16
MW-5	39.28	21.63	17.65	23.42	15.86
MW-6	37.60	21.60	16.00	23.31	14.29
MW-7	34.60	18.95	15.65	20.52	14.08
MW-8	35.39	18.79	16.60	20.48	14.91
MW-9	36.10	18.39	17.71	20.18	15.92
MW-10	39.12	19.96	19.16	21.77	17.35

Notes:

1. AMSL - Above Mean Sea Level
2. BTOC - Below Top of Casing

Southern Company

Table 4. Groundwater Velocity Calculations

Plant Daniel Gypsum Storage Area (GSA)

03/18/2024 - 09/30/2024

Flow Path A								
Sample Date	**MW-1** h_1 **(ft)**	**MW-7** h_2 **(ft)**	**Distance** Δl **(ft)**	**Hydraulic Gradient** $\Delta h/\Delta l$ **(ft/ft)**	**Hydraulic Conductivity K**	**Assumed Effective Porosity ne**	**Calculated Groundwater Flow Velocity Feet/day**	**Calculated Groundwater Flow Velocity Feet/year**
03/18/24	18.38	15.65	2540.99	0.0011	25.17	0.2	0.14	49.35
09/30/24	16.55	14.08	2540.99	0.0010	25.17	0.2	0.12	44.65

Flow Path B								
Sample Date	**MW-10** h_1 **(ft)**	**MW-6** h_2 **(ft)**	**Distance** Δl **(ft)**	**Hydraulic Gradient** $\Delta h/\Delta l$ **(ft/ft)**	**Hydraulic Conductivity K**	**Assumed Effective Porosity (ne)**	**Calculated Groundwater Flow Velocity (feet/day)**	**Calculated Groundwater Flow Velocity (feet/year)**
03/18/24	19.16	16	2540.99	0.0012	25.17	0.2	0.16	57.13
09/30/24	17.35	14.29	2540.99	0.0012	25.17	0.2	0.15	55.32

Notes:

ft=feet

ft/d = feet/day

ft/ft = feet per foot

ft/yr = feet per year

Southern Company

Table 5. Relatative Percent Defference (RPD) Calculations
Plant Daniel Gypsum Storage Area (GSA)
03/18/2024 -10/01/2024

First Semi-Annual Monitoring Event					
Well ID	**Constituent**	**Units**	**Original Result**	**Duplicate Result**	**RPD %**
MW-3	Barium	mg/L	0.145	0.146	0.69
	Calcium	mg/L	5.23	5.24	0.19
	Chloride	mg/L	8.88	8.94	0.67
	Cobalt	mg/L	0.00237	0.00235	0.85
	Sulfate	mg/L	14.8	15.0	1.34
	TDS	mg/L	57	51	11.11
MW-8	Barium	mg/L	0.0675	0.0658	2.55
	Calcium	mg/L	1.44	1.43	0.70
	Chloride	mg/L	5.26	5.26	0.00
	Cobalt	mg/L	0.000675	0.000753	10.92
	Sulfate	mg/L	2.34	2.19	6.62
MW-10	Barium	mg/L	0.0181	0.0184	1.64
	Calcium	mg/L	0.569	0.558	1.95
	Chloride	mg/L	5.01	5.07	1.19
	Cobalt	mg/L	0.000582	0.000573	1.56
	Sulfate	mg/L	5.00	5.00	0.00
	TDS	mg/L	20.0	20.0	0.00

Second Semi-Annual Monitoring Event					
Well ID	**Constituent**	**Units**	**Original Result**	**Duplicate Result**	**RPD %**
MW-3	Barium	mg/L	0.137	0.135	1.47
	Calcium	mg/L	12.4	12.3	0.81
	Chloride	mg/L	9.40	10.1	7.18
	Chromium	mg/L	0.00260	0.00217	18.03
	Cobalt	mg/L	0.00308	0.00282	8.81
	Sulfate	mg/L	32.1	31.7	1.25
	TDS	mg/L	71.0	93.0	26.83
MW-4	Barium	mg/L	0.0463	0.0483	4.23
	Calcium	mg/L	1.06	1.07	0.94
	Chloride	mg/L	6.09	6.05	0.66
	Sulfate	mg/L	2.64	2.35	11.62
	TDS	mg/L	33	24.0	31.58

Notes:

1. The RPD calculations presented are for constituent pairs where original and duplicate results are valid, unqualified detections.
2. RPD calculation results less than or equal to 20% are considered acceptable.
3. Results greater than 20% are given data validation flags to indicate RPD criteria failure.
4.Communication to sampling team and lab may be necessary to explore nature of RPD failure(s).

Southern Company

FIGURES

SITE LOCATION OVERVIEW MAP

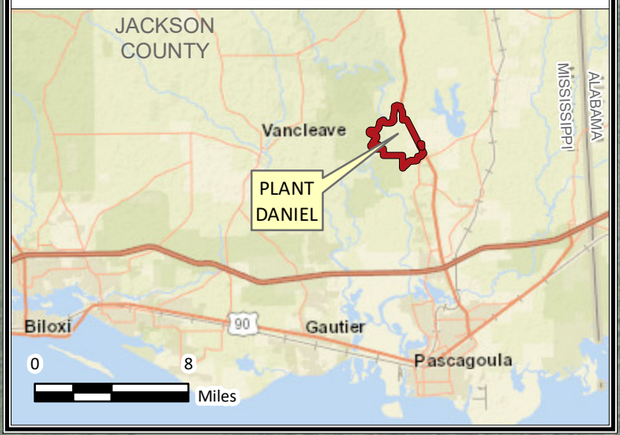

NORTH ASH MANAGEMENT UNIT

GYPSUM STORAGE AREA

CENTRAL ASH MANAGEMENT UNIT

N

LEGEND

- Gypsum Storage Area (GSA) Boundary
- Central Ash Management Unit (CAMU) Boundary
- North Ash Management Unit (NAMU) Boundary
- Property Boundary (Approximate)

0 1,000 Feet

Projection: NAD 1983 State Plane Mississippi East FIPS2301 Feet
Base Map: Maxar Vivid Standard, 10/31/2016 (west), 11/17/2020 (east).

SCALE	1:12000
DATE	1/21/2025
DRAWN BY	KAR
CHECKED BY	RFS
DRAWING TITLE:	SITE LOCATION MAP PLANT DANIEL GYPSUM STORAGE AREA
FIGURE NO.	FIGURE 1

Southern Company

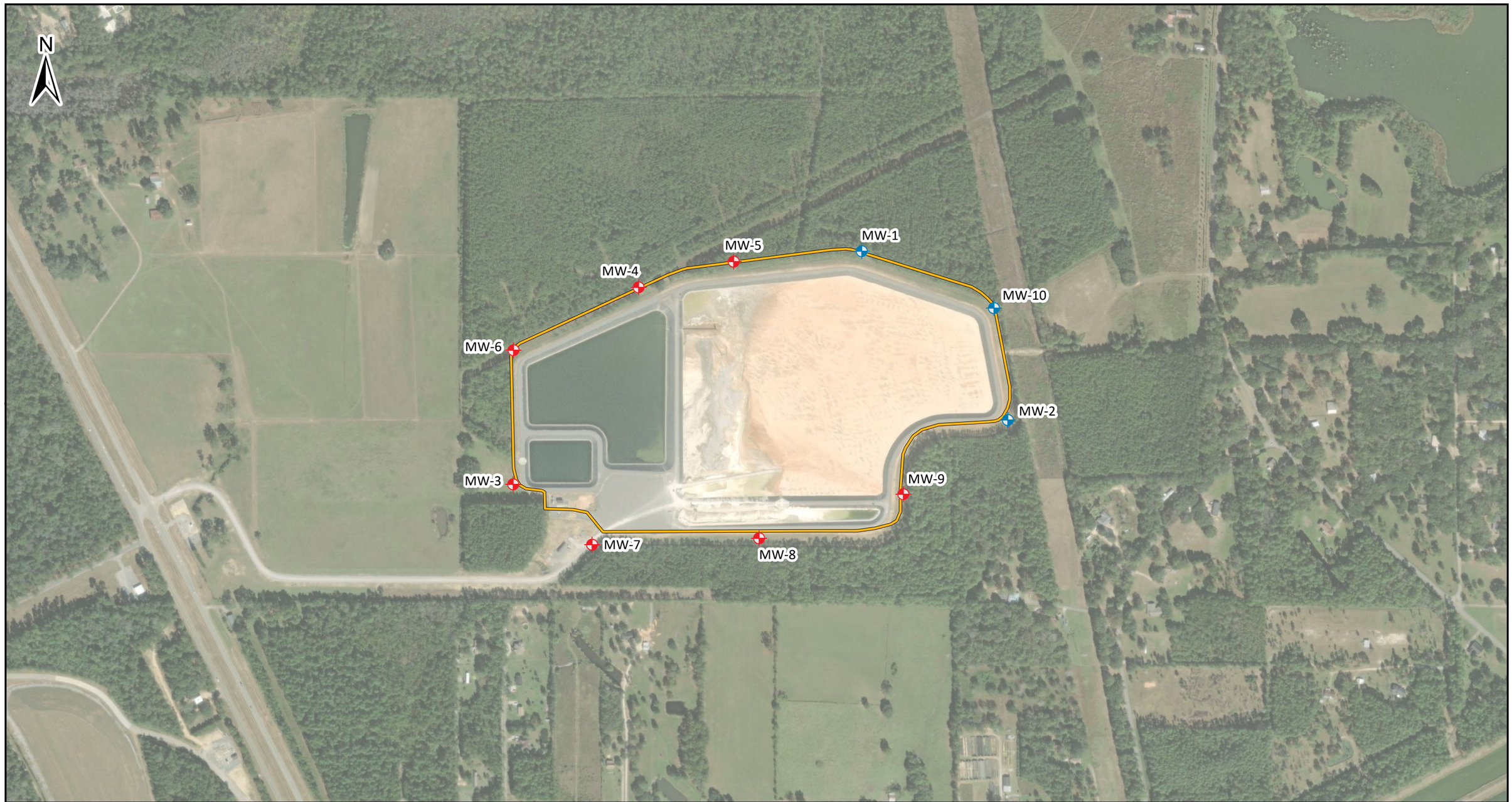

LEGEND

- Downgradient Compliance Well
- Upgradient Compliance Well
- Gypsum Storage Area

0 500 Feet

Projection: NAD 1983 State Plane Mississippi East FIPS2301 Feet
Base Map: Maxar Vivid Standard, 10/31/2016.

SCALE	1:6000
DATE	1/28/2025
DRAWN BY	KAR
CHECKED BY	AWH

DRAWING TITLE:
SITE LOCATION MAP
PLANT DANIEL
GYPSUM STORAGE AREA

FIGURE NO.
FIGURE 2

Southern Company

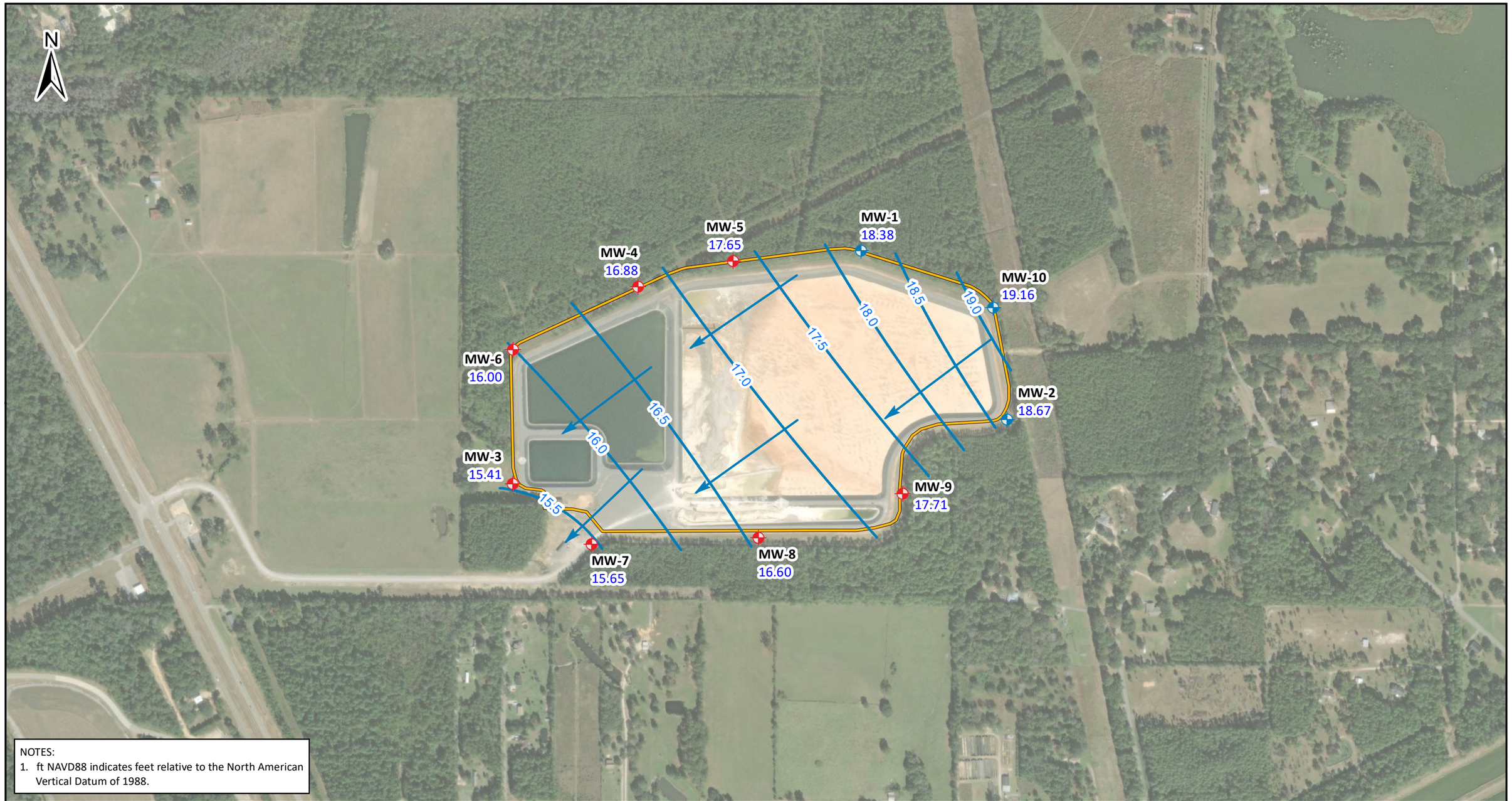

NOTES:
1. ft NAVD88 indicates feet relative to the North American Vertical Datum of 1988.

LEGEND

- Downgradient Compliance Well
- Upgradient Compliance Well
- Estimated Potentiometric Surface Contour
- Approximate Groundwater Flow Direction
- Gypsum Storage Area

MW-1 Well Name
18.38 Groundwater Elevation (ft NAVD88)

0 500 Feet

Projection: NAD 1983 State Plane Mississippi East FIPS2301 Feet
Base Map: Maxar Vivid Standard, 10/31/2016.

SCALE	1:6000
DATE	1/29/2025
DRAWN BY	KAR
CHECKED BY	AWH

DRAWING TITLE: **POTENTIOMETRIC SURFACE CONTOUR MAP MARCH 18, 2024 PLANT DANIEL GYPSUM STORAGE AREA**

FIGURE NO. FIGURE 3

Southern Company



NOTES:
1. ft NAVD88 indicates feet relative to the North American Vertical Datum of 1988.

LEGEND

- Downgradient Compliance Well
- Upgradient Compliance Well
- Estimated Potentiometric Surface Contour
- Approximate Groundwater Flow Direction
- Gypsum Storage Area

MW-1 Well Name
16.55 Groundwater Elevation (ft NAVD88)

0 500 Feet

Projection: NAD 1983 State Plane Mississippi East FIPS2301 Feet
Base Map: Maxar Vivid Standard, 10/31/2016.

SCALE	1:6000
DATE	11/6/2024
DRAWN BY	KAR
CHECKED BY	RFS

DRAWING TITLE: **POTENTIOMETRIC SURFACE CONTOUR MAP SEPTEMBER 30, 2024 PLANT DANIEL GYPSUM STORAGE AREA**

FIGURE NO. FIGURE 4

Southern Company

Southern Company

APPENDIX A

Laboratory and Field Records

Low-Flow Test Report:

Test Date / Time: 3/19/2024 2:01:54 PM
Project: Daniel GSA CCR MW-1
Operator Name: Rick Hagendorfer

Location Name: Daniel GSA CCR MW-1 **Well Diameter: 2 in** **Casing Type: PVC** **Screen Length: 10 ft** **Top of Screen: 43.3 ft** **Total Depth: 53.3 ft** **Initial Depth to Water: 20.49 ft**	**Pump Type: QED** **Tubing Type: PE** **Pump Intake From TOC: 48.3 ft** **Estimated Total Volume Pumped: 16000 ml** **Flow Cell Volume: 90 ml** **Final Flow Rate: 400 ml/min** **Final Draw Down: 0.06 ft**	**Instrument Used: Aqua TROLL 400** **Serial Number: 1055720**

Test Notes:

Weather Conditions:
Sunny 59

Low-Flow Readings:

Date Time	Elapsed Time	pH	Temperature	Specific Conductivity	RDO Concentration	Turbidity	ORP	Depth to Water	Flow
		+/- 0.2	+/- 0.2	+/- 5 %	+/- 0.2	+/- 10	+/- 20	+/- 0.3	
3/19/2024 2:01 PM	00:00	6.45 pH	27.66 °C	50.91 µS/cm	5.74 mg/L		95.5 mV	20.49 ft	400.00 ml/min
3/19/2024 2:06 PM	05:00	4.95 pH	21.42 °C	56.64 µS/cm	0.64 mg/L	0.76 NTU	74.2 mV	20.55 ft	400.00 ml/min
3/19/2024 2:11 PM	10:00	4.95 pH	21.17 °C	56.45 µS/cm	0.50 mg/L	5.11 NTU	70.8 mV	20.55 ft	400.00 ml/min
3/19/2024 2:16 PM	15:00	4.96 pH	21.19 °C	56.22 µS/cm	0.49 mg/L	7.07 NTU	69.3 mV	20.55 ft	400.00 ml/min
3/19/2024 2:21 PM	20:00	4.97 pH	21.19 °C	56.20 µS/cm	0.49 mg/L	4.90 NTU	68.5 mV	20.55 ft	400.00 ml/min
3/19/2024 2:26 PM	25:00	4.97 pH	21.22 °C	55.91 µS/cm	0.49 mg/L	3.44 NTU	67.9 mV	20.55 ft	400.00 ml/min
3/19/2024 2:31 PM	30:00	4.95 pH	21.23 °C	55.67 µS/cm	0.48 mg/L	2.49 NTU	68.1 mV	20.55 ft	400.00 ml/min
3/19/2024 2:36 PM	35:00	4.95 pH	21.24 °C	55.70 µS/cm	0.49 mg/L	2.17 NTU	67.5 mV	20.55 ft	400.00 ml/min
3/19/2024 2:41 PM	40:00	4.94 pH	21.24 °C	55.73 µS/cm	0.50 mg/L	1.52 NTU	67.6 mV	20.55 ft	400.00 ml/min

Samples

Sample ID:	Description:
MW-1	Sample time1445

Low-Flow Test Report:

Test Date / Time: 3/19/2024 4:49:56 PM
Project: Daniel GSA CCR MW-2
Operator Name: Rick Hagendorfer

Location Name: Daniel GSA CCR MW-2 **Well Diameter: 2 in** **Casing Type: PVC** **Screen Length: 10 ft** **Top of Screen: 43.2 ft** **Total Depth: 53.2 ft** **Initial Depth to Water: 18.74 ft**	**Pump Type: QED** **Tubing Type: Pe** **Pump Intake From TOC: 48.2 ft** **Estimated Total Volume Pumped: 40000 ml** **Flow Cell Volume: 90 ml** **Final Flow Rate: 400 ml/min** **Final Draw Down: 0.1 ft**	**Instrument Used: Aqua TROLL 400** **Serial Number: 1055720**

Test Notes:

Weather Conditions:
Sunny 61

Low-Flow Readings:

Date Time	Elapsed Time	pH	Temperature	Specific Conductivity	RDO Concentration	Turbidity	ORP	Depth to Water	Flow
		+/- 0.2	+/- 0.2	+/- 5 %	+/- 0.2	+/- 10	+/- 20	+/- 0.3	
3/19/2024 4:49 PM	00:00	5.05 pH	23.42 °C	42.54 µS/cm	6.68 mg/L		91.7 mV	18.74 ft	400.00 ml/min
3/19/2024 4:54 PM	05:00	4.92 pH	20.63 °C	48.46 µS/cm	4.73 mg/L	1.66 NTU	103.6 mV	18.84 ft	400.00 ml/min
3/19/2024 4:59 PM	10:00	4.90 pH	20.57 °C	48.92 µS/cm	4.71 mg/L	1.57 NTU	82.6 mV	18.84 ft	400.00 ml/min
3/19/2024 5:04 PM	15:00	4.90 pH	20.68 °C	49.36 µS/cm	4.66 mg/L	2.36 NTU	80.8 mV	18.84 ft	400.00 ml/min
3/19/2024 5:09 PM	20:00	4.89 pH	20.84 °C	50.36 µS/cm	4.53 mg/L	3.73 NTU	79.7 mV	18.84 ft	400.00 ml/min
3/19/2024 5:14 PM	25:00	4.88 pH	20.72 °C	51.10 µS/cm	4.51 mg/L	8.86 NTU	79.1 mV	18.84 ft	400.00 ml/min
3/19/2024 5:19 PM	30:00	4.87 pH	20.69 °C	51.78 µS/cm	4.44 mg/L	10.40 NTU	78.8 mV	18.84 ft	400.00 ml/min
3/19/2024 5:24 PM	35:00	4.87 pH	20.89 °C	51.98 µS/cm	4.40 mg/L	10.06 NTU	78.3 mV	18.84 ft	400.00 ml/min
3/19/2024 5:29 PM	40:00	4.85 pH	20.66 °C	52.79 µS/cm	4.36 mg/L	9.11 NTU	79.1 mV	18.84 ft	400.00 ml/min
3/19/2024 5:34 PM	45:00	4.85 pH	20.57 °C	52.84 µS/cm	4.31 mg/L	8.01 NTU	78.9 mV	18.84 ft	400.00 ml/min
3/19/2024 5:39 PM	50:00	4.85 pH	20.48 °C	53.33 µS/cm	4.29 mg/L	7.07 NTU	78.1 mV	18.84 ft	400.00 ml/min
3/19/2024 5:44 PM	55:00	4.85 pH	20.48 °C	53.48 µS/cm	4.25 mg/L	6.23 NTU	77.9 mV	18.84 ft	400.00 ml/min
3/19/2024 5:49 PM	01:00:00	4.84 pH	20.48 °C	53.48 µS/cm	4.23 mg/L	5.44 NTU	78.0 mV	18.84 ft	400.00 ml/min

3/19/2024 5:54 PM	01:05:00	4.84 pH	20.48 °C	53.49 µS/cm	4.21 mg/L	4.62 NTU	78.3 mV	18.84 ft	400.00 ml/min
3/19/2024 5:59 PM	01:10:00	4.84 pH	20.44 °C	53.98 µS/cm	4.18 mg/L	5.55 NTU	77.8 mV	18.84 ft	400.00 ml/min
3/19/2024 6:04 PM	01:15:00	4.84 pH	20.72 °C	53.78 µS/cm	4.13 mg/L	3.71 NTU	77.6 mV	18.84 ft	400.00 ml/min
3/19/2024 6:09 PM	01:20:00	4.84 pH	20.64 °C	53.98 µS/cm	4.07 mg/L	3.27 NTU	77.6 mV	18.84 ft	400.00 ml/min
3/19/2024 6:14 PM	01:25:00	4.84 pH	20.39 °C	54.06 µS/cm	4.07 mg/L	3.26 NTU	91.5 mV	18.84 ft	400.00 ml/min
3/19/2024 6:19 PM	01:30:00	4.84 pH	20.37 °C	54.22 µS/cm	4.11 mg/L	2.79 NTU	78.2 mV	18.84 ft	400.00 ml/min
3/19/2024 6:24 PM	01:35:00	4.84 pH	20.39 °C	54.37 µS/cm	4.05 mg/L	2.56 NTU	77.8 mV	18.84 ft	400.00 ml/min
3/19/2024 6:29 PM	01:40:00	4.84 pH	20.30 °C	54.46 µS/cm	4.05 mg/L	2.53 NTU	77.9 mV	18.84 ft	400.00 ml/min

Samples

Sample ID:	Description:
MW-2	Sample time 1832

Low-Flow Test Report:

Test Date / Time: 3/18/2024 2:34:44 PM
Project: Daniel GSA CCR MW-3
Operator Name: Rick Hagendorfer

Location Name: Daniel GSA CCR MW-3 **Well Diameter: 2 in** **Casing Type: PVC** **Screen Length: 10 ft** **Top of Screen: 44.3 ft** **Total Depth: 54.3 ft** **Initial Depth to Water: 22.3 ft**	**Pump Type: QED** **Tubing Type: PE** **Pump Intake From TOC: 49.3 ft** **Estimated Total Volume Pumped: 24000 ml** **Flow Cell Volume: 90 ml** **Final Flow Rate: 400 ml/min** **Final Draw Down: 0.1 ft**	**Instrument Used: Aqua TROLL 400** **Serial Number: 1055720**

Test Notes:

Weather Conditions:
Sunny 68

Low-Flow Readings:

Date Time	Elapsed Time	pH	Temperature	Specific Conductivity	RDO Concentration	Turbidity	ORP	Depth to Water	Flow
		+/- 0.2	+/- 0.2	+/- 5 %	+/- 0.2	+/- 10	+/- 20	+/- 0.3	
3/18/2024 2:34 PM	00:00	4.90 pH	22.18 °C	54.84 µS/cm	7.48 mg/L		135.0 mV	22.30 ft	400.00 ml/min
3/18/2024 2:39 PM	05:00	4.53 pH	22.74 °C	79.20 µS/cm	3.55 mg/L	1.83 NTU	126.8 mV	22.40 ft	400.00 ml/min
3/18/2024 2:44 PM	10:00	4.54 pH	22.72 °C	84.34 µS/cm	3.47 mg/L	1.82 NTU	121.4 mV	22.40 ft	400.00 ml/min
3/18/2024 2:49 PM	15:00	4.54 pH	22.72 °C	89.43 µS/cm	3.46 mg/L	1.81 NTU	118.2 mV	22.40 ft	400.00 ml/min
3/18/2024 2:54 PM	20:00	4.56 pH	22.80 °C	94.59 µS/cm	3.51 mg/L	1.71 NTU	115.8 mV	22.40 ft	400.00 ml/min
3/18/2024 2:59 PM	25:00	4.57 pH	22.80 °C	93.64 µS/cm	3.52 mg/L	1.36 NTU	135.3 mV	22.40 ft	400.00 ml/min
3/18/2024 3:04 PM	30:00	4.56 pH	22.78 °C	92.38 µS/cm	3.50 mg/L	1.12 NTU	114.0 mV	22.40 ft	400.00 ml/min
3/18/2024 3:09 PM	35:00	4.57 pH	22.82 °C	93.74 µS/cm	3.50 mg/L	0.98 NTU	112.8 mV	22.40 ft	400.00 ml/min
3/18/2024 3:14 PM	40:00	4.57 pH	22.83 °C	88.66 µS/cm	3.47 mg/L	0.92 NTU	111.8 mV	22.40 ft	400.00 ml/min
3/18/2024 3:19 PM	45:00	4.57 pH	22.85 °C	91.74 µS/cm	3.50 mg/L	0.75 NTU	110.9 mV	22.40 ft	400.00 ml/min
3/18/2024 3:24 PM	50:00	4.58 pH	22.84 °C	96.48 µS/cm	3.48 mg/L	0.74 NTU	110.2 mV	22.40 ft	400.00 ml/min
3/18/2024 3:29 PM	55:00	4.57 pH	22.83 °C	93.76 µS/cm	3.49 mg/L	0.75 NTU	110.2 mV	22.40 ft	400.00 ml/min
3/18/2024 3:34 PM	01:00:00	4.58 pH	22.81 °C	94.62 µS/cm	3.50 mg/L	0.65 NTU	109.7 mV	22.40 ft	400.00 ml/min

Samples

Sample ID:	Description:
MW-3	Sample time 1537
Dup-01	Fake sample time 1437

Created using VuSitu from In-Situ, Inc.

Low-Flow Test Report:

Test Date / Time: 3/19/2024 8:49:53 AM
Project: Daniel GSA CCR MW-4
Operator Name: Rick Hagendorfer

Location Name: Daniel GSA CCR MW-4 **Well Diameter: 2 in** **Casing Type: PVC** **Screen Length: 10 ft** **Top of Screen: 41.8 ft** **Total Depth: 51.8 ft** **Initial Depth to Water: 22.34 ft**	**Pump Type: QED** **Tubing Type: PE** **Pump Intake From TOC: 46.8 ft** **Estimated Total Volume Pumped: 22000 ml** **Flow Cell Volume: 90 ml** **Final Flow Rate: 400 ml/min** **Final Draw Down: 0.07 ft**	**Instrument Used: Aqua TROLL 400** **Serial Number: 1055720**

Test Notes:

Weather Conditions:
Sunny 42

Low-Flow Readings:

Date Time	Elapsed Time	pH	Temperature	Specific Conductivity	RDO Concentration	Turbidity	ORP	Depth to Water	Flow
		+/- 0.2	+/- 0.2	+/- 5 %	+/- 0.2	+/- 10	+/- 20	+/- 0.3	
3/19/2024 8:49 AM	00:00	5.46 pH	15.41 °C	43.63 µS/cm	5.77 mg/L		42.0 mV	22.34 ft	400.00 ml/min
3/19/2024 8:54 AM	05:00	4.74 pH	19.51 °C	43.65 µS/cm	2.49 mg/L	3.61 NTU	43.9 mV	22.41 ft	400.00 ml/min
3/19/2024 8:59 AM	10:00	4.72 pH	19.77 °C	43.16 µS/cm	2.66 mg/L	4.29 NTU	46.5 mV	22.41 ft	400.00 ml/min
3/19/2024 9:04 AM	15:00	4.74 pH	19.81 °C	41.62 µS/cm	2.75 mg/L	6.34 NTU	51.5 mV	22.41 ft	400.00 ml/min
3/19/2024 9:09 AM	20:00	4.75 pH	19.81 °C	40.81 µS/cm	2.79 mg/L	6.47 NTU	56.0 mV	22.41 ft	400.00 ml/min
3/19/2024 9:14 AM	25:00	4.75 pH	19.78 °C	40.86 µS/cm	2.87 mg/L	4.74 NTU	56.4 mV	22.41 ft	400.00 ml/min
3/19/2024 9:19 AM	30:00	4.75 pH	19.78 °C	40.75 µS/cm	2.94 mg/L	4.18 NTU	58.5 mV	22.41 ft	400.00 ml/min
3/19/2024 9:24 AM	35:00	4.76 pH	19.68 °C	40.72 µS/cm	2.96 mg/L	3.18 NTU	61.0 mV	22.41 ft	400.00 ml/min
3/19/2024 9:29 AM	40:00	4.77 pH	19.78 °C	40.68 µS/cm	3.02 mg/L	2.60 NTU	63.1 mV	22.41 ft	400.00 ml/min
3/19/2024 9:34 AM	45:00	4.77 pH	19.73 °C	40.75 µS/cm	3.03 mg/L	2.16 NTU	65.4 mV	22.41 ft	400.00 ml/min
3/19/2024 9:39 AM	50:00	4.78 pH	19.70 °C	40.70 µS/cm	3.05 mg/L	1.80 NTU	67.0 mV	22.41 ft	400.00 ml/min
3/19/2024 9:44 AM	55:00	4.78 pH	19.72 °C	40.60 µS/cm	3.05 mg/L	1.49 NTU	69.5 mV	22.41 ft	400.00 ml/min

Samples

Sample ID:	Description:
MW-4	Sample time 0947

Created using VuSitu from In-Situ, Inc.

Low-Flow Test Report:

Test Date / Time: 3/19/2024 10:25:30 AM
Project: Daniel GSA CCR MW-5
Operator Name: Rick Hagendorfer

Location Name: Daniel GSA CCR MW-5 **Well Diameter: 2 in** **Casing Type: PVC** **Screen Length: 10 ft** **Top of Screen: 46.3 ft** **Total Depth: 56.3 ft** **Initial Depth to Water: 21.69 ft**	**Pump Type: QED** **Tubing Type: PE** **Pump Intake From TOC: 51.3 ft** **Estimated Total Volume Pumped: 16000 ml** **Flow Cell Volume: 90 ml** **Final Flow Rate: 400 ml/min** **Final Draw Down: 0.06 ft**	**Instrument Used: Aqua TROLL 400** **Serial Number: 1055720**

Test Notes:
Sample time 1109

Weather Conditions:
Sunny 50

Low-Flow Readings:

Date Time	Elapsed Time	pH	Temperature	Specific Conductivity	RDO Concentration	Turbidity	ORP	Depth to Water	Flow
		+/- 0.2	+/- 0.2	+/- 5 %	+/- 0.2	+/- 10	+/- 20	+/- 0.3	
3/19/2024 10:25 AM	00:00	5.14 pH	22.52 °C	42.14 µS/cm	5.43 mg/L		109.1 mV	21.69 ft	400.00 ml/min
3/19/2024 10:30 AM	05:00	4.96 pH	20.49 °C	40.67 µS/cm	2.59 mg/L	0.69 NTU	99.7 mV	21.75 ft	400.00 ml/min
3/19/2024 10:35 AM	10:00	4.96 pH	20.25 °C	40.90 µS/cm	2.49 mg/L	0.95 NTU	108.5 mV	21.75 ft	400.00 ml/min
3/19/2024 10:40 AM	15:00	4.97 pH	20.34 °C	40.80 µS/cm	2.19 mg/L	1.53 NTU	94.1 mV	21.75 ft	400.00 ml/min
3/19/2024 10:45 AM	20:00	4.98 pH	20.39 °C	40.77 µS/cm	2.03 mg/L	1.12 NTU	91.8 mV	21.75 ft	400.00 ml/min
3/19/2024 10:50 AM	25:00	4.97 pH	20.24 °C	40.77 µS/cm	1.96 mg/L	0.94 NTU	89.7 mV	21.75 ft	400.00 ml/min
3/19/2024 10:55 AM	30:00	4.97 pH	20.29 °C	40.84 µS/cm	1.90 mg/L	0.90 NTU	87.5 mV	21.75 ft	400.00 ml/min
3/19/2024 11:00 AM	35:00	4.97 pH	20.32 °C	40.85 µS/cm	1.88 mg/L	0.83 NTU	85.6 mV	21.75 ft	400.00 ml/min
3/19/2024 11:05 AM	40:00	4.97 pH	20.26 °C	40.93 µS/cm	1.84 mg/L	0.74 NTU	83.7 mV	21.75 ft	400.00 ml/min

Samples

Sample ID:	Description:
MW-5	

Low-Flow Test Report:

Test Date / Time: 3/18/2024 4:36:52 PM
Project: Daniel GSA CCR MW-6
Operator Name: Rick Hagendorfer

Location Name: Daniel GSA CCR MW-6 **Well Diameter: 2 in** **Casing Type: PVC** **Screen Length: 10 ft** **Top of Screen: 46 ft** **Total Depth: 56 ft** **Initial Depth to Water: 21.6 ft**	**Pump Type: QED** **Tubing Type: PE** **Pump Intake From TOC: 51 ft** **Estimated Total Volume Pumped: 14000 ml** **Flow Cell Volume: 90 ml** **Final Flow Rate: 400 ml/min** **Final Draw Down: 0 ft**	**Instrument Used: Aqua TROLL 400** **Serial Number: 1055720**

Test Notes:

Weather Conditions:
Sunny68

Low-Flow Readings:

Date Time	Elapsed Time	pH	Temperature	Specific Conductivity	RDO Concentration	Turbidity	ORP	Depth to Water	Flow
		+/- 0.2	+/- 0.2	+/- 5 %	+/- 0.2	+/- 10	+/- 20	+/- 0.3	
3/18/2024 4:36 PM	00:00	5.60 pH	24.11 °C	31.70 µS/cm	7.65 mg/L		137.9 mV	21.60 ft	400.00 ml/min
3/18/2024 4:41 PM	05:00	4.79 pH	20.66 °C	35.49 µS/cm	0.55 mg/L	0.76 NTU	124.8 mV	21.60 ft	400.00 ml/min
3/18/2024 4:46 PM	10:00	4.77 pH	20.48 °C	35.69 µS/cm	0.26 mg/L	0.98 NTU	143.9 mV	21.60 ft	400.00 ml/min
3/18/2024 4:51 PM	15:00	4.78 pH	20.42 °C	35.81 µS/cm	0.24 mg/L	1.75 NTU	116.4 mV	21.60 ft	400.00 ml/min
3/18/2024 4:56 PM	20:00	4.78 pH	20.38 °C	35.86 µS/cm	0.24 mg/L	1.96 NTU	112.8 mV	21.60 ft	400.00 ml/min
3/18/2024 5:01 PM	25:00	4.78 pH	20.35 °C	35.87 µS/cm	0.24 mg/L	1.56 NTU	110.1 mV	21.60 ft	400.00 ml/min
3/18/2024 5:06 PM	30:00	4.78 pH	20.35 °C	35.87 µS/cm	0.24 mg/L	1.13 NTU	107.9 mV	21.60 ft	400.00 ml/min
3/18/2024 5:11 PM	35:00	4.77 pH	20.33 °C	35.88 µS/cm	0.24 mg/L	0.92 NTU	105.9 mV	21.60 ft	400.00 ml/min

Samples

Sample ID:	Description:
MW-6	Sample time 1714

Low-Flow Test Report:

Test Date / Time: 3/18/2024 1:04:54 PM
Project: Daniel GSA CCR MW-7
Operator Name: Rick Hagendorfer

Location Name: Daniel GSA CCR MW-7 **Well Diameter: 2 in** **Casing Type: PVC** **Screen Length: 10 ft** **Top of Screen: 44.8 ft** **Total Depth: 54.8 ft** **Initial Depth to Water: 18.95 ft**	**Pump Type: QED** **Tubing Type: PE** **Pump Intake From TOC: 49.8 ft** **Estimated Total Volume Pumped: 20140 ml** **Flow Cell Volume: 90 ml** **Final Flow Rate: 400 ml/min** **Final Draw Down: 0.04 ft**	**Instrument Used: Aqua TROLL 400** **Serial Number: 1055720**

Test Notes:

Weather Conditions:
P/C 68

Low-Flow Readings:

Date Time	Elapsed Time	pH	Temperature	Specific Conductivity	RDO Concentration	Turbidity	ORP	Depth to Water	Flow
		+/- 0.2	+/- 0.2	+/- 5 %	+/- 0.2	+/- 10	+/- 20	+/- 0.3	
3/18/2024 1:04 PM	00:00	6.47 pH	22.98 °C	73.12 µS/cm	7.51 mg/L		79.7 mV	18.95 ft	400.00 ml/min
3/18/2024 1:09 PM	05:00	4.45 pH	21.10 °C	83.72 µS/cm	6.63 mg/L	7.11 NTU	111.0 mV	18.99 ft	400.00 ml/min
3/18/2024 1:14 PM	10:00	4.44 pH	21.14 °C	84.32 µS/cm	6.59 mg/L	6.71 NTU	106.6 mV	18.99 ft	400.00 ml/min
3/18/2024 1:19 PM	15:00	4.46 pH	21.18 °C	84.99 µS/cm	6.52 mg/L	6.47 NTU	111.3 mV	18.99 ft	400.00 ml/min
3/18/2024 1:24 PM	20:00	4.45 pH	21.19 °C	86.49 µS/cm	6.43 mg/L	7.84 NTU	115.1 mV	18.99 ft	400.00 ml/min
3/18/2024 1:30 PM	25:21	4.46 pH	21.24 °C	87.86 µS/cm	6.49 mg/L	6.54 NTU	96.0 mV	18.99 ft	400.00 ml/min
3/18/2024 1:35 PM	30:21	4.48 pH	21.28 °C	87.97 µS/cm	6.45 mg/L	5.54 NTU	113.7 mV	18.99 ft	400.00 ml/min
3/18/2024 1:40 PM	35:21	4.50 pH	21.31 °C	87.68 µS/cm	6.53 mg/L	4.08 NTU	116.2 mV	18.99 ft	400.00 ml/min
3/18/2024 1:45 PM	40:21	4.50 pH	21.29 °C	87.41 µS/cm	6.46 mg/L	3.08 NTU	118.3 mV	18.99 ft	400.00 ml/min
3/18/2024 1:50 PM	45:21	4.47 pH	21.30 °C	86.86 µS/cm	6.47 mg/L	2.59 NTU	120.4 mV	18.99 ft	400.00 ml/min
3/18/2024 1:55 PM	50:21	4.48 pH	21.36 °C	86.81 µS/cm	6.47 mg/L	2.26 NTU	119.5 mV	18.99 ft	400.00 ml/min

Samples

Sample ID:	Description:
MW-7	Sample time 1358

Created using VuSitu from In-Situ, Inc.

Low-Flow Test Report:

Test Date / Time: 3/20/2024 8:38:09 AM
Project: Daniel GSA CCR MW-8
Operator Name: Rick Hagendorfer

Location Name: Daniel GSA CCR MW-8 **Well Diameter: 2 in** **Casing Type: PVC** **Screen Length: 10 ft** **Top of Screen: 45.8 ft** **Total Depth: 55.8 ft** **Initial Depth to Water: 18.72 ft**	**Pump Type: QED** **Tubing Type: Pe** **Pump Intake From TOC: 50.8 ft** **Estimated Total Volume Pumped: 20000 ml** **Flow Cell Volume: 90 ml** **Final Flow Rate: 400 ml/min** **Final Draw Down: 0.09 ft**	**Instrument Used: Aqua TROLL 400** **Serial Number: 1055720**

Test Notes:

Weather Conditions:
Sunny 48

Low-Flow Readings:

Date Time	Elapsed Time	pH	Temperature	Specific Conductivity	RDO Concentration	Turbidity	ORP	Depth to Water	Flow
		+/- 0.2	+/- 0.2	+/- 5 %	+/- 0.2	+/- 10	+/- 20	+/- 0.3	
3/20/2024 8:38 AM	00:00	4.27 pH	11.15 °C	78.56 µS/cm	11.52 mg/L		147.4 mV	18.72 ft	400.00 ml/min
3/20/2024 8:43 AM	05:00	4.64 pH	19.94 °C	42.76 µS/cm	6.08 mg/L	0.88 NTU	110.8 mV	18.81 ft	400.00 ml/min
3/20/2024 8:48 AM	10:00	4.70 pH	20.32 °C	42.29 µS/cm	5.94 mg/L	2.11 NTU	107.6 mV	18.81 ft	400.00 ml/min
3/20/2024 8:53 AM	15:00	4.74 pH	20.40 °C	42.08 µS/cm	5.95 mg/L	2.23 NTU	106.2 mV	18.81 ft	400.00 ml/min
3/20/2024 8:58 AM	20:00	4.77 pH	20.45 °C	42.11 µS/cm	5.92 mg/L	2.11 NTU	105.5 mV	18.81 ft	400.00 ml/min
3/20/2024 9:03 AM	25:00	4.79 pH	20.46 °C	42.04 µS/cm	5.92 mg/L	3.06 NTU	105.2 mV	18.81 ft	400.00 ml/min
3/20/2024 9:08 AM	30:00	4.81 pH	20.54 °C	42.01 µS/cm	5.89 mg/L	2.54 NTU	104.8 mV	18.81 ft	400.00 ml/min
3/20/2024 9:13 AM	35:00	4.82 pH	20.53 °C	41.96 µS/cm	5.91 mg/L	2.04 NTU	104.6 mV	18.81 ft	400.00 ml/min
3/20/2024 9:18 AM	40:00	4.82 pH	20.52 °C	42.03 µS/cm	5.92 mg/L	2.23 NTU	104.3 mV	18.81 ft	400.00 ml/min
3/20/2024 9:23 AM	45:00	4.83 pH	20.53 °C	41.95 µS/cm	5.91 mg/L	2.13 NTU	104.1 mV	18.81 ft	400.00 ml/min
3/20/2024 9:28 AM	50:00	4.84 pH	20.60 °C	41.85 µS/cm	5.89 mg/L	1.99 NTU	103.9 mV	18.81 ft	400.00 ml/min

Samples

Sample ID:	Description:
MW-8	Sample time 930
DUP-05	Fake sample time 830
FB-01	Sample time 0750
EB-01	Sample time 0757

Created using VuSitu from In-Situ, Inc.

Low-Flow Test Report:

Test Date / Time: 3/20/2024 10:21:02 AM
Project: Daniel GSA CCR MW-9
Operator Name: Rick Hagendorfer

Location Name: Daniel GSA CCR MW-9 **Well Diameter: 2 in** **Casing Type: PVC** **Screen Length: 10 ft** **Top of Screen: 46.2 ft** **Total Depth: 56.2 ft** **Initial Depth to Water: 18.35 ft**	**Pump Type: BP** **Tubing Type: Pe** **Pump Intake From TOC: 51.2 ft** **Estimated Total Volume Pumped: 18000 ml** **Flow Cell Volume: 90 ml** **Final Flow Rate: 400 ml/min** **Final Draw Down: 0.09 ft**	**Instrument Used: Aqua TROLL 400** **Serial Number: 1055720**

Test Notes:

Weather Conditions:
Sunny 62

Low-Flow Readings:

Date Time	Elapsed Time	pH	Temperature	Specific Conductivity	RDO Concentration	Turbidity	ORP	Depth to Water	Flow
		+/- 0.2	+/- 0.2	+/- 5 %	+/- 0.2	+/- 10	+/- 20	+/- 0.3	
3/20/2024 10:21 AM	00:00	5.11 pH	18.28 °C	47.31 µS/cm	6.49 mg/L		126.9 mV	18.35 ft	400.00 ml/min
3/20/2024 10:26 AM	05:00	5.04 pH	20.23 °C	46.05 µS/cm	5.16 mg/L	0.34 NTU	153.0 mV	18.44 ft	400.00 ml/min
3/20/2024 10:31 AM	10:00	5.03 pH	20.33 °C	45.53 µS/cm	5.46 mg/L	0.39 NTU	146.4 mV	18.44 ft	400.00 ml/min
3/20/2024 10:36 AM	15:00	5.03 pH	20.39 °C	45.09 µS/cm	5.68 mg/L	0.65 NTU	107.6 mV	18.44 ft	400.00 ml/min
3/20/2024 10:41 AM	20:00	5.02 pH	20.34 °C	45.07 µS/cm	5.79 mg/L	0.52 NTU	105.4 mV	18.44 ft	400.00 ml/min
3/20/2024 10:46 AM	25:00	5.01 pH	20.36 °C	45.19 µS/cm	5.97 mg/L	0.50 NTU	104.2 mV	18.44 ft	400.00 ml/min
3/20/2024 10:51 AM	30:00	5.01 pH	20.39 °C	45.18 µS/cm	6.06 mg/L	0.53 NTU	133.3 mV	18.44 ft	400.00 ml/min
3/20/2024 10:56 AM	35:00	5.00 pH	20.38 °C	45.58 µS/cm	6.05 mg/L	0.52 NTU	104.2 mV	18.44 ft	400.00 ml/min
3/20/2024 11:01 AM	40:00	5.00 pH	20.39 °C	45.59 µS/cm	6.05 mg/L	0.56 NTU	103.2 mV	18.44 ft	400.00 ml/min
3/20/2024 11:06 AM	45:00	5.01 pH	20.47 °C	45.50 µS/cm	6.01 mg/L	0.53 NTU	102.5 mV	18.44 ft	400.00 ml/min

Samples

Sample ID:	Description:

MW-09	Sample time 1109

Created using VuSitu from In-Situ, Inc.

Low-Flow Test Report:

Test Date / Time: 3/19/2024 3:50:46 PM
Project: Daniel GSA CCR MW-10
Operator Name: Rick Hagendorfer

Location Name: Daniel GSA CCR MW-10 **Well Diameter: 2 in** **Casing Type: PVC** **Screen Length: 10 ft** **Top of Screen: 46.4 ft** **Total Depth: 56.4 ft** **Initial Depth to Water: 19.92 ft**	**Pump Type: QED** **Tubing Type: Pe** **Pump Intake From TOC: 51.4 ft** **Estimated Total Volume Pumped: 8000 ml** **Flow Cell Volume: 90 ml** **Final Flow Rate: 400 ml/min** **Final Draw Down: 0.08 ft**	**Instrument Used: Aqua TROLL 400** **Serial Number: 1055720**

Test Notes:

Weather Conditions:
Sunny 61

Low-Flow Readings:

Date Time	Elapsed Time	pH	Temperature	Specific Conductivity	RDO Concentration	Turbidity	ORP	Depth to Water	Flow
		+/- 0.2	+/- 0.2	+/- 5 %	+/- 0.2	+/- 10	+/- 20	+/- 0.3	
3/19/2024 3:50 PM	00:00	5.22 pH	21.04 °C	45.83 µS/cm	6.31 mg/L		74.9 mV	19.92 ft	400.00 ml/min
3/19/2024 3:55 PM	05:00	5.21 pH	21.05 °C	45.43 µS/cm	6.33 mg/L	0.56 NTU	87.3 mV	20.00 ft	400.00 ml/min
3/19/2024 4:00 PM	10:00	5.22 pH	21.01 °C	45.30 µS/cm	6.32 mg/L	0.55 NTU	74.4 mV	20.00 ft	400.00 ml/min
3/19/2024 4:05 PM	15:00	5.22 pH	20.97 °C	45.52 µS/cm	6.35 mg/L	0.55 NTU	74.4 mV	20.00 ft	400.00 ml/min
3/19/2024 4:10 PM	20:00	5.22 pH	20.98 °C	45.54 µS/cm	6.34 mg/L	0.55 NTU	73.8 mV	20.00 ft	400.00 ml/min

Samples

Sample ID:	Description:
MW-10	Sample time 1613
DUP-04	Fake sample time 1513

Created using VuSitu from In-Situ, Inc.

Water Quality Instrument Calibration Form

Project/Site: Plant Daniel - GSA Project #: Field Personnel: Rick Hagendorfer RDH Environmental

Water Quality Meter - Model/Serial #: Aqua Troll 400- 1055720 Turbidimeter - Model/Serial # Hach 2100Q- 19100080487

Dissolved Oxygen	DEP SOP FT 1500	Date	Time	Temp (°C)	Saturation (mg/L)[1]	Reading (mg/L)	Reading (%)	Pass or Fail
						Acceptance Criteria: +/-0.3mg/L		
(CAL) ICV CCV		3-18-24	1209	17.6	9.54	9.62	100.4	(P) F
CAL (ICV) CCV		3-18-24	1217	18.4	9.39	9.43	99.9	(P) F
CAL ICV (CCV)		3-18-24	1739	19.6	9.16	9.11	99.0	(P) F
CAL ICV CCV								P F

Specific Conductance	DEP SOP FT 1200	Date	Time	Standard (uS/cm)	Standard Lot #	Standard Exp. Date	Reading (uS/cm)	Pass or Fail
							Acceptance Criteria: +/- 5%	
(CAL) ICV CCV		3-18-24	1203	1413	36GJ1475	10/2024	1425	(P) F
CAL (ICV) CCV		3-18-24	1205	1413	36GJ1475	10/2024	1410	(P) F
CAL ICV (CCV)		3-18-24	1742	1413	36GJ1475	10/2024	1427	(P) F
CAL ICV CCV								P F
CAL ICV CCV								P F
CAL ICV CCV								P F

pH	DEP SOP FT 1100	Date	Time	Standard (SU)	Standard Lot #	Standard Exp. Date	Reading (SU)	Pass or Fail
							Acceptance Criteria: +/-0.2 SU	
(CAL) ICV CCV		3-18-24	1143	7.00	36E1252	5/2025	7.03	(P) F
(CAL) ICV CCV		3-18-24	1148	4.00	36E1074	5/2025	4.02	(P) F
CAL (ICV) CCV		3-14-24	1151	4.00	36G1074	5/2025	4.00	(P) F
CAL (ICV) CCV		3-18-24	1153	7.00	36E1252	5/2025	7.03	(P) F
CAL ICV (CCV)		3-18-24	1757	7.00	36E1252	5/2025	7.10	(P) F
CAL ICV (CCV)		3-18-24	1759	4.00	36E1074	5/2025	4.08	(P) F

ORP	SOP N/A	Date	Time	Std. mV @ Temp °C	Standard Lot #	Standard Exp. Date	Reading (mV)	Pass or Fail
							Geosyntec Acceptance Criteria: +/- 5%	
(CAL) ICV CCV		3-18-24	1155	228 @ 25°	24002258	6/2024	232	(P) F
CAL (ICV) CCV		3-18-24	1158	228 @ 25°	24002258	6/2024	228	(P) F
CAL ICV (CCV)		3-18-24	1744	228 @ 25°	24002258	6/2024	219	(P) F
CAL ICV CCV								P F

Specific Conductance Probe Cleaned? (Yes) No Disolved Oxygen membrane Changed? Yes (No)

0.1 - 10 NTU Std 10 NTU	Date	Reading (NTU)	Pass or Fail
		Acceptance Criteria: +/- 10%	
(CAL) ICV CCV	3-18-24	9.25	(P) F
CAL (ICV) CCV	3-18-24	9.62	(P) F
CAL ICV (CCV)	3-18-24	9.61	(P) F
CAL ICV CCV			P F

Lot # A3199 Exp. 10/2024

11 - 40 NTU Std ____NTU	Date	Reading (NTU)	Pass or Fail
		Acceptance Criteria: +/- 8%	
CAL ICV CCV			P F
CAL ICV CCV			P F
CAL ICV CCV			P F
CAL ICV CCV			P F
CAL ICV CCV			P F
CAL ICV CCV			P F

41 - 100 NTU Std ____NTU	Date	Reading (NTU)	Pass or Fail
		Acceptance Criteria: +/- 6.5%	
CAL ICV CCV			P F
CAL ICV CCV			P F
CAL ICV CCV			P F
CAL ICV CCV			P F
CAL ICV CCV			P F
CAL ICV CCV			P F

>100 NTU Std ____NTU	Date	Reading (NTU)	Pass or Fail
		Acceptance Criteria: +/- 5%	
CAL ICV CCV			P F
CAL ICV CCV			P F
CAL ICV CCV			P F
CAL ICV CCV			P F

1. See Table FS 2200-2 on the back of this form

CAL - Initial Calibration

ICV - Initial Calibration Verification

CCV - Continuing Calibration Verification

Comments:

Allow adequate time for the dissolved oxygen sensor to equilibrate during air calibration

Calibrate specific conductance using at least two standards that bracket the range of expected sample readings (unless readings < 0.1 mS/cm then one standard of 0.1 mS/cm is acceptable)

Calibrate pH using at least two standards (typ. pH 4 and 7) that bracket the range of expected sample readings; always start with pH 7; add a third calibration point if needed (i.e. pH > 7)

If parameter fails to calibrate within SOP acceptance criteria then append sample results with a "J" qualifier

Water Quality Instrument Calibration Form

Project/Site: Plant Daniel | Project #: | Field Personnel: Rick Hagendorfer | RDH Environmental

Water Quality Meter - Model/Serial #: Aqua Troll 400- 1054720 | Turbidimeter - Model/Serial #: Hach 2100Q- 19100C080487

Dissolved Oxygen

DEP SOP FT 1500 | Acceptance Criteria: +/-0.3mg/L

	Date	Time	Temp (°C)	Saturation (mg/L)[1]	Reading (mg/L)	Reading (%)	Pass or Fail
(CAL) ICV CCV	3/19/2024	754	8.0	11.84	11.56	96.31	(P) F
CAL (ICV) CCV	3/19/2024	801	7.9	11.87	12.02	100.03	(P) F
CAL ICV (CCV)	3/19/2024	1233	18.4	9.39	9.65	101.78	(P) F
(CAL) ICV CCV	3/19/2024	1235	18.7	9.33	9.58	101.67	(P) F

Specific Conductance

DEP SOP FT 1200 | Acceptance Criteria: +/- 5%

	Date	Time	Standard (uS/cm)	Standard Lot #	Standard Exp. Date	Reading (uS/cm)	Pass or Fail
(CAL) ICV CCV	~~3/19/2024~~	~~748~~	~~1413~~	~~36C745~~	~~03/2024~~	~~1406.4 KK~~	(P) F
CAL (ICV) CCV	~~3/19/2024~~	~~751~~	~~1413~~	~~36C745~~	~~03/2024~~	~~1416 KK~~	(P) F
(CAL) ICV CCV	3/19/2024	809	1413	36J1475	10/2024	1389	(P) F
CAL (ICV) CCV	3/19/2024	819	1413	36J1475	10/2024	1413	(P) F
CAL ICV (CCV)	3/19/2024	1241	1413	36J1475	10/2024	1410	(P) F
CAL ICV CCV							P F

pH

DEP SOP FT 1100 | Acceptance Criteria: +/-0.2 SU

	Date	Time	Standard (SU)	Standard Lot #	Standard Exp. Date	Reading (SU)	Pass or Fail
(CAL) ICV CCV	3/19/2024	727	7.00	36E1252	05/2025	7.04	(P) F
(CAL) ICV CCV	3/19/2024	731	4.00	36E1074	05/2025	3.97	(P) F
CAL (ICV) CCV	3/19/2024	733	4.00	36E1074	05/2025	4.01	(P) F
CAL (ICV) CCV	3/19/2024	737	7.00	36E1252	05/2025	7.06	(P) F
CAL ICV (CCV)	3/19/2024		7.00	36E1252	05/2025	7.07	(P) F
CAL ICV (CCV)	3/19/2024	1255	4.00	36E1074	05/2025	4.08	(P) F

ORP

SOP N/A | Geosyntec Acceptance Criteria: +/- 5%

	Date	Time	Std. mV @ Temp °C	Standard Lot #	Standard Exp. Date	Reading (mV)	Pass or Fail
(CAL) ICV CCV	3/19/2024	741	228	24002258	06/2024	228.6	(P) F
CAL (ICV) CCV	3/19/2024	743	228	24002258	06/2024	228.5	(P) F
CAL ICV (CCV)	3/19/2024	1248	228	24002258	06/2024	227.1	(P) F
CAL ICV CCV							P F

Specific Conductance Probe Cleaned? (Yes) No | Disolved Oxygen membrane Changed? Yes (No)

0.1 - 10 NTU Std 10 NTU — Lot # A3199

Acceptance Criteria: +/- 10% — Exp. 10/2024

	Date	Reading (NTU)	Pass or Fail
(CAL) ICV CCV	3/19/2024	9.30	(P) F
CAL (ICV) CCV	3/19/2024	9.34	(P) F
CAL ICV (CCV)	3/19/2024	9.32	(P) F
CAL ICV CCV			P F

11 - 40 NTU Std ____NTU

Acceptance Criteria: +/- 8%

	Date	Reading (NTU)	Pass or Fail
CAL ICV CCV			P F
CAL ICV CCV			P F
CAL ICV CCV			P F
CAL ICV CCV			P F
CAL ICV CCV			P F
CAL ICV CCV			P F

41 - 100 NTU Std ____NTU

Acceptance Criteria: +/- 6.5%

	Date	Reading (NTU)	Pass or Fail
CAL ICV CCV			P F
CAL ICV CCV			P F
CAL ICV CCV			P F
CAL ICV CCV			P F
CAL ICV CCV			P F
CAL ICV CCV			P F

>100 NTU Std ____NTU

Acceptance Criteria: +/- 5%

	Date	Reading (NTU)	Pass or Fail
CAL ICV CCV			P F
CAL ICV CCV			P F
CAL ICV CCV			P F
CAL ICV CCV			P F

1. See Table FS 2200-2 on the back of this form

CAL - Initial Calibration

ICV - Initial Calibration Verification

CCV - Continuing Calibration Verification

Comments:

Allow adequate time for the dissolved oxygen sensor to equilibrate during air calibration

Calibrate specific conductance using at least two standards that bracket the range of expected sample readings (unless readings < 0.1 mS/cm then one standard of 0.1 mS/cm is acceptable)

Calibrate pH using at least two standards (typ. pH 4 and 7) that bracket the range of expected sample readings; always start with pH 7; add a third calibration point if needed (i.e. pH > 7)

If parameter fails to calibrate within SOP acceptance criteria then append sample results with a "J" qualifier

Water Quality Instrument Calibration Form

Project/Site: Plant Daniel | Project #: | Field Personnel: Rick Hagenbuch | RDH Environmental

Water Quality Meter - Model/Serial #: Aqua Troll 400/ Serial # 1055720 | Turbidimeter - Model/Serial # Hach 2100Q/Serial #

Dissolved Oxygen	DEP SOP FT 1500	Date	Time	Temp (°C)	Saturation (mg/L)[1]	Reading (mg/L)	Reading (%)	Pass or Fail
						Acceptance Criteria: +/-0.3mg/L		
CAL ICV (CCV)		3-19-24	1237	18.9	9.29	9.39	100.1	P F
CAL ICV CCV								P F
CAL ICV CCV								P F
CAL ICV CCV								P F

Specific Conductance	DEP SOP FT 1200	Date	Time	Standard (uS/cm)	Standard Lot #	Standard Exp. Date	Reading (uS/cm)	Pass or Fail
							Acceptance Criteria: +/- 5%	
CAL ICV CCV								P F
CAL ICV CCV								P F
CAL ICV CCV								P F
CAL ICV CCV								P F
CAL ICV CCV								P F
CAL ICV CCV								P F

pH	DEP SOP FT 1100	Date	Time	Standard (SU)	Standard Lot #	Standard Exp. Date	Reading (SU)	Pass or Fail
							Acceptance Criteria: +/-0.2 SU	
CAL ICV CCV								P F
CAL ICV CCV								P F
CAL ICV CCV								P F
CAL ICV CCV								P F
CAL ICV CCV								P F
CAL ICV CCV								P F

ORP	SOP N/A	Date	Time	Std. mV @ Temp °C	Standard Lot #	Standard Exp. Date	Reading (mV)	Pass or Fail
							Geosyntec Acceptance Criteria: +/- 5%	
CAL ICV CCV								P F
CAL ICV CCV								P F
CAL ICV CCV								P F
CAL ICV CCV								P F

Specific Conductance Probe Cleaned? Yes No | Disolved Oxygen membrane Changed? Yes No

Lot #

Exp.

0.1 - 10 NTU Std ____NTU	DATE/TIME	Reading (NTU)	Pass or Fail
		Acceptance Criteria: +/- 10%	
CAL ICV CCV			P F
CAL ICV CCV			P F
CAL ICV CCV			P F
CAL ICV CCV			P F

11 - 40 NTU Std ____NTU	DATE/TIME	Reading (NTU)	Pass or Fail
		Acceptance Criteria: +/- 8%	
CAL ICV CCV			P F
CAL ICV CCV			P F
CAL ICV CCV			P F
CAL ICV CCV			P F
CAL ICV CCV			P F
CAL ICV CCV			P F

41 - 100 NTU Std ____NTU	DATE/TIME	Reading (NTU)	Pass or Fail
		Acceptance Criteria: +/- 6.5%	
CAL ICV CCV			P F
CAL ICV CCV			P F
CAL ICV CCV			P F
CAL ICV CCV			P F
CAL ICV CCV			P F
CAL ICV CCV			P F

>100 NTU Std ____NTU	DATE/TIME	Reading (NTU)	Pass or Fail
		Acceptance Criteria: +/- 5%	
CAL ICV CCV			P F
CAL ICV CCV			P F
CAL ICV CCV			P F
CAL ICV CCV			P F

1. **See Table FS 2200-2 on the back of this form**

CAL - Initial Calibration

ICV - Initial Calibration Verification

CCV - Continuing Calibration Verification

Allow adequate time for the dissolved oxygen sensor to equilibrate during air calibration

Calibrate specific conductance using at least two standards that bracket the range of expected sample readings (unless readings < 0.1 mS/cm then one standard of 0.1 mS/cm is acceptable)

Calibrate pH using at least two standards (typ. pH 4 and 7) that bracket the range of expected sample readings; always start with pH 7; add a third calibration point if needed (i.e. pH > 7)

If parameter fails to calibrate within SOP acceptance criteria then append sample results with a "J" qualifier

Comments: Page 2 of 2 For 3-19-24

Water Quality Instrument Calibration Form

Project/Site: Plant Daniel | Project #: | Field Personnel: Rick Hagendorfer | RDH Environmental

Water Quality Meter - Model/Serial #: Aqua Troll 400- 1055720 | Turbidimeter - Model/Serial # Hach 2100Q- 19100C080487

Dissolved Oxygen

DEP SOP FT 1500

	Date	Time	Temp (°C)	Saturation (mg/L)[1]	Reading (mg/L)	Reading (%)	Pass or Fail
					Acceptance Criteria: +/-0.3mg/L		
(CAL) ICV CCV	3-20-24	0639	14.6	10.18	10.24	100.2	(P) F
CAL (ICV) CCV	3-20-24	0643	14.6	10.18	10.23	99.9	(P) F
CAL ICV (CCV)	3-20-24	1406	27.9	7.84	7.68	97.3	(P) F
CAL ICV CCV							P F

Specific Conductance

DEP SOP FT 1200

	Date	Time	Standard (uS/cm)	Standard Lot #	Standard Exp. Date	Reading (uS/cm)	Pass or Fail
						Acceptance Criteria: +/- 5%	
(CAL) ICV CCV	3-20-24	0634	1413	36J1475	10/2024	1393	(P) F
CAL (ICV) CCV	3-20-24	0637	1413	36J1475	10/2024	1412	(P) F
CAL ICV (CCV)	3-20-24	1409	1413	36J1475	10/2024	1423	(P) F
CAL ICV CCV							P F
CAL ICV CCV							P F
CAL ICV CCV							P F

pH

DEP SOP FT 1100

	Date	Time	Standard (SU)	Standard Lot #	Standard Exp. Date	Reading (SU)	Pass or Fail
						Acceptance Criteria: +/-0.2 SU	
(CAL) ICV CCV	3-20-24	0620	4.00	36E1074	5/2025	4.01	(P) F
(CAL) ICV CCV	3-20-24	0623	7.00	36E1252	5/2025	6.94	(P) F
CAL (ICV) CCV	3-20-24	0624	7.00	36E1252	5/2025	7.04	(P) F
CAL (ICV) CCV	3-20-24	0626	4.00	36E1074	5/2025	4.02	(P) F
CAL ICV (CCV)	3-20-24	1416	4.00	36E1074	5/2025	4.08	(P) F
CAL ICV (CCV)	3-20-24	1550	7.00	36E1252	5/2025	7.06	(P) F

ORP

SOP N/A

	Date	Time	Std. mV @ Temp °C	Standard Lot #	Standard Exp. Date	Reading (mV)	Pass or Fail
					Geosyntec Acceptance Criteria: +/- 5%		
(CAL) ICV CCV	3-20-24	0628	228@25°	24002258	6/2024	226	(P) F
CAL (ICV) CCV	3-20-24	0629	228@25°	24002258	6/2024	228	(P) F
CAL ICV (CCV)	3-20-24	1414	228@25°	24002258	6/2024	227	(P) F
CAL ICV CCV							P F

Specific Conductance Probe Cleaned? (Yes) No | Disolved Oxygen membrane Changed? Yes (No)

0.1 - 10 NTU Std 10 NTU

Lot # A3199 Exp. 10/2024

	Date	Reading (NTU)	Pass or Fail
		Acceptance Criteria: +/- 10%	
(CAL) ICV CCV	3-20-24	9.29	(P) F
CAL (ICV) CCV	3-20-24	9.55	(P) F
CAL ICV (CCV)	3-20-24	9.41	(P) F
CAL ICV CCV			P F

11 - 40 NTU Std ____NTU

	Date	Reading (NTU)	Pass or Fail
		Acceptance Criteria: +/- 8%	
CAL ICV CCV			P F
CAL ICV CCV			P F
CAL ICV CCV			P F
CAL ICV CCV			P F
CAL ICV CCV			P F
CAL ICV CCV			P F

41 - 100 NTU Std ____NTU

	Date	Reading (NTU)	Pass or Fail
		Acceptance Criteria: +/- 6.5%	
CAL ICV CCV			P F
CAL ICV CCV			P F
CAL ICV CCV			P F
CAL ICV CCV			P F
CAL ICV CCV			P F
CAL ICV CCV			P F

>100 NTU Std ____NTU

	Date	Reading (NTU)	Pass or Fail
		Acceptance Criteria: +/- 5%	
CAL ICV CCV			P F
CAL ICV CCV			P F
CAL ICV CCV			P F
CAL ICV CCV			P F

1. See Table FS 2200-2 on the back of this form

CAL - Initial Calibration

ICV - Initial Calibration Verification

CCV - Continuing Calibration Verification

Allow adequate time for the dissolved oxygen sensor to equilibrate during air calibration

Calibrate specific conductance using at least two standards that bracket the range of expected sample readings (unless readings < 0.1 mS/cm then one standard of 0.1 mS/cm is acceptable)

Calibrate pH using at least two standards (typ. pH 4 and 7) that bracket the range of expected sample readings; always start with pH 7; add a third calibration point if needed (i.e. pH > 7)

If parameter fails to calibrate within SOP acceptance criteria then append sample results with a "J" qualifier

Comments:

WELL CONDITION INSPECTION FORM

Southern Company

Site: Plant Daniel ~~GAS~~ GSA

Personnel: Rick Hagendorfer/Keith Krisman

Date: 3/18/24-3/21/24

Page 1 of 1

Well ID	Protective Casing	Well Casing	Label	Lock	Sample Equipment Type	General Turbidity	Well Yield	Comments/Observations *
MW 1	☒ OK ☐ Damaged	☒ OK ☐ Damaged	☒ OK ☐ Inadequate	☒ Yes ☐ No	QED	☒ Clear ☐ Turbid	☒ OK ☐ Inadequate	Handwritten label
MW 2	☒ OK ☐ Damaged	☒ OK ☐ Damaged	☒ OK ☐ Inadequate	☒ Yes ☐ No	QED	☐ Clear ☐ Turbid	☒ OK ☐ Inadequate	
MW 3	☒ OK ☐ Damaged	☒ OK ☐ Damaged	☒ OK ☐ Inadequate	☒ Yes ☐ No	QED	☒ Clear ☐ Turbid	☒ OK ☐ Inadequate	
MW 4	☒ OK ☐ Damaged	☒ OK ☐ Damaged	☒ OK ☐ Inadequate	☒ Yes ☐ No	QED	☒ Clear ☐ Turbid	☒ OK ☐ Inadequate	
MW 5	☒ OK ☐ Damaged	☒ OK ☐ Damaged	☒ OK ☐ Inadequate	☒ Yes ☐ No	QED	☒ Clear ☐ Turbid	☒ OK ☐ Inadequate	Missing Blue well cap Seal
MW 6	☒ OK ☐ Damaged	☒ OK ☐ Damaged	☒ OK ☐ Inadequate	☒ Yes ☐ No	QED	☒ Clear ☐ Turbid	☒ OK ☐ Inadequate	
MW 7	☒ OK ☐ Damaged	☒ OK ☐ Damaged	☒ OK ☐ Inadequate	☒ Yes ☐ No	QED	☒ Clear ☐ Turbid	☒ OK ☐ Inadequate	
MW 8	☒ OK ☐ Damaged	☒ OK ☐ Damaged	☒ OK ☐ Inadequate	☒ Yes ☐ No	QED	☒ Clear ☐ Turbid	☒ OK ☐ Inadequate	
MW 9	☒ OK ☐ Damaged	☒ OK ☐ Damaged	☒ OK ☐ Inadequate	☒ Yes ☐ No	QED	☒ Clear ☐ Turbid	☒ OK ☐ Inadequate	Broken lock Hinge / Missing Blue well cap Seal
MW 10	☒ OK ☐ Damaged	☒ OK ☐ Damaged	☒ OK ☐ Inadequate	☒ Yes ☐ No	QED	☒ Clear ☐ Turbid	☒ OK ☐ Inadequate	Missing Blue Well cap Seal

* Note ponding water, weep holes, or any other information pertaining to well condition. Provide additional details on listed items.

Return this form to Site Manager - FOR INTERNAL USE ONLY.

eurofins | Environment Testing

ANALYTICAL REPORT

PREPARED FOR

Attn: Robert (Trey) Singleton
Southern Company
3535 Colonnade Parkway
Bin S 530 EC
Birmingham, Alabama 35243

Generated 4/2/2024 8:34:34 AM

JOB DESCRIPTION

Plant Daniel GSA CCR

JOB NUMBER

180-171248-1

Eurofins Pittsburgh
301 Alpha Drive
RIDC Park
Pittsburgh PA 15238

See page two for job notes and contact information.

my EOL

Job Notes

This report may not be reproduced except in full, and with written approval from the laboratory. The results relate only to the samples tested. For questions please contact the Project Manager at the e-mail address or telephone number listed on this page.

PA Lab ID: 02-00416

The test results in this report relate only to the samples as received by the laboratory and will meet all requirements of the methodology, with any exceptions noted. This report shall not be reproduced except in full, without the express written approval of the laboratory. All questions should be directed to the Eurofins Pittsburgh Project Manager.

Authorization



Generated
4/2/2024 8:34:34 AM

Authorized for release by
Shali Brown, Project Manager II
Shali.Brown@et.eurofinsus.com
(615)301-5031

Table of Contents

Cover Page 1
Table of Contents 3
Case Narrative 4
Definitions/Glossary 5
Certification Summary 6
Sample Summary 7
Method Summary 8
Lab Chronicle 9
Client Sample Results 15
QC Sample Results 26
QC Association Summary 31
Chain of Custody 35
Receipt Checklists 43

Job Narrative
180-171248-1

Analytical test results meet all requirements of the associated regulatory program listed on the Accreditation/Certification Summary Page unless otherwise noted under the individual analysis. Data qualifiers are applied to indicate exceptions. Noncompliant quality control (QC) is further explained in narrative comments.

- Matrix QC may not be reported if insufficient sample or site-specific QC samples were not submitted. In these situations, to demonstrate precision and accuracy at a batch level, a LCS/LCSD may be performed, unless otherwise specified in the method.
- Surrogate and/or isotope dilution analyte recoveries (if applicable) which are outside of the QC window are confirmed unless attributed to a dilution or otherwise noted in the narrative.

Regulated compliance samples (e.g. SDWA, NPDES) must comply with the associated agency requirements/permits.

Receipt
The samples were received on 3/21/2024 9:30 AM. Unless otherwise noted below, the samples arrived in good condition, and, where required, properly preserved and on ice. The temperatures of the 6 coolers at receipt time were 1.0°C, 2.5°C, 2.5°C, 2.5°C, 3.6°C and 4.0°C.

HPLC/IC
No additional analytical or quality issues were noted, other than those described above or in the Definitions/ Glossary page.

Metals
Method 6020B - Total Recoverable: The linear range check (LRC) standard recovery associated with preparation batch 180-463701 and analytical batch 180-463957 is outside the acceptance criteria for the following analytes: Boron. The concentration of these analytes are below those found in the calibration standard. The sample results have been reported.

Method 6020B - Total Recoverable: The post digestion spike % recovery for Arsenic, Barium, Boron, Cadmium, Chromium, Cobalt, Lead, Molybdenum, Selenium and Thallium associated with batch 180-463957 was outside of control limits. The associated sample is: (180-171248-E-1-A PDS).

Method 7470A: The matrix spike / matrix spike duplicate (MS/MSD) recoveries for preparation batch 180-463246 and analytical batch 180-463497 were outside the control limits for mercury; see QC Sample Results for detail. Sample matrix interference is suspected because the associated laboratory control sample (LCS) recovery is within acceptance limits.

No additional analytical or quality issues were noted, other than those described above or in the Definitions/ Glossary page.

General Chemistry
Method 2540C_Calcd: The sample duplicate precision for the following sample associated with analytical batch 180-463335 was outside control limits: MW-2 (180-171248-2). The associated Laboratory Control Sample (LCS) precision met acceptance criteria.
Total Dissolved Solids

No additional analytical or quality issues were noted, other than those described above or in the Definitions/ Glossary page.

Field Service / Mobile Lab
No additional analytical or quality issues were noted, other than those described above or in the Definitions/ Glossary page.

Definitions/Glossary

Client: Southern Company
Project/Site: Plant Daniel GSA CCR

Job ID: 180-171248-1

Qualifiers

HPLC/IC

Qualifier	Qualifier Description
B	Compound was found in the blank and sample.
J	Result is less than the RL but greater than or equal to the MDL and the concentration is an approximate value.

Metals

Qualifier	Qualifier Description
^5-	Linear Range Check (LRC) is outside acceptance limits, low biased.
F1	MS and/or MSD recovery exceeds control limits.
J	Result is less than the RL but greater than or equal to the MDL and the concentration is an approximate value.

General Chemistry

Qualifier	Qualifier Description
F5	Duplicate RPD exceeds limit, and one or both sample results are less than 5 times RL, and the absolute difference between results is < the upper reporting limits for both.

Glossary

Abbreviation	These commonly used abbreviations may or may not be present in this report.
¤	Listed under the "D" column to designate that the result is reported on a dry weight basis
%R	Percent Recovery
CFL	Contains Free Liquid
CFU	Colony Forming Unit
CNF	Contains No Free Liquid
DER	Duplicate Error Ratio (normalized absolute difference)
Dil Fac	Dilution Factor
DL	Detection Limit (DoD/DOE)
DL, RA, RE, IN	Indicates a Dilution, Re-analysis, Re-extraction, or additional Initial metals/anion analysis of the sample
DLC	Decision Level Concentration (Radiochemistry)
EDL	Estimated Detection Limit (Dioxin)
LOD	Limit of Detection (DoD/DOE)
LOQ	Limit of Quantitation (DoD/DOE)
MCL	EPA recommended "Maximum Contaminant Level"
MDA	Minimum Detectable Activity (Radiochemistry)
MDC	Minimum Detectable Concentration (Radiochemistry)
MDL	Method Detection Limit
ML	Minimum Level (Dioxin)
MPN	Most Probable Number
MQL	Method Quantitation Limit
NC	Not Calculated
ND	Not Detected at the reporting limit (or MDL or EDL if shown)
NEG	Negative / Absent
POS	Positive / Present
PQL	Practical Quantitation Limit
PRES	Presumptive
QC	Quality Control
RER	Relative Error Ratio (Radiochemistry)
RL	Reporting Limit or Requested Limit (Radiochemistry)
RPD	Relative Percent Difference, a measure of the relative difference between two points
TEF	Toxicity Equivalent Factor (Dioxin)
TEQ	Toxicity Equivalent Quotient (Dioxin)
TNTC	Too Numerous To Count

Accreditation/Certification Summary

Client: Southern Company
Project/Site: Plant Daniel GSA CCR

Job ID: 180-171248-1

Laboratory: Eurofins Pittsburgh

All accreditations/certifications held by this laboratory are listed. Not all accreditations/certifications are applicable to this report.

Authority	Program	Identification Number	Expiration Date
Arkansas DEQ	State	19-033-0	06-27-24
California	State	2891	04-30-24
Connecticut	State	PH-0688	09-30-24
Florida	NELAP	E871008	06-30-24
Georgia	State	PA 02-00416	03-31-24
Illinois	NELAP	004375	06-30-24
Kansas	NELAP	E-10350	01-31-25
Kentucky (UST)	State	162013	04-30-23 *
Kentucky (WW)	State	KY98043	12-31-23 *
Louisiana	NELAP	04041	06-30-22 *
Louisiana (All)	NELAP	04041	06-30-24
Maine	State	PA00164	03-06-26
Minnesota	NELAP	042-999-482	12-31-24
New Hampshire	NELAP	2030	04-04-24
New Jersey	NELAP	PA005	06-30-24
New York	NELAP	11182	04-01-24
North Carolina (WW/SW)	State	434	12-31-24
North Dakota	State	R-227	04-30-24
Oregon	NELAP	PA-2151	02-06-25
Pennsylvania	NELAP	02-00416	03-31-24
Rhode Island	State	LAO00362	12-31-22 *
South Carolina	State	89014	04-30-25
Texas	NELAP	T104704528	03-31-24
US Fish & Wildlife	US Federal Programs	058448	03-31-24
USDA	US Federal Programs	P330-16-00211	04-11-26
Utah	NELAP	PA001462019-8	05-31-24
Virginia	NELAP	10043	07-14-24
West Virginia DEP	State	142	01-31-25
Wisconsin	State	998027800	08-31-24

* Accreditation/Certification renewal pending - accreditation/certification considered valid.

Sample Summary

Client: Southern Company
Project/Site: Plant Daniel GSA CCR

Job ID: 180-171248-1

Lab Sample ID	Client Sample ID	Matrix	Collected	Received
180-171248-1	MW-1	Water	03/19/24 14:45	03/21/24 09:30
180-171248-2	MW-2	Water	03/19/24 18:32	03/21/24 09:30
180-171248-3	MW-3	Water	03/18/24 15:37	03/21/24 09:30
180-171248-4	MW-4	Water	03/19/24 09:47	03/21/24 09:30
180-171248-5	MW-5	Water	03/19/24 11:09	03/21/24 09:30
180-171248-6	MW-6	Water	03/18/24 17:14	03/21/24 09:30
180-171248-7	MW-7	Water	03/18/24 13:58	03/21/24 09:30
180-171248-8	MW-8	Water	03/20/24 09:30	03/21/24 09:30
180-171248-9	MW-9	Water	03/20/24 11:09	03/21/24 09:30
180-171248-10	MW-10	Water	03/19/24 16:13	03/21/24 09:30
180-171248-11	DUP-01	Water	03/18/24 14:37	03/21/24 09:30
180-171248-12	DUP-04	Water	03/19/24 15:13	03/21/24 09:30
180-171248-13	DUP-05	Water	03/20/24 08:30	03/21/24 09:30
180-171248-14	FB-01	Water	03/20/24 07:50	03/21/24 09:30
180-171248-15	EB-01	Water	03/20/24 07:57	03/21/24 09:30

Method Summary

Client: Southern Company
Project/Site: Plant Daniel GSA CCR

Job ID: 180-171248-1

Method	Method Description	Protocol	Laboratory
EPA 9056A	Anions, Ion Chromatography	SW846	EET PIT
EPA 6020B	Metals (ICP/MS)	SW846	EET PIT
EPA 7470A	Mercury (CVAA)	SW846	EET PIT
SM 2540C	Solids, Total Dissolved (TDS)	SM	EET PIT
Field Sampling	Field Sampling	EPA	EET PIT
3005A	Preparation, Total Recoverable or Dissolved Metals	SW846	EET PIT
7470A	Preparation, Mercury	SW846	EET PIT

Protocol References:

EPA = US Environmental Protection Agency

SM = "Standard Methods For The Examination Of Water And Wastewater"

SW846 = "Test Methods For Evaluating Solid Waste, Physical/Chemical Methods", Third Edition, November 1986 And Its Updates.

Laboratory References:

EET PIT = Eurofins Pittsburgh, 301 Alpha Drive, RIDC Park, Pittsburgh, PA 15238, TEL (412)963-7058

Lab Chronicle

Client: Southern Company
Project/Site: Plant Daniel GSA CCR

Job ID: 180-171248-1

Client Sample ID: MW-1
Date Collected: 03/19/24 14:45
Date Received: 03/21/24 09:30

Lab Sample ID: 180-171248-1
Matrix: Water

Prep Type	Batch Type	Batch Method	Run	Dil Factor	Initial Amount	Final Amount	Batch Number	Prepared or Analyzed	Analyst	Lab
Total/NA	Analysis	EPA 9056A		1	1 mL	1 mL	463339	03/23/24 15:21	M1D	EET PIT
	Instrument ID: INTEGRION									
Total Recoverable	Prep	3005A			25 mL	25 mL	463701	03/28/24 08:13	SJM	EET PIT
Total Recoverable	Analysis	EPA 6020B		1			463957	03/28/24 18:06	MRG	EET PIT
	Instrument ID: DORY									
Total/NA	Prep	7470A			25 mL	25 mL	463246	03/22/24 07:57	RJR	EET PIT
Total/NA	Analysis	EPA 7470A		1			463497	03/25/24 14:49	RJR	EET PIT
	Instrument ID: HGY									
Total/NA	Analysis	SM 2540C		1	100 mL	100 mL	463335	03/22/24 19:15	LWM	EET PIT
	Instrument ID: NOEQUIP									
Total/NA	Analysis	Field Sampling		1			463881	03/19/24 15:45	FDS	EET PIT
	Instrument ID: NOEQUIP									

Client Sample ID: MW-2
Date Collected: 03/19/24 18:32
Date Received: 03/21/24 09:30

Lab Sample ID: 180-171248-2
Matrix: Water

Prep Type	Batch Type	Batch Method	Run	Dil Factor	Initial Amount	Final Amount	Batch Number	Prepared or Analyzed	Analyst	Lab
Total/NA	Analysis	EPA 9056A		1	1 mL	1 mL	463339	03/23/24 13:11	M1D	EET PIT
	Instrument ID: INTEGRION									
Total Recoverable	Prep	3005A			25 mL	25 mL	463701	03/28/24 08:13	SJM	EET PIT
Total Recoverable	Analysis	EPA 6020B		1			463957	03/28/24 18:20	MRG	EET PIT
	Instrument ID: DORY									
Total/NA	Prep	7470A			25 mL	25 mL	463246	03/22/24 07:57	RJR	EET PIT
Total/NA	Analysis	EPA 7470A		1			463497	03/25/24 14:53	RJR	EET PIT
	Instrument ID: HGY									
Total/NA	Analysis	SM 2540C		1	100 mL	100 mL	463335	03/22/24 19:15	LWM	EET PIT
	Instrument ID: NOEQUIP									
Total/NA	Analysis	Field Sampling		1			463881	03/19/24 19:32	FDS	EET PIT
	Instrument ID: NOEQUIP									

Client Sample ID: MW-3
Date Collected: 03/18/24 15:37
Date Received: 03/21/24 09:30

Lab Sample ID: 180-171248-3
Matrix: Water

Prep Type	Batch Type	Batch Method	Run	Dil Factor	Initial Amount	Final Amount	Batch Number	Prepared or Analyzed	Analyst	Lab
Total/NA	Analysis	EPA 9056A		1	1 mL	1 mL	463339	03/23/24 14:07	M1D	EET PIT
	Instrument ID: INTEGRION									
Total Recoverable	Prep	3005A			25 mL	25 mL	463701	03/28/24 08:13	SJM	EET PIT
Total Recoverable	Analysis	EPA 6020B		1			463957	03/28/24 18:23	MRG	EET PIT
	Instrument ID: DORY									
Total/NA	Prep	7470A			25 mL	25 mL	463246	03/22/24 07:57	RJR	EET PIT
Total/NA	Analysis	EPA 7470A		1			463497	03/25/24 14:54	RJR	EET PIT
	Instrument ID: HGY									

Lab Chronicle

Client: Southern Company
Project/Site: Plant Daniel GSA CCR

Job ID: 180-171248-1

Client Sample ID: MW-3

Date Collected: 03/18/24 15:37
Date Received: 03/21/24 09:30

Lab Sample ID: 180-171248-3

Matrix: Water

Prep Type	Batch Type	Batch Method	Run	Dil Factor	Initial Amount	Final Amount	Batch Number	Prepared or Analyzed	Analyst	Lab
Total/NA	Analysis	SM 2540C		1	100 mL	100 mL	463334	03/22/24 19:03	LWM	EET PIT
Total/NA	Analysis	Field Sampling		1			463881	03/18/24 16:37	FDS	EET PIT
	Instrument ID:	NOEQUIP								

Client Sample ID: MW-4

Date Collected: 03/19/24 09:47
Date Received: 03/21/24 09:30

Lab Sample ID: 180-171248-4

Matrix: Water

Prep Type	Batch Type	Batch Method	Run	Dil Factor	Initial Amount	Final Amount	Batch Number	Prepared or Analyzed	Analyst	Lab
Total/NA	Analysis	EPA 9056A		1	1 mL	1 mL	463339	03/23/24 14:25	M1D	EET PIT
	Instrument ID:	INTEGRION								
Total Recoverable	Prep	3005A			25 mL	25 mL	463701	03/28/24 08:13	SJM	EET PIT
Total Recoverable	Analysis	EPA 6020B		1			463957	03/28/24 18:32	MRG	EET PIT
	Instrument ID:	DORY								
Total/NA	Prep	7470A			25 mL	25 mL	463246	03/22/24 07:57	RJR	EET PIT
Total/NA	Analysis	EPA 7470A		1			463497	03/25/24 14:55	RJR	EET PIT
	Instrument ID:	HGY								
Total/NA	Analysis	SM 2540C		1	100 mL	100 mL	463510	03/25/24 19:08	LWM	EET PIT
	Instrument ID:	NOEQUIP								
Total/NA	Analysis	Field Sampling		1			463881	03/19/24 10:47	FDS	EET PIT
	Instrument ID:	NOEQUIP								

Client Sample ID: MW-5

Date Collected: 03/19/24 11:09
Date Received: 03/21/24 09:30

Lab Sample ID: 180-171248-5

Matrix: Water

Prep Type	Batch Type	Batch Method	Run	Dil Factor	Initial Amount	Final Amount	Batch Number	Prepared or Analyzed	Analyst	Lab
Total/NA	Analysis	EPA 9056A		1	1 mL	1 mL	463339	03/23/24 14:44	M1D	EET PIT
	Instrument ID:	INTEGRION								
Total Recoverable	Prep	3005A			25 mL	25 mL	463701	03/28/24 08:13	SJM	EET PIT
Total Recoverable	Analysis	EPA 6020B		1			463957	03/28/24 18:34	MRG	EET PIT
	Instrument ID:	DORY								
Total/NA	Prep	7470A			25 mL	25 mL	463246	03/22/24 07:57	RJR	EET PIT
Total/NA	Analysis	EPA 7470A		1			463497	03/25/24 14:56	RJR	EET PIT
	Instrument ID:	HGY								
Total/NA	Analysis	SM 2540C		1	100 mL	100 mL	463508	03/25/24 18:51	LWM	EET PIT
	Instrument ID:	NOEQUIP								
Total/NA	Analysis	Field Sampling		1			463881	03/19/24 12:09	FDS	EET PIT
	Instrument ID:	NOEQUIP								

Lab Chronicle

Client: Southern Company
Project/Site: Plant Daniel GSA CCR

Job ID: 180-171248-1

Client Sample ID: MW-6

Lab Sample ID: 180-171248-6

Date Collected: 03/18/24 17:14

Matrix: Water

Date Received: 03/21/24 09:30

Prep Type	Batch Type	Batch Method	Run	Dil Factor	Initial Amount	Final Amount	Batch Number	Prepared or Analyzed	Analyst	Lab
Total/NA	Analysis	EPA 9056A		1	1 mL	1 mL	463339	03/23/24 15:02	M1D	EET PIT
	Instrument ID: INTEGRION									
Total Recoverable	Prep	3005A			25 mL	25 mL	463701	03/28/24 08:13	SJM	EET PIT
Total Recoverable	Analysis	EPA 6020B		1			463957	03/28/24 18:37	MRG	EET PIT
	Instrument ID: DORY									
Total/NA	Prep	7470A			25 mL	25 mL	463246	03/22/24 07:57	RJR	EET PIT
Total/NA	Analysis	EPA 7470A		1			463497	03/25/24 15:00	RJR	EET PIT
	Instrument ID: HGY									
Total/NA	Analysis	SM 2540C		1	100 mL	100 mL	463334	03/22/24 19:03	LWM	EET PIT
	Instrument ID: NOEQUIP									
Total/NA	Analysis	Field Sampling		1			463881	03/18/24 18:14	FDS	EET PIT
	Instrument ID: NOEQUIP									

Client Sample ID: MW-7

Lab Sample ID: 180-171248-7

Date Collected: 03/18/24 13:58

Matrix: Water

Date Received: 03/21/24 09:30

Prep Type	Batch Type	Batch Method	Run	Dil Factor	Initial Amount	Final Amount	Batch Number	Prepared or Analyzed	Analyst	Lab
Total/NA	Analysis	EPA 9056A		1	1 mL	1 mL	463339	03/23/24 16:16	M1D	EET PIT
	Instrument ID: INTEGRION									
Total Recoverable	Prep	3005A			25 mL	25 mL	463701	03/28/24 08:13	SJM	EET PIT
Total Recoverable	Analysis	EPA 6020B		1			463957	03/28/24 18:40	MRG	EET PIT
	Instrument ID: DORY									
Total/NA	Prep	7470A			25 mL	25 mL	463246	03/22/24 07:57	RJR	EET PIT
Total/NA	Analysis	EPA 7470A		1			463497	03/25/24 15:01	RJR	EET PIT
	Instrument ID: HGY									
Total/NA	Analysis	SM 2540C		1	100 mL	100 mL	463334	03/22/24 19:03	LWM	EET PIT
	Instrument ID: NOEQUIP									
Total/NA	Analysis	Field Sampling		1			463881	03/18/24 14:58	FDS	EET PIT
	Instrument ID: NOEQUIP									

Client Sample ID: MW-8

Lab Sample ID: 180-171248-8

Date Collected: 03/20/24 09:30

Matrix: Water

Date Received: 03/21/24 09:30

Prep Type	Batch Type	Batch Method	Run	Dil Factor	Initial Amount	Final Amount	Batch Number	Prepared or Analyzed	Analyst	Lab
Total/NA	Analysis	EPA 9056A		1	1 mL	1 mL	463435	03/25/24 21:06	M1D	EET PIT
	Instrument ID: CHICS2100B									
Total Recoverable	Prep	3005A			25 mL	25 mL	463701	03/28/24 08:13	SJM	EET PIT
Total Recoverable	Analysis	EPA 6020B		1			463957	03/28/24 18:43	MRG	EET PIT
	Instrument ID: DORY									
Total/NA	Prep	7470A			25 mL	25 mL	463246	03/22/24 07:57	RJR	EET PIT
Total/NA	Analysis	EPA 7470A		1			463497	03/25/24 15:02	RJR	EET PIT
	Instrument ID: HGY									

Lab Chronicle

Client: Southern Company
Project/Site: Plant Daniel GSA CCR

Job ID: 180-171248-1

Client Sample ID: MW-8

Date Collected: 03/20/24 09:30
Date Received: 03/21/24 09:30

Lab Sample ID: 180-171248-8

Matrix: Water

Prep Type	Batch Type	Batch Method	Run	Dil Factor	Initial Amount	Final Amount	Batch Number	Prepared or Analyzed	Analyst	Lab
Total/NA	Analysis	SM 2540C		1	100 mL	100 mL	463510	03/25/24 19:08	LWM	EET PIT
Total/NA	Analysis	Field Sampling		1			463881	03/20/24 10:30	FDS	EET PIT
	Instrument ID:	NOEQUIP								

Client Sample ID: MW-9

Date Collected: 03/20/24 11:09
Date Received: 03/21/24 09:30

Lab Sample ID: 180-171248-9

Matrix: Water

Prep Type	Batch Type	Batch Method	Run	Dil Factor	Initial Amount	Final Amount	Batch Number	Prepared or Analyzed	Analyst	Lab
Total/NA	Analysis	EPA 9056A		1	1 mL	1 mL	463435	03/25/24 18:08	M1D	EET PIT
	Instrument ID:	CHICS2100B								
Total Recoverable	Prep	3005A			25 mL	25 mL	463701	03/28/24 08:13	SJM	EET PIT
Total Recoverable	Analysis	EPA 6020B		1			463957	03/28/24 18:46	MRG	EET PIT
	Instrument ID:	DORY								
Total/NA	Prep	7470A			25 mL	25 mL	463246	03/22/24 07:57	RJR	EET PIT
Total/NA	Analysis	EPA 7470A		1			463497	03/25/24 15:03	RJR	EET PIT
	Instrument ID:	HGY								
Total/NA	Analysis	SM 2540C		1	100 mL	100 mL	463510	03/25/24 19:08	LWM	EET PIT
	Instrument ID:	NOEQUIP								
Total/NA	Analysis	Field Sampling		1			463881	03/20/24 12:09	FDS	EET PIT
	Instrument ID:	NOEQUIP								

Client Sample ID: MW-10

Date Collected: 03/19/24 16:13
Date Received: 03/21/24 09:30

Lab Sample ID: 180-171248-10

Matrix: Water

Prep Type	Batch Type	Batch Method	Run	Dil Factor	Initial Amount	Final Amount	Batch Number	Prepared or Analyzed	Analyst	Lab
Total/NA	Analysis	EPA 9056A		1	1 mL	1 mL	463339	03/23/24 16:35	M1D	EET PIT
	Instrument ID:	INTEGRION								
Total Recoverable	Prep	3005A			25 mL	25 mL	463701	03/28/24 08:13	SJM	EET PIT
Total Recoverable	Analysis	EPA 6020B		1			463957	03/28/24 18:48	MRG	EET PIT
	Instrument ID:	DORY								
Total/NA	Prep	7470A			25 mL	25 mL	463246	03/22/24 07:57	RJR	EET PIT
Total/NA	Analysis	EPA 7470A		1			463497	03/25/24 15:04	RJR	EET PIT
	Instrument ID:	HGY								
Total/NA	Analysis	SM 2540C		1	100 mL	100 mL	463508	03/25/24 18:51	LWM	EET PIT
	Instrument ID:	NOEQUIP								
Total/NA	Analysis	Field Sampling		1			463881	03/19/24 17:13	FDS	EET PIT
	Instrument ID:	NOEQUIP								

Lab Chronicle

Client: Southern Company
Project/Site: Plant Daniel GSA CCR

Job ID: 180-171248-1

Client Sample ID: DUP-01

Lab Sample ID: 180-171248-11

Date Collected: 03/18/24 14:37

Matrix: Water

Date Received: 03/21/24 09:30

Prep Type	Batch Type	Batch Method	Run	Dil Factor	Initial Amount	Final Amount	Batch Number	Prepared or Analyzed	Analyst	Lab
Total/NA	Analysis	EPA 9056A		1	1 mL	1 mL	463339	03/23/24 16:53	M1D	EET PIT
	Instrument ID: INTEGRION									
Total Recoverable	Prep	3005A			25 mL	25 mL	463701	03/28/24 08:13	SJM	EET PIT
Total Recoverable	Analysis	EPA 6020B		1			463957	03/28/24 18:51	MRG	EET PIT
	Instrument ID: DORY									
Total/NA	Prep	7470A			25 mL	25 mL	463246	03/22/24 07:57	RJR	EET PIT
Total/NA	Analysis	EPA 7470A		1			463497	03/25/24 15:05	RJR	EET PIT
	Instrument ID: HGY									
Total/NA	Analysis	SM 2540C		1	100 mL	100 mL	463334	03/22/24 19:03	LWM	EET PIT
	Instrument ID: NOEQUIP									

Client Sample ID: DUP-04

Lab Sample ID: 180-171248-12

Date Collected: 03/19/24 15:13

Matrix: Water

Date Received: 03/21/24 09:30

Prep Type	Batch Type	Batch Method	Run	Dil Factor	Initial Amount	Final Amount	Batch Number	Prepared or Analyzed	Analyst	Lab
Total/NA	Analysis	EPA 9056A		1	1 mL	1 mL	463339	03/23/24 17:49	M1D	EET PIT
	Instrument ID: INTEGRION									
Total Recoverable	Prep	3005A			25 mL	25 mL	463701	03/28/24 08:13	SJM	EET PIT
Total Recoverable	Analysis	EPA 6020B		1			463957	03/28/24 18:54	MRG	EET PIT
	Instrument ID: DORY									
Total/NA	Prep	7470A			25 mL	25 mL	463246	03/22/24 07:57	RJR	EET PIT
Total/NA	Analysis	EPA 7470A		1			463497	03/25/24 15:07	RJR	EET PIT
	Instrument ID: HGY									
Total/NA	Analysis	SM 2540C		1	100 mL	100 mL	463508	03/25/24 18:51	LWM	EET PIT
	Instrument ID: NOEQUIP									

Client Sample ID: DUP-05

Lab Sample ID: 180-171248-13

Date Collected: 03/20/24 08:30

Matrix: Water

Date Received: 03/21/24 09:30

Prep Type	Batch Type	Batch Method	Run	Dil Factor	Initial Amount	Final Amount	Batch Number	Prepared or Analyzed	Analyst	Lab
Total/NA	Analysis	EPA 9056A		1	1 mL	1 mL	463435	03/25/24 20:51	M1D	EET PIT
	Instrument ID: CHICS2100B									
Total Recoverable	Prep	3005A			25 mL	25 mL	463701	03/28/24 08:13	SJM	EET PIT
Total Recoverable	Analysis	EPA 6020B		1			463957	03/28/24 18:57	MRG	EET PIT
	Instrument ID: DORY									
Total/NA	Prep	7470A			25 mL	25 mL	463246	03/22/24 07:57	RJR	EET PIT
Total/NA	Analysis	EPA 7470A		1			463497	03/25/24 15:08	RJR	EET PIT
	Instrument ID: HGY									
Total/NA	Analysis	SM 2540C		1	100 mL	100 mL	463510	03/25/24 19:08	LWM	EET PIT
	Instrument ID: NOEQUIP									

Lab Chronicle

Client: Southern Company
Project/Site: Plant Daniel GSA CCR

Job ID: 180-171248-1

Client Sample ID: FB-01

Date Collected: 03/20/24 07:50
Date Received: 03/21/24 09:30

Lab Sample ID: 180-171248-14

Matrix: Water

Prep Type	Batch Type	Batch Method	Run	Dil Factor	Initial Amount	Final Amount	Batch Number	Prepared or Analyzed	Analyst	Lab
Total/NA	Analysis	EPA 9056A		1	1 mL	1 mL	463435	03/25/24 18:23	M1D	EET PIT
	Instrument ID: CHICS2100B									
Total Recoverable	Prep	3005A			25 mL	25 mL	463701	03/28/24 08:13	SJM	EET PIT
Total Recoverable	Analysis	EPA 6020B		1			463957	03/28/24 19:05	MRG	EET PIT
	Instrument ID: DORY									
Total/NA	Prep	7470A			25 mL	25 mL	463246	03/22/24 07:57	RJR	EET PIT
Total/NA	Analysis	EPA 7470A		1			463497	03/25/24 15:09	RJR	EET PIT
	Instrument ID: HGY									
Total/NA	Analysis	SM 2540C		1	100 mL	100 mL	463510	03/25/24 19:08	LWM	EET PIT
	Instrument ID: NOEQUIP									

Client Sample ID: EB-01

Date Collected: 03/20/24 07:57
Date Received: 03/21/24 09:30

Lab Sample ID: 180-171248-15

Matrix: Water

Prep Type	Batch Type	Batch Method	Run	Dil Factor	Initial Amount	Final Amount	Batch Number	Prepared or Analyzed	Analyst	Lab
Total/NA	Analysis	EPA 9056A		1	1 mL	1 mL	463435	03/25/24 18:38	M1D	EET PIT
	Instrument ID: CHICS2100B									
Total Recoverable	Prep	3005A			25 mL	25 mL	463701	03/28/24 08:13	SJM	EET PIT
Total Recoverable	Analysis	EPA 6020B		1			463957	03/28/24 19:08	MRG	EET PIT
	Instrument ID: DORY									
Total/NA	Prep	7470A			25 mL	25 mL	463246	03/22/24 07:57	RJR	EET PIT
Total/NA	Analysis	EPA 7470A		1			463497	03/25/24 15:10	RJR	EET PIT
	Instrument ID: HGY									
Total/NA	Analysis	SM 2540C		1	100 mL	100 mL	463510	03/25/24 19:08	LWM	EET PIT
	Instrument ID: NOEQUIP									

Laboratory References:

EET PIT = Eurofins Pittsburgh, 301 Alpha Drive, RIDC Park, Pittsburgh, PA 15238, TEL (412)963-7058

Analyst References:

Lab: EET PIT

Batch Type: Prep

RJR = Ron Rosenbaum
SJM = Shannon Mueller

Batch Type: Analysis

FDS = Sampler Field
LWM = Leslie McIntire
M1D = Maureen Donlin
MRG = Mismel Garcia
RJR = Ron Rosenbaum

Client Sample ID: MW-1

Date Collected: 03/19/24 14:45
Date Received: 03/21/24 09:30

Lab Sample ID: 180-171248-1

Matrix: Water

Method: SW846 EPA 9056A - Anions, Ion Chromatography

Analyte	Result	Qualifier	RL	MDL	Unit	D	Prepared	Analyzed	Dil Fac
Chloride	**3.92**		1.00	0.713	mg/L			03/23/24 15:21	1
Fluoride	<0.0260		0.100	0.0260	mg/L			03/23/24 15:21	1
Sulfate	**9.25**		1.00	0.756	mg/L			03/23/24 15:21	1

Method: SW846 EPA 6020B - Metals (ICP/MS) - Total Recoverable

Analyte	Result	Qualifier	RL	MDL	Unit	D	Prepared	Analyzed	Dil Fac
Antimony	<0.000967		0.00200	0.000967	mg/L		03/28/24 08:13	03/28/24 18:06	1
Arsenic	<0.000282		0.00100	0.000282	mg/L		03/28/24 08:13	03/28/24 18:06	1
Barium	**0.0848**		0.0100	0.00314	mg/L		03/28/24 08:13	03/28/24 18:06	1
Beryllium	<0.000274		0.00100	0.000274	mg/L		03/28/24 08:13	03/28/24 18:06	1
Boron	<0.0601	^5-	0.0800	0.0601	mg/L		03/28/24 08:13	03/28/24 18:06	1
Cadmium	<0.000217		0.00100	0.000217	mg/L		03/28/24 08:13	03/28/24 18:06	1
Calcium	**2.56**		0.500	0.127	mg/L		03/28/24 08:13	03/28/24 18:06	1
Chromium	<0.00153		0.00200	0.00153	mg/L		03/28/24 08:13	03/28/24 18:06	1
Cobalt	**0.000900**		0.000500	0.000261	mg/L		03/28/24 08:13	03/28/24 18:06	1
Lead	<0.000376		0.00100	0.000376	mg/L		03/28/24 08:13	03/28/24 18:06	1
Lithium	<0.00129		0.00500	0.00129	mg/L		03/28/24 08:13	03/28/24 18:06	1
Molybdenum	<0.000610		0.00500	0.000610	mg/L		03/28/24 08:13	03/28/24 18:06	1
Selenium	<0.000739		0.00500	0.000739	mg/L		03/28/24 08:13	03/28/24 18:06	1
Thallium	**0.000541**	**J**	0.00100	0.000472	mg/L		03/28/24 08:13	03/28/24 18:06	1

Method: SW846 EPA 7470A - Mercury (CVAA)

Analyte	Result	Qualifier	RL	MDL	Unit	D	Prepared	Analyzed	Dil Fac
Mercury	<0.000130	F1	0.000200	0.000130	mg/L		03/22/24 07:57	03/25/24 14:49	1

General Chemistry

Analyte	Result	Qualifier	RL	MDL	Unit	D	Prepared	Analyzed	Dil Fac
Total Dissolved Solids (SM 2540C)	**18.0**		10.0	10.0	mg/L			03/22/24 19:15	1

Method: EPA Field Sampling - Field Sampling

Analyte	Result	Qualifier	RL	MDL	Unit	D	Prepared	Analyzed	Dil Fac
Field pH	**4.94**				SU			03/19/24 15:45	1

Client Sample ID: MW-2

Date Collected: 03/19/24 18:32
Date Received: 03/21/24 09:30

Lab Sample ID: 180-171248-2

Matrix: Water

Method: SW846 EPA 9056A - Anions, Ion Chromatography

Analyte	Result	Qualifier	RL	MDL	Unit	D	Prepared	Analyzed	Dil Fac
Chloride	**10.9**		1.00	0.713	mg/L			03/23/24 13:11	1
Fluoride	**0.0267**	**J**	0.100	0.0260	mg/L			03/23/24 13:11	1
Sulfate	**0.888**	**J**	1.00	0.756	mg/L			03/23/24 13:11	1

Method: SW846 EPA 6020B - Metals (ICP/MS) - Total Recoverable

Analyte	Result	Qualifier	RL	MDL	Unit	D	Prepared	Analyzed	Dil Fac
Antimony	<0.000967		0.00200	0.000967	mg/L		03/28/24 08:13	03/28/24 18:20	1
Arsenic	**0.000575**	**J**	0.00100	0.000282	mg/L		03/28/24 08:13	03/28/24 18:20	1
Barium	**0.0669**		0.0100	0.00314	mg/L		03/28/24 08:13	03/28/24 18:20	1
Beryllium	**0.000529**	**J**	0.00100	0.000274	mg/L		03/28/24 08:13	03/28/24 18:20	1
Boron	<0.0601	^5-	0.0800	0.0601	mg/L		03/28/24 08:13	03/28/24 18:20	1
Cadmium	**0.000380**	**J**	0.00100	0.000217	mg/L		03/28/24 08:13	03/28/24 18:20	1

Client Sample ID: MW-2

Date Collected: 03/19/24 18:32
Date Received: 03/21/24 09:30

Lab Sample ID: 180-171248-2

Matrix: Water

Method: SW846 EPA 6020B - Metals (ICP/MS) - Total Recoverable (Continued)

Analyte	Result	Qualifier	RL	MDL	Unit	D	Prepared	Analyzed	Dil Fac
Calcium	**1.17**		0.500	0.127	mg/L		03/28/24 08:13	03/28/24 18:20	1
Chromium	**0.00156**	**J**	0.00200	0.00153	mg/L		03/28/24 08:13	03/28/24 18:20	1
Cobalt	**0.00138**		0.000500	0.000261	mg/L		03/28/24 08:13	03/28/24 18:20	1
Lead	**0.000509**	**J**	0.00100	0.000376	mg/L		03/28/24 08:13	03/28/24 18:20	1
Lithium	**0.00162**	**J**	0.00500	0.00129	mg/L		03/28/24 08:13	03/28/24 18:20	1
Molybdenum	<0.000610		0.00500	0.000610	mg/L		03/28/24 08:13	03/28/24 18:20	1
Selenium	**0.00142**	**J**	0.00500	0.000739	mg/L		03/28/24 08:13	03/28/24 18:20	1
Thallium	**0.000892**	**J**	0.00100	0.000472	mg/L		03/28/24 08:13	03/28/24 18:20	1

Method: SW846 EPA 7470A - Mercury (CVAA)

Analyte	Result	Qualifier	RL	MDL	Unit	D	Prepared	Analyzed	Dil Fac
Mercury	<0.000130		0.000200	0.000130	mg/L		03/22/24 07:57	03/25/24 14:53	1

General Chemistry

Analyte	Result	Qualifier	RL	MDL	Unit	D	Prepared	Analyzed	Dil Fac
Total Dissolved Solids (SM 2540C)	**23.0**		10.0	10.0	mg/L			03/22/24 19:15	1

Method: EPA Field Sampling - Field Sampling

Analyte	Result	Qualifier	RL	MDL	Unit	D	Prepared	Analyzed	Dil Fac
Field pH	**4.84**				SU			03/19/24 19:32	1

Client Sample ID: MW-3

Date Collected: 03/18/24 15:37
Date Received: 03/21/24 09:30

Lab Sample ID: 180-171248-3

Matrix: Water

Method: SW846 EPA 9056A - Anions, Ion Chromatography

Analyte	Result	Qualifier	RL	MDL	Unit	D	Prepared	Analyzed	Dil Fac
Chloride	**8.88**		1.00	0.713	mg/L			03/23/24 14:07	1
Fluoride	**0.0762**	**J**	0.100	0.0260	mg/L			03/23/24 14:07	1
Sulfate	**14.8**		1.00	0.756	mg/L			03/23/24 14:07	1

Method: SW846 EPA 6020B - Metals (ICP/MS) - Total Recoverable

Analyte	Result	Qualifier	RL	MDL	Unit	D	Prepared	Analyzed	Dil Fac
Antimony	<0.000967		0.00200	0.000967	mg/L		03/28/24 08:13	03/28/24 18:23	1
Arsenic	**0.000366**	**J**	0.00100	0.000282	mg/L		03/28/24 08:13	03/28/24 18:23	1
Barium	**0.145**		0.0100	0.00314	mg/L		03/28/24 08:13	03/28/24 18:23	1
Beryllium	**0.000310**	**J**	0.00100	0.000274	mg/L		03/28/24 08:13	03/28/24 18:23	1
Boron	<0.0601	^5-	0.0800	0.0601	mg/L		03/28/24 08:13	03/28/24 18:23	1
Cadmium	<0.000217		0.00100	0.000217	mg/L		03/28/24 08:13	03/28/24 18:23	1
Calcium	**5.23**		0.500	0.127	mg/L		03/28/24 08:13	03/28/24 18:23	1
Chromium	<0.00153		0.00200	0.00153	mg/L		03/28/24 08:13	03/28/24 18:23	1
Cobalt	**0.00237**		0.000500	0.000261	mg/L		03/28/24 08:13	03/28/24 18:23	1
Lead	**0.000569**	**J**	0.00100	0.000376	mg/L		03/28/24 08:13	03/28/24 18:23	1
Lithium	**0.00202**	**J**	0.00500	0.00129	mg/L		03/28/24 08:13	03/28/24 18:23	1
Molybdenum	<0.000610		0.00500	0.000610	mg/L		03/28/24 08:13	03/28/24 18:23	1
Selenium	<0.000739		0.00500	0.000739	mg/L		03/28/24 08:13	03/28/24 18:23	1
Thallium	<0.000472		0.00100	0.000472	mg/L		03/28/24 08:13	03/28/24 18:23	1

Method: SW846 EPA 7470A - Mercury (CVAA)

Analyte	Result	Qualifier	RL	MDL	Unit	D	Prepared	Analyzed	Dil Fac
Mercury	<0.000130		0.000200	0.000130	mg/L		03/22/24 07:57	03/25/24 14:54	1

Client Sample ID: MW-3

Date Collected: 03/18/24 15:37
Date Received: 03/21/24 09:30

Lab Sample ID: 180-171248-3
Matrix: Water

General Chemistry

Analyte	Result	Qualifier	RL	MDL	Unit	D	Prepared	Analyzed	Dil Fac
Total Dissolved Solids (SM 2540C)	**57.0**		10.0	10.0	mg/L			03/22/24 19:03	1

Method: EPA Field Sampling - Field Sampling

Analyte	Result	Qualifier	RL	MDL	Unit	D	Prepared	Analyzed	Dil Fac
Field pH	**4.58**				SU			03/18/24 16:37	1

Client Sample ID: MW-4

Date Collected: 03/19/24 09:47
Date Received: 03/21/24 09:30

Lab Sample ID: 180-171248-4
Matrix: Water

Method: SW846 EPA 9056A - Anions, Ion Chromatography

Analyte	Result	Qualifier	RL	MDL	Unit	D	Prepared	Analyzed	Dil Fac
Chloride	**6.18**		1.00	0.713	mg/L			03/23/24 14:25	1
Fluoride	<0.0260		0.100	0.0260	mg/L			03/23/24 14:25	1
Sulfate	**3.00**		1.00	0.756	mg/L			03/23/24 14:25	1

Method: SW846 EPA 6020B - Metals (ICP/MS) - Total Recoverable

Analyte	Result	Qualifier	RL	MDL	Unit	D	Prepared	Analyzed	Dil Fac
Antimony	<0.000967		0.00200	0.000967	mg/L		03/28/24 08:13	03/28/24 18:32	1
Arsenic	<0.000282		0.00100	0.000282	mg/L		03/28/24 08:13	03/28/24 18:32	1
Barium	**0.0436**		0.0100	0.00314	mg/L		03/28/24 08:13	03/28/24 18:32	1
Beryllium	<0.000274		0.00100	0.000274	mg/L		03/28/24 08:13	03/28/24 18:32	1
Boron	<0.0601	^5-	0.0800	0.0601	mg/L		03/28/24 08:13	03/28/24 18:32	1
Cadmium	<0.000217		0.00100	0.000217	mg/L		03/28/24 08:13	03/28/24 18:32	1
Calcium	**1.11**		0.500	0.127	mg/L		03/28/24 08:13	03/28/24 18:32	1
Chromium	<0.00153		0.00200	0.00153	mg/L		03/28/24 08:13	03/28/24 18:32	1
Cobalt	**0.00127**		0.000500	0.000261	mg/L		03/28/24 08:13	03/28/24 18:32	1
Lead	<0.000376		0.00100	0.000376	mg/L		03/28/24 08:13	03/28/24 18:32	1
Lithium	**0.00225**	**J**	0.00500	0.00129	mg/L		03/28/24 08:13	03/28/24 18:32	1
Molybdenum	<0.000610		0.00500	0.000610	mg/L		03/28/24 08:13	03/28/24 18:32	1
Selenium	<0.000739		0.00500	0.000739	mg/L		03/28/24 08:13	03/28/24 18:32	1
Thallium	<0.000472		0.00100	0.000472	mg/L		03/28/24 08:13	03/28/24 18:32	1

Method: SW846 EPA 7470A - Mercury (CVAA)

Analyte	Result	Qualifier	RL	MDL	Unit	D	Prepared	Analyzed	Dil Fac
Mercury	<0.000130		0.000200	0.000130	mg/L		03/22/24 07:57	03/25/24 14:55	1

General Chemistry

Analyte	Result	Qualifier	RL	MDL	Unit	D	Prepared	Analyzed	Dil Fac
Total Dissolved Solids (SM 2540C)	**16.0**		10.0	10.0	mg/L			03/25/24 19:08	1

Method: EPA Field Sampling - Field Sampling

Analyte	Result	Qualifier	RL	MDL	Unit	D	Prepared	Analyzed	Dil Fac
Field pH	**4.78**				SU			03/19/24 10:47	1

Client Sample ID: MW-5

Date Collected: 03/19/24 11:09
Date Received: 03/21/24 09:30

Lab Sample ID: 180-171248-5
Matrix: Water

Method: SW846 EPA 9056A - Anions, Ion Chromatography

Analyte	Result	Qualifier	RL	MDL	Unit	D	Prepared	Analyzed	Dil Fac
Chloride	**4.79**		1.00	0.713	mg/L			03/23/24 14:44	1

Client Sample ID: MW-5

Lab Sample ID: 180-171248-5

Date Collected: 03/19/24 11:09

Matrix: Water

Date Received: 03/21/24 09:30

Method: SW846 EPA 9056A - Anions, Ion Chromatography (Continued)

Analyte	Result	Qualifier	RL	MDL	Unit	D	Prepared	Analyzed	Dil Fac
Fluoride	**0.0333**	**J**	0.100	0.0260	mg/L			03/23/24 14:44	1
Sulfate	**5.39**		1.00	0.756	mg/L			03/23/24 14:44	1

Method: SW846 EPA 6020B - Metals (ICP/MS) - Total Recoverable

Analyte	Result	Qualifier	RL	MDL	Unit	D	Prepared	Analyzed	Dil Fac
Antimony	<0.000967		0.00200	0.000967	mg/L		03/28/24 08:13	03/28/24 18:34	1
Arsenic	<0.000282		0.00100	0.000282	mg/L		03/28/24 08:13	03/28/24 18:34	1
Barium	**0.0558**		0.0100	0.00314	mg/L		03/28/24 08:13	03/28/24 18:34	1
Beryllium	<0.000274		0.00100	0.000274	mg/L		03/28/24 08:13	03/28/24 18:34	1
Boron	<0.0601	^5-	0.0800	0.0601	mg/L		03/28/24 08:13	03/28/24 18:34	1
Cadmium	<0.000217		0.00100	0.000217	mg/L		03/28/24 08:13	03/28/24 18:34	1
Calcium	**1.62**		0.500	0.127	mg/L		03/28/24 08:13	03/28/24 18:34	1
Chromium	<0.00153		0.00200	0.00153	mg/L		03/28/24 08:13	03/28/24 18:34	1
Cobalt	**0.00325**		0.000500	0.000261	mg/L		03/28/24 08:13	03/28/24 18:34	1
Lead	<0.000376		0.00100	0.000376	mg/L		03/28/24 08:13	03/28/24 18:34	1
Lithium	<0.00129		0.00500	0.00129	mg/L		03/28/24 08:13	03/28/24 18:34	1
Molybdenum	<0.000610		0.00500	0.000610	mg/L		03/28/24 08:13	03/28/24 18:34	1
Selenium	<0.000739		0.00500	0.000739	mg/L		03/28/24 08:13	03/28/24 18:34	1
Thallium	<0.000472		0.00100	0.000472	mg/L		03/28/24 08:13	03/28/24 18:34	1

Method: SW846 EPA 7470A - Mercury (CVAA)

Analyte	Result	Qualifier	RL	MDL	Unit	D	Prepared	Analyzed	Dil Fac
Mercury	<0.000130		0.000200	0.000130	mg/L		03/22/24 07:57	03/25/24 14:56	1

General Chemistry

Analyte	Result	Qualifier	RL	MDL	Unit	D	Prepared	Analyzed	Dil Fac
Total Dissolved Solids (SM 2540C)	<10.0		10.0	10.0	mg/L			03/25/24 18:51	1

Method: EPA Field Sampling - Field Sampling

Analyte	Result	Qualifier	RL	MDL	Unit	D	Prepared	Analyzed	Dil Fac
Field pH	**4.97**				SU			03/19/24 12:09	1

Client Sample ID: MW-6

Lab Sample ID: 180-171248-6

Date Collected: 03/18/24 17:14

Matrix: Water

Date Received: 03/21/24 09:30

Method: SW846 EPA 9056A - Anions, Ion Chromatography

Analyte	Result	Qualifier	RL	MDL	Unit	D	Prepared	Analyzed	Dil Fac
Chloride	**5.55**		1.00	0.713	mg/L			03/23/24 15:02	1
Fluoride	**0.0268**	**J**	0.100	0.0260	mg/L			03/23/24 15:02	1
Sulfate	**6.30**		1.00	0.756	mg/L			03/23/24 15:02	1

Method: SW846 EPA 6020B - Metals (ICP/MS) - Total Recoverable

Analyte	Result	Qualifier	RL	MDL	Unit	D	Prepared	Analyzed	Dil Fac
Antimony	<0.000967		0.00200	0.000967	mg/L		03/28/24 08:13	03/28/24 18:37	1
Arsenic	<0.000282		0.00100	0.000282	mg/L		03/28/24 08:13	03/28/24 18:37	1
Barium	**0.0451**		0.0100	0.00314	mg/L		03/28/24 08:13	03/28/24 18:37	1
Beryllium	<0.000274		0.00100	0.000274	mg/L		03/28/24 08:13	03/28/24 18:37	1
Boron	<0.0601	^5-	0.0800	0.0601	mg/L		03/28/24 08:13	03/28/24 18:37	1
Cadmium	<0.000217		0.00100	0.000217	mg/L		03/28/24 08:13	03/28/24 18:37	1
Calcium	**0.689**		0.500	0.127	mg/L		03/28/24 08:13	03/28/24 18:37	1

Client Sample ID: MW-6

Lab Sample ID: 180-171248-6

Date Collected: 03/18/24 17:14

Matrix: Water

Date Received: 03/21/24 09:30

Method: SW846 EPA 6020B - Metals (ICP/MS) - Total Recoverable (Continued)

Analyte	Result	Qualifier	RL	MDL	Unit	D	Prepared	Analyzed	Dil Fac
Chromium	<0.00153		0.00200	0.00153	mg/L		03/28/24 08:13	03/28/24 18:37	1
Cobalt	**0.00214**		0.000500	0.000261	mg/L		03/28/24 08:13	03/28/24 18:37	1
Lead	<0.000376		0.00100	0.000376	mg/L		03/28/24 08:13	03/28/24 18:37	1
Lithium	<0.00129		0.00500	0.00129	mg/L		03/28/24 08:13	03/28/24 18:37	1
Molybdenum	<0.000610		0.00500	0.000610	mg/L		03/28/24 08:13	03/28/24 18:37	1
Selenium	<0.000739		0.00500	0.000739	mg/L		03/28/24 08:13	03/28/24 18:37	1
Thallium	<0.000472		0.00100	0.000472	mg/L		03/28/24 08:13	03/28/24 18:37	1

Method: SW846 EPA 7470A - Mercury (CVAA)

Analyte	Result	Qualifier	RL	MDL	Unit	D	Prepared	Analyzed	Dil Fac
Mercury	**0.000163**	**J**	0.000200	0.000130	mg/L		03/22/24 07:57	03/25/24 15:00	1

General Chemistry

Analyte	Result	Qualifier	RL	MDL	Unit	D	Prepared	Analyzed	Dil Fac
Total Dissolved Solids (SM 2540C)	**23.0**		10.0	10.0	mg/L			03/22/24 19:03	1

Method: EPA Field Sampling - Field Sampling

Analyte	Result	Qualifier	RL	MDL	Unit	D	Prepared	Analyzed	Dil Fac
Field pH	**4.77**				SU			03/18/24 18:14	1

Client Sample ID: MW-7

Lab Sample ID: 180-171248-7

Date Collected: 03/18/24 13:58

Matrix: Water

Date Received: 03/21/24 09:30

Method: SW846 EPA 9056A - Anions, Ion Chromatography

Analyte	Result	Qualifier	RL	MDL	Unit	D	Prepared	Analyzed	Dil Fac
Chloride	**8.13**		1.00	0.713	mg/L			03/23/24 16:16	1
Fluoride	**0.0610**	**J**	0.100	0.0260	mg/L			03/23/24 16:16	1
Sulfate	<0.756		1.00	0.756	mg/L			03/23/24 16:16	1

Method: SW846 EPA 6020B - Metals (ICP/MS) - Total Recoverable

Analyte	Result	Qualifier	RL	MDL	Unit	D	Prepared	Analyzed	Dil Fac
Antimony	<0.000967		0.00200	0.000967	mg/L		03/28/24 08:13	03/28/24 18:40	1
Arsenic	<0.000282		0.00100	0.000282	mg/L		03/28/24 08:13	03/28/24 18:40	1
Barium	**0.210**		0.0100	0.00314	mg/L		03/28/24 08:13	03/28/24 18:40	1
Beryllium	**0.000325**	**J**	0.00100	0.000274	mg/L		03/28/24 08:13	03/28/24 18:40	1
Boron	<0.0601	^5-	0.0800	0.0601	mg/L		03/28/24 08:13	03/28/24 18:40	1
Cadmium	<0.000217		0.00100	0.000217	mg/L		03/28/24 08:13	03/28/24 18:40	1
Calcium	**2.55**		0.500	0.127	mg/L		03/28/24 08:13	03/28/24 18:40	1
Chromium	<0.00153		0.00200	0.00153	mg/L		03/28/24 08:13	03/28/24 18:40	1
Cobalt	**0.00264**		0.000500	0.000261	mg/L		03/28/24 08:13	03/28/24 18:40	1
Lead	<0.000376		0.00100	0.000376	mg/L		03/28/24 08:13	03/28/24 18:40	1
Lithium	**0.00168**	**J**	0.00500	0.00129	mg/L		03/28/24 08:13	03/28/24 18:40	1
Molybdenum	<0.000610		0.00500	0.000610	mg/L		03/28/24 08:13	03/28/24 18:40	1
Selenium	<0.000739		0.00500	0.000739	mg/L		03/28/24 08:13	03/28/24 18:40	1
Thallium	<0.000472		0.00100	0.000472	mg/L		03/28/24 08:13	03/28/24 18:40	1

Method: SW846 EPA 7470A - Mercury (CVAA)

Analyte	Result	Qualifier	RL	MDL	Unit	D	Prepared	Analyzed	Dil Fac
Mercury	<0.000130		0.000200	0.000130	mg/L		03/22/24 07:57	03/25/24 15:01	1

Client Sample ID: MW-7

Lab Sample ID: 180-171248-7

Date Collected: 03/18/24 13:58

Matrix: Water

Date Received: 03/21/24 09:30

General Chemistry

Analyte	Result	Qualifier	RL	MDL	Unit	D	Prepared	Analyzed	Dil Fac
Total Dissolved Solids (SM 2540C)	**46.0**		10.0	10.0	mg/L			03/22/24 19:03	1

Method: EPA Field Sampling - Field Sampling

Analyte	Result	Qualifier	RL	MDL	Unit	D	Prepared	Analyzed	Dil Fac
Field pH	**4.48**				SU			03/18/24 14:58	1

Client Sample ID: MW-8

Lab Sample ID: 180-171248-8

Date Collected: 03/20/24 09:30

Matrix: Water

Date Received: 03/21/24 09:30

Method: SW846 EPA 9056A - Anions, Ion Chromatography

Analyte	Result	Qualifier	RL	MDL	Unit	D	Prepared	Analyzed	Dil Fac
Chloride	**5.26**		1.00	0.713	mg/L			03/25/24 21:06	1
Fluoride	**0.0434**	**J B**	0.100	0.0260	mg/L			03/25/24 21:06	1
Sulfate	**2.34**		1.00	0.756	mg/L			03/25/24 21:06	1

Method: SW846 EPA 6020B - Metals (ICP/MS) - Total Recoverable

Analyte	Result	Qualifier	RL	MDL	Unit	D	Prepared	Analyzed	Dil Fac
Antimony	<0.000967		0.00200	0.000967	mg/L		03/28/24 08:13	03/28/24 18:43	1
Arsenic	<0.000282		0.00100	0.000282	mg/L		03/28/24 08:13	03/28/24 18:43	1
Barium	**0.0675**		0.0100	0.00314	mg/L		03/28/24 08:13	03/28/24 18:43	1
Beryllium	<0.000274		0.00100	0.000274	mg/L		03/28/24 08:13	03/28/24 18:43	1
Boron	<0.0601	^5-	0.0800	0.0601	mg/L		03/28/24 08:13	03/28/24 18:43	1
Cadmium	<0.000217		0.00100	0.000217	mg/L		03/28/24 08:13	03/28/24 18:43	1
Calcium	**1.44**		0.500	0.127	mg/L		03/28/24 08:13	03/28/24 18:43	1
Chromium	<0.00153		0.00200	0.00153	mg/L		03/28/24 08:13	03/28/24 18:43	1
Cobalt	**0.000675**		0.000500	0.000261	mg/L		03/28/24 08:13	03/28/24 18:43	1
Lead	<0.000376		0.00100	0.000376	mg/L		03/28/24 08:13	03/28/24 18:43	1
Lithium	<0.00129		0.00500	0.00129	mg/L		03/28/24 08:13	03/28/24 18:43	1
Molybdenum	<0.000610		0.00500	0.000610	mg/L		03/28/24 08:13	03/28/24 18:43	1
Selenium	<0.000739		0.00500	0.000739	mg/L		03/28/24 08:13	03/28/24 18:43	1
Thallium	<0.000472		0.00100	0.000472	mg/L		03/28/24 08:13	03/28/24 18:43	1

Method: SW846 EPA 7470A - Mercury (CVAA)

Analyte	Result	Qualifier	RL	MDL	Unit	D	Prepared	Analyzed	Dil Fac
Mercury	<0.000130		0.000200	0.000130	mg/L		03/22/24 07:57	03/25/24 15:02	1

General Chemistry

Analyte	Result	Qualifier	RL	MDL	Unit	D	Prepared	Analyzed	Dil Fac
Total Dissolved Solids (SM 2540C)	**17.0**		10.0	10.0	mg/L			03/25/24 19:08	1

Method: EPA Field Sampling - Field Sampling

Analyte	Result	Qualifier	RL	MDL	Unit	D	Prepared	Analyzed	Dil Fac
Field pH	**4.84**				SU			03/20/24 10:30	1

Client Sample ID: MW-9

Lab Sample ID: 180-171248-9

Date Collected: 03/20/24 11:09

Matrix: Water

Date Received: 03/21/24 09:30

Method: SW846 EPA 9056A - Anions, Ion Chromatography

Analyte	Result	Qualifier	RL	MDL	Unit	D	Prepared	Analyzed	Dil Fac
Chloride	**6.23**		1.00	0.713	mg/L			03/25/24 18:08	1

Client Sample ID: MW-9

Date Collected: 03/20/24 11:09
Date Received: 03/21/24 09:30

Lab Sample ID: 180-171248-9
Matrix: Water

Method: SW846 EPA 9056A - Anions, Ion Chromatography (Continued)

Analyte	Result	Qualifier	RL	MDL	Unit	D	Prepared	Analyzed	Dil Fac
Fluoride	**0.0421**	**J B**	0.100	0.0260	mg/L			03/25/24 18:08	1
Sulfate	**2.68**		1.00	0.756	mg/L			03/25/24 18:08	1

Method: SW846 EPA 6020B - Metals (ICP/MS) - Total Recoverable

Analyte	Result	Qualifier	RL	MDL	Unit	D	Prepared	Analyzed	Dil Fac
Antimony	<0.000967		0.00200	0.000967	mg/L		03/28/24 08:13	03/28/24 18:46	1
Arsenic	<0.000282		0.00100	0.000282	mg/L		03/28/24 08:13	03/28/24 18:46	1
Barium	**0.0444**		0.0100	0.00314	mg/L		03/28/24 08:13	03/28/24 18:46	1
Beryllium	<0.000274		0.00100	0.000274	mg/L		03/28/24 08:13	03/28/24 18:46	1
Boron	<0.0601	^5-	0.0800	0.0601	mg/L		03/28/24 08:13	03/28/24 18:46	1
Cadmium	<0.000217		0.00100	0.000217	mg/L		03/28/24 08:13	03/28/24 18:46	1
Calcium	**0.843**		0.500	0.127	mg/L		03/28/24 08:13	03/28/24 18:46	1
Chromium	<0.00153		0.00200	0.00153	mg/L		03/28/24 08:13	03/28/24 18:46	1
Cobalt	**0.000921**		0.000500	0.000261	mg/L		03/28/24 08:13	03/28/24 18:46	1
Lead	<0.000376		0.00100	0.000376	mg/L		03/28/24 08:13	03/28/24 18:46	1
Lithium	<0.00129		0.00500	0.00129	mg/L		03/28/24 08:13	03/28/24 18:46	1
Molybdenum	<0.000610		0.00500	0.000610	mg/L		03/28/24 08:13	03/28/24 18:46	1
Selenium	<0.000739		0.00500	0.000739	mg/L		03/28/24 08:13	03/28/24 18:46	1
Thallium	<0.000472		0.00100	0.000472	mg/L		03/28/24 08:13	03/28/24 18:46	1

Method: SW846 EPA 7470A - Mercury (CVAA)

Analyte	Result	Qualifier	RL	MDL	Unit	D	Prepared	Analyzed	Dil Fac
Mercury	<0.000130		0.000200	0.000130	mg/L		03/22/24 07:57	03/25/24 15:03	1

General Chemistry

Analyte	Result	Qualifier	RL	MDL	Unit	D	Prepared	Analyzed	Dil Fac
Total Dissolved Solids (SM 2540C)	**21.0**		10.0	10.0	mg/L			03/25/24 19:08	1

Method: EPA Field Sampling - Field Sampling

Analyte	Result	Qualifier	RL	MDL	Unit	D	Prepared	Analyzed	Dil Fac
Field pH	**5.01**				SU			03/20/24 12:09	1

Client Sample ID: MW-10

Date Collected: 03/19/24 16:13
Date Received: 03/21/24 09:30

Lab Sample ID: 180-171248-10
Matrix: Water

Method: SW846 EPA 9056A - Anions, Ion Chromatography

Analyte	Result	Qualifier	RL	MDL	Unit	D	Prepared	Analyzed	Dil Fac
Chloride	**5.01**		1.00	0.713	mg/L			03/23/24 16:35	1
Fluoride	**0.0277**	**J**	0.100	0.0260	mg/L			03/23/24 16:35	1
Sulfate	**5.00**		1.00	0.756	mg/L			03/23/24 16:35	1

Method: SW846 EPA 6020B - Metals (ICP/MS) - Total Recoverable

Analyte	Result	Qualifier	RL	MDL	Unit	D	Prepared	Analyzed	Dil Fac
Antimony	<0.000967		0.00200	0.000967	mg/L		03/28/24 08:13	03/28/24 18:48	1
Arsenic	<0.000282		0.00100	0.000282	mg/L		03/28/24 08:13	03/28/24 18:48	1
Barium	**0.0181**		0.0100	0.00314	mg/L		03/28/24 08:13	03/28/24 18:48	1
Beryllium	<0.000274		0.00100	0.000274	mg/L		03/28/24 08:13	03/28/24 18:48	1
Boron	<0.0601	^5-	0.0800	0.0601	mg/L		03/28/24 08:13	03/28/24 18:48	1
Cadmium	<0.000217		0.00100	0.000217	mg/L		03/28/24 08:13	03/28/24 18:48	1
Calcium	**0.569**		0.500	0.127	mg/L		03/28/24 08:13	03/28/24 18:48	1

Client Sample ID: MW-10

Date Collected: 03/19/24 16:13
Date Received: 03/21/24 09:30

Lab Sample ID: 180-171248-10
Matrix: Water

Method: SW846 EPA 6020B - Metals (ICP/MS) - Total Recoverable (Continued)

Analyte	Result	Qualifier	RL	MDL	Unit	D	Prepared	Analyzed	Dil Fac
Chromium	<0.00153		0.00200	0.00153	mg/L		03/28/24 08:13	03/28/24 18:48	1
Cobalt	**0.000582**		0.000500	0.000261	mg/L		03/28/24 08:13	03/28/24 18:48	1
Lead	<0.000376		0.00100	0.000376	mg/L		03/28/24 08:13	03/28/24 18:48	1
Lithium	<0.00129		0.00500	0.00129	mg/L		03/28/24 08:13	03/28/24 18:48	1
Molybdenum	<0.000610		0.00500	0.000610	mg/L		03/28/24 08:13	03/28/24 18:48	1
Selenium	<0.000739		0.00500	0.000739	mg/L		03/28/24 08:13	03/28/24 18:48	1
Thallium	<0.000472		0.00100	0.000472	mg/L		03/28/24 08:13	03/28/24 18:48	1

Method: SW846 EPA 7470A - Mercury (CVAA)

Analyte	Result	Qualifier	RL	MDL	Unit	D	Prepared	Analyzed	Dil Fac
Mercury	<0.000130		0.000200	0.000130	mg/L		03/22/24 07:57	03/25/24 15:04	1

General Chemistry

Analyte	Result	Qualifier	RL	MDL	Unit	D	Prepared	Analyzed	Dil Fac
Total Dissolved Solids (SM 2540C)	**20.0**		10.0	10.0	mg/L			03/25/24 18:51	1

Method: EPA Field Sampling - Field Sampling

Analyte	Result	Qualifier	RL	MDL	Unit	D	Prepared	Analyzed	Dil Fac
Field pH	**5.22**				SU			03/19/24 17:13	1

Client Sample ID: DUP-01

Date Collected: 03/18/24 14:37
Date Received: 03/21/24 09:30

Lab Sample ID: 180-171248-11
Matrix: Water

Method: SW846 EPA 9056A - Anions, Ion Chromatography

Analyte	Result	Qualifier	RL	MDL	Unit	D	Prepared	Analyzed	Dil Fac
Chloride	**8.94**		1.00	0.713	mg/L			03/23/24 16:53	1
Fluoride	**0.0723**	**J**	0.100	0.0260	mg/L			03/23/24 16:53	1
Sulfate	**15.0**		1.00	0.756	mg/L			03/23/24 16:53	1

Method: SW846 EPA 6020B - Metals (ICP/MS) - Total Recoverable

Analyte	Result	Qualifier	RL	MDL	Unit	D	Prepared	Analyzed	Dil Fac
Antimony	<0.000967		0.00200	0.000967	mg/L		03/28/24 08:13	03/28/24 18:51	1
Arsenic	**0.000325**	**J**	0.00100	0.000282	mg/L		03/28/24 08:13	03/28/24 18:51	1
Barium	**0.146**		0.0100	0.00314	mg/L		03/28/24 08:13	03/28/24 18:51	1
Beryllium	**0.000343**	**J**	0.00100	0.000274	mg/L		03/28/24 08:13	03/28/24 18:51	1
Boron	<0.0601	^5-	0.0800	0.0601	mg/L		03/28/24 08:13	03/28/24 18:51	1
Cadmium	<0.000217		0.00100	0.000217	mg/L		03/28/24 08:13	03/28/24 18:51	1
Calcium	**5.24**		0.500	0.127	mg/L		03/28/24 08:13	03/28/24 18:51	1
Chromium	<0.00153		0.00200	0.00153	mg/L		03/28/24 08:13	03/28/24 18:51	1
Cobalt	**0.00235**		0.000500	0.000261	mg/L		03/28/24 08:13	03/28/24 18:51	1
Lead	**0.000509**	**J**	0.00100	0.000376	mg/L		03/28/24 08:13	03/28/24 18:51	1
Lithium	<0.00129		0.00500	0.00129	mg/L		03/28/24 08:13	03/28/24 18:51	1
Molybdenum	<0.000610		0.00500	0.000610	mg/L		03/28/24 08:13	03/28/24 18:51	1
Selenium	<0.000739		0.00500	0.000739	mg/L		03/28/24 08:13	03/28/24 18:51	1
Thallium	<0.000472		0.00100	0.000472	mg/L		03/28/24 08:13	03/28/24 18:51	1

Method: SW846 EPA 7470A - Mercury (CVAA)

Analyte	Result	Qualifier	RL	MDL	Unit	D	Prepared	Analyzed	Dil Fac
Mercury	<0.000130		0.000200	0.000130	mg/L		03/22/24 07:57	03/25/24 15:05	1

Client Sample ID: DUP-01

Lab Sample ID: 180-171248-11

Date Collected: 03/18/24 14:37

Matrix: Water

Date Received: 03/21/24 09:30

General Chemistry

Analyte	Result	Qualifier	RL	MDL	Unit	D	Prepared	Analyzed	Dil Fac
Total Dissolved Solids (SM 2540C)	**51.0**		10.0	10.0	mg/L			03/22/24 19:03	1

Client Sample ID: DUP-04

Lab Sample ID: 180-171248-12

Date Collected: 03/19/24 15:13

Matrix: Water

Date Received: 03/21/24 09:30

Method: SW846 EPA 9056A - Anions, Ion Chromatography

Analyte	Result	Qualifier	RL	MDL	Unit	D	Prepared	Analyzed	Dil Fac
Chloride	**5.07**		1.00	0.713	mg/L			03/23/24 17:49	1
Fluoride	<0.0260		0.100	0.0260	mg/L			03/23/24 17:49	1
Sulfate	**5.00**		1.00	0.756	mg/L			03/23/24 17:49	1

Method: SW846 EPA 6020B - Metals (ICP/MS) - Total Recoverable

Analyte	Result	Qualifier	RL	MDL	Unit	D	Prepared	Analyzed	Dil Fac
Antimony	<0.000967		0.00200	0.000967	mg/L		03/28/24 08:13	03/28/24 18:54	1
Arsenic	<0.000282		0.00100	0.000282	mg/L		03/28/24 08:13	03/28/24 18:54	1
Barium	**0.0184**		0.0100	0.00314	mg/L		03/28/24 08:13	03/28/24 18:54	1
Beryllium	<0.000274		0.00100	0.000274	mg/L		03/28/24 08:13	03/28/24 18:54	1
Boron	<0.0601	^5-	0.0800	0.0601	mg/L		03/28/24 08:13	03/28/24 18:54	1
Cadmium	<0.000217		0.00100	0.000217	mg/L		03/28/24 08:13	03/28/24 18:54	1
Calcium	**0.558**		0.500	0.127	mg/L		03/28/24 08:13	03/28/24 18:54	1
Chromium	<0.00153		0.00200	0.00153	mg/L		03/28/24 08:13	03/28/24 18:54	1
Cobalt	**0.000573**		0.000500	0.000261	mg/L		03/28/24 08:13	03/28/24 18:54	1
Lead	<0.000376		0.00100	0.000376	mg/L		03/28/24 08:13	03/28/24 18:54	1
Lithium	<0.00129		0.00500	0.00129	mg/L		03/28/24 08:13	03/28/24 18:54	1
Molybdenum	<0.000610		0.00500	0.000610	mg/L		03/28/24 08:13	03/28/24 18:54	1
Selenium	<0.000739		0.00500	0.000739	mg/L		03/28/24 08:13	03/28/24 18:54	1
Thallium	<0.000472		0.00100	0.000472	mg/L		03/28/24 08:13	03/28/24 18:54	1

Method: SW846 EPA 7470A - Mercury (CVAA)

Analyte	Result	Qualifier	RL	MDL	Unit	D	Prepared	Analyzed	Dil Fac
Mercury	<0.000130		0.000200	0.000130	mg/L		03/22/24 07:57	03/25/24 15:07	1

General Chemistry

Analyte	Result	Qualifier	RL	MDL	Unit	D	Prepared	Analyzed	Dil Fac
Total Dissolved Solids (SM 2540C)	**20.0**		10.0	10.0	mg/L			03/25/24 18:51	1

Client Sample ID: DUP-05

Lab Sample ID: 180-171248-13

Date Collected: 03/20/24 08:30

Matrix: Water

Date Received: 03/21/24 09:30

Method: SW846 EPA 9056A - Anions, Ion Chromatography

Analyte	Result	Qualifier	RL	MDL	Unit	D	Prepared	Analyzed	Dil Fac
Chloride	**5.26**		1.00	0.713	mg/L			03/25/24 20:51	1
Fluoride	**0.0431**	**J B**	0.100	0.0260	mg/L			03/25/24 20:51	1
Sulfate	**2.19**		1.00	0.756	mg/L			03/25/24 20:51	1

Method: SW846 EPA 6020B - Metals (ICP/MS) - Total Recoverable

Analyte	Result	Qualifier	RL	MDL	Unit	D	Prepared	Analyzed	Dil Fac
Antimony	<0.000967		0.00200	0.000967	mg/L		03/28/24 08:13	03/28/24 18:57	1
Arsenic	<0.000282		0.00100	0.000282	mg/L		03/28/24 08:13	03/28/24 18:57	1

Client Sample ID: DUP-05

Date Collected: 03/20/24 08:30
Date Received: 03/21/24 09:30

Lab Sample ID: 180-171248-13
Matrix: Water

Method: SW846 EPA 6020B - Metals (ICP/MS) - Total Recoverable (Continued)

Analyte	Result	Qualifier	RL	MDL	Unit	D	Prepared	Analyzed	Dil Fac
Barium	**0.0658**		0.0100	0.00314	mg/L		03/28/24 08:13	03/28/24 18:57	1
Beryllium	<0.000274		0.00100	0.000274	mg/L		03/28/24 08:13	03/28/24 18:57	1
Boron	<0.0601	^5-	0.0800	0.0601	mg/L		03/28/24 08:13	03/28/24 18:57	1
Cadmium	<0.000217		0.00100	0.000217	mg/L		03/28/24 08:13	03/28/24 18:57	1
Calcium	**1.43**		0.500	0.127	mg/L		03/28/24 08:13	03/28/24 18:57	1
Chromium	<0.00153		0.00200	0.00153	mg/L		03/28/24 08:13	03/28/24 18:57	1
Cobalt	**0.000753**		0.000500	0.000261	mg/L		03/28/24 08:13	03/28/24 18:57	1
Lead	<0.000376		0.00100	0.000376	mg/L		03/28/24 08:13	03/28/24 18:57	1
Lithium	<0.00129		0.00500	0.00129	mg/L		03/28/24 08:13	03/28/24 18:57	1
Molybdenum	<0.000610		0.00500	0.000610	mg/L		03/28/24 08:13	03/28/24 18:57	1
Selenium	<0.000739		0.00500	0.000739	mg/L		03/28/24 08:13	03/28/24 18:57	1
Thallium	<0.000472		0.00100	0.000472	mg/L		03/28/24 08:13	03/28/24 18:57	1

Method: SW846 EPA 7470A - Mercury (CVAA)

Analyte	Result	Qualifier	RL	MDL	Unit	D	Prepared	Analyzed	Dil Fac
Mercury	<0.000130		0.000200	0.000130	mg/L		03/22/24 07:57	03/25/24 15:08	1

General Chemistry

Analyte	Result	Qualifier	RL	MDL	Unit	D	Prepared	Analyzed	Dil Fac
Total Dissolved Solids (SM 2540C)	<10.0		10.0	10.0	mg/L			03/25/24 19:08	1

Client Sample ID: FB-01

Date Collected: 03/20/24 07:50
Date Received: 03/21/24 09:30

Lab Sample ID: 180-171248-14
Matrix: Water

Method: SW846 EPA 9056A - Anions, Ion Chromatography

Analyte	Result	Qualifier	RL	MDL	Unit	D	Prepared	Analyzed	Dil Fac
Chloride	<0.713		1.00	0.713	mg/L			03/25/24 18:23	1
Fluoride	**0.0302**	**J B**	0.100	0.0260	mg/L			03/25/24 18:23	1
Sulfate	<0.756		1.00	0.756	mg/L			03/25/24 18:23	1

Method: SW846 EPA 6020B - Metals (ICP/MS) - Total Recoverable

Analyte	Result	Qualifier	RL	MDL	Unit	D	Prepared	Analyzed	Dil Fac
Antimony	<0.000967		0.00200	0.000967	mg/L		03/28/24 08:13	03/28/24 19:05	1
Arsenic	<0.000282		0.00100	0.000282	mg/L		03/28/24 08:13	03/28/24 19:05	1
Barium	<0.00314		0.0100	0.00314	mg/L		03/28/24 08:13	03/28/24 19:05	1
Beryllium	<0.000274		0.00100	0.000274	mg/L		03/28/24 08:13	03/28/24 19:05	1
Boron	<0.0601	^5-	0.0800	0.0601	mg/L		03/28/24 08:13	03/28/24 19:05	1
Cadmium	<0.000217		0.00100	0.000217	mg/L		03/28/24 08:13	03/28/24 19:05	1
Calcium	<0.127		0.500	0.127	mg/L		03/28/24 08:13	03/28/24 19:05	1
Chromium	<0.00153		0.00200	0.00153	mg/L		03/28/24 08:13	03/28/24 19:05	1
Cobalt	<0.000261		0.000500	0.000261	mg/L		03/28/24 08:13	03/28/24 19:05	1
Lead	<0.000376		0.00100	0.000376	mg/L		03/28/24 08:13	03/28/24 19:05	1
Lithium	<0.00129		0.00500	0.00129	mg/L		03/28/24 08:13	03/28/24 19:05	1
Molybdenum	<0.000610		0.00500	0.000610	mg/L		03/28/24 08:13	03/28/24 19:05	1
Selenium	<0.000739		0.00500	0.000739	mg/L		03/28/24 08:13	03/28/24 19:05	1
Thallium	<0.000472		0.00100	0.000472	mg/L		03/28/24 08:13	03/28/24 19:05	1

Method: SW846 EPA 7470A - Mercury (CVAA)

Analyte	Result	Qualifier	RL	MDL	Unit	D	Prepared	Analyzed	Dil Fac
Mercury	<0.000130		0.000200	0.000130	mg/L		03/22/24 07:57	03/25/24 15:09	1

Client: Southern Company
Project/Site: Plant Daniel GSA CCR

Job ID: 180-171248-1

Client Sample ID: FB-01

Lab Sample ID: 180-171248-14
Date Collected: 03/20/24 07:50
Matrix: Water
Date Received: 03/21/24 09:30

General Chemistry

Analyte	Result	Qualifier	RL	MDL	Unit	D	Prepared	Analyzed	Dil Fac
Total Dissolved Solids (SM 2540C)	<10.0		10.0	10.0	mg/L			03/25/24 19:08	1

Client Sample ID: EB-01

Lab Sample ID: 180-171248-15
Date Collected: 03/20/24 07:57
Matrix: Water
Date Received: 03/21/24 09:30

Method: SW846 EPA 9056A - Anions, Ion Chromatography

Analyte	Result	Qualifier	RL	MDL	Unit	D	Prepared	Analyzed	Dil Fac
Chloride	<0.713		1.00	0.713	mg/L			03/25/24 18:38	1
Fluoride	**0.0299**	**J B**	0.100	0.0260	mg/L			03/25/24 18:38	1
Sulfate	<0.756		1.00	0.756	mg/L			03/25/24 18:38	1

Method: SW846 EPA 6020B - Metals (ICP/MS) - Total Recoverable

Analyte	Result	Qualifier	RL	MDL	Unit	D	Prepared	Analyzed	Dil Fac
Antimony	<0.000967		0.00200	0.000967	mg/L		03/28/24 08:13	03/28/24 19:08	1
Arsenic	<0.000282		0.00100	0.000282	mg/L		03/28/24 08:13	03/28/24 19:08	1
Barium	<0.00314		0.0100	0.00314	mg/L		03/28/24 08:13	03/28/24 19:08	1
Beryllium	<0.000274		0.00100	0.000274	mg/L		03/28/24 08:13	03/28/24 19:08	1
Boron	<0.0601	^5-	0.0800	0.0601	mg/L		03/28/24 08:13	03/28/24 19:08	1
Cadmium	<0.000217		0.00100	0.000217	mg/L		03/28/24 08:13	03/28/24 19:08	1
Calcium	<0.127		0.500	0.127	mg/L		03/28/24 08:13	03/28/24 19:08	1
Chromium	<0.00153		0.00200	0.00153	mg/L		03/28/24 08:13	03/28/24 19:08	1
Cobalt	<0.000261		0.000500	0.000261	mg/L		03/28/24 08:13	03/28/24 19:08	1
Lead	<0.000376		0.00100	0.000376	mg/L		03/28/24 08:13	03/28/24 19:08	1
Lithium	<0.00129		0.00500	0.00129	mg/L		03/28/24 08:13	03/28/24 19:08	1
Molybdenum	<0.000610		0.00500	0.000610	mg/L		03/28/24 08:13	03/28/24 19:08	1
Selenium	<0.000739		0.00500	0.000739	mg/L		03/28/24 08:13	03/28/24 19:08	1
Thallium	<0.000472		0.00100	0.000472	mg/L		03/28/24 08:13	03/28/24 19:08	1

Method: SW846 EPA 7470A - Mercury (CVAA)

Analyte	Result	Qualifier	RL	MDL	Unit	D	Prepared	Analyzed	Dil Fac
Mercury	<0.000130		0.000200	0.000130	mg/L		03/22/24 07:57	03/25/24 15:10	1

General Chemistry

Analyte	Result	Qualifier	RL	MDL	Unit	D	Prepared	Analyzed	Dil Fac
Total Dissolved Solids (SM 2540C)	<10.0		10.0	10.0	mg/L			03/25/24 19:08	1

Method: EPA 9056A - Anions, Ion Chromatography

Lab Sample ID: MB 180-463339/6
Matrix: Water
Analysis Batch: 463339

Client Sample ID: Method Blank
Prep Type: Total/NA

Analyte	MB Result	MB Qualifier	RL	MDL	Unit	D	Prepared	Analyzed	Dil Fac
Chloride	<0.713		1.00	0.713	mg/L			03/23/24 10:25	1
Fluoride	<0.0260		0.100	0.0260	mg/L			03/23/24 10:25	1
Sulfate	<0.756		1.00	0.756	mg/L			03/23/24 10:25	1

Lab Sample ID: LCS 180-463339/7
Matrix: Water
Analysis Batch: 463339

Client Sample ID: Lab Control Sample
Prep Type: Total/NA

Analyte	Spike Added	LCS Result	LCS Qualifier	Unit	D	%Rec	%Rec Limits
Chloride	50.0	48.79		mg/L		98	80 - 120
Fluoride	2.50	2.563		mg/L		103	80 - 120
Sulfate	50.0	47.97		mg/L		96	80 - 120

Lab Sample ID: 180-171248-1 MS
Matrix: Water
Analysis Batch: 463339

Client Sample ID: MW-1
Prep Type: Total/NA

Analyte	Sample Result	Sample Qualifier	Spike Added	MS Result	MS Qualifier	Unit	D	%Rec	%Rec Limits
Chloride	3.92		50.0	54.14		mg/L		100	80 - 120
Fluoride	<0.0260		2.50	2.649		mg/L		106	80 - 120
Sulfate	9.25		50.0	59.17		mg/L		100	80 - 120

Lab Sample ID: 180-171248-1 MSD
Matrix: Water
Analysis Batch: 463339

Client Sample ID: MW-1
Prep Type: Total/NA

Analyte	Sample Result	Sample Qualifier	Spike Added	MSD Result	MSD Qualifier	Unit	D	%Rec	%Rec Limits	RPD	RPD Limit
Chloride	3.92		50.0	54.46		mg/L		101	80 - 120	1	15
Fluoride	<0.0260		2.50	2.656		mg/L		106	80 - 120	0	15
Sulfate	9.25		50.0	59.20		mg/L		100	80 - 120	0	15

Lab Sample ID: MB 180-463435/6
Matrix: Water
Analysis Batch: 463435

Client Sample ID: Method Blank
Prep Type: Total/NA

Analyte	MB Result	MB Qualifier	RL	MDL	Unit	D	Prepared	Analyzed	Dil Fac
Chloride	<0.713		1.00	0.713	mg/L			03/25/24 11:53	1
Fluoride	0.02710	J	0.100	0.0260	mg/L			03/25/24 11:53	1
Sulfate	<0.756		1.00	0.756	mg/L			03/25/24 11:53	1

Lab Sample ID: LCS 180-463435/7
Matrix: Water
Analysis Batch: 463435

Client Sample ID: Lab Control Sample
Prep Type: Total/NA

Analyte	Spike Added	LCS Result	LCS Qualifier	Unit	D	%Rec	%Rec Limits
Chloride	50.0	51.04		mg/L		102	80 - 120
Fluoride	2.50	2.746		mg/L		110	80 - 120
Sulfate	50.0	51.08		mg/L		102	80 - 120

Method: EPA 6020B - Metals (ICP/MS)

Lab Sample ID: MB 180-463701/1-A
Matrix: Water
Analysis Batch: 463957

Client Sample ID: Method Blank
Prep Type: Total Recoverable
Prep Batch: 463701

Analyte	MB Result	MB Qualifier	RL	MDL	Unit	D	Prepared	Analyzed	Dil Fac
Antimony	<0.000967		0.00200	0.000967	mg/L		03/28/24 08:13	03/28/24 18:01	1
Arsenic	<0.000282		0.00100	0.000282	mg/L		03/28/24 08:13	03/28/24 18:01	1
Barium	<0.00314		0.0100	0.00314	mg/L		03/28/24 08:13	03/28/24 18:01	1
Beryllium	<0.000274		0.00100	0.000274	mg/L		03/28/24 08:13	03/28/24 18:01	1
Boron	<0.0601	^5-	0.0800	0.0601	mg/L		03/28/24 08:13	03/28/24 18:01	1
Cadmium	<0.000217		0.00100	0.000217	mg/L		03/28/24 08:13	03/28/24 18:01	1
Calcium	<0.127		0.500	0.127	mg/L		03/28/24 08:13	03/28/24 18:01	1
Chromium	<0.00153		0.00200	0.00153	mg/L		03/28/24 08:13	03/28/24 18:01	1
Cobalt	<0.000261		0.000500	0.000261	mg/L		03/28/24 08:13	03/28/24 18:01	1
Lead	<0.000376		0.00100	0.000376	mg/L		03/28/24 08:13	03/28/24 18:01	1
Lithium	<0.00129		0.00500	0.00129	mg/L		03/28/24 08:13	03/28/24 18:01	1
Molybdenum	<0.000610		0.00500	0.000610	mg/L		03/28/24 08:13	03/28/24 18:01	1
Selenium	<0.000739		0.00500	0.000739	mg/L		03/28/24 08:13	03/28/24 18:01	1
Thallium	<0.000472		0.00100	0.000472	mg/L		03/28/24 08:13	03/28/24 18:01	1

Lab Sample ID: LCS 180-463701/2-A
Matrix: Water
Analysis Batch: 463957

Client Sample ID: Lab Control Sample
Prep Type: Total Recoverable
Prep Batch: 463701

Analyte	Spike Added	LCS Result	LCS Qualifier	Unit	D	%Rec	%Rec Limits
Antimony	0.250	0.2697		mg/L		108	80 - 120
Arsenic	1.00	1.046		mg/L		105	80 - 120
Barium	1.00	1.030		mg/L		103	80 - 120
Beryllium	0.500	0.5039		mg/L		101	80 - 120
Boron	0.250	0.2455	^5-	mg/L		98	80 - 120
Cadmium	0.500	0.5224		mg/L		104	80 - 120
Calcium	25.0	26.21		mg/L		105	80 - 120
Chromium	0.500	0.5139		mg/L		103	80 - 120
Cobalt	0.500	0.5089		mg/L		102	80 - 120
Lead	0.500	0.5189		mg/L		104	80 - 120
Lithium	0.500	0.5117		mg/L		102	80 - 120
Molybdenum	0.500	0.5365		mg/L		107	80 - 120
Selenium	1.00	1.048		mg/L		105	80 - 120
Thallium	1.00	1.065		mg/L		106	80 - 120

Lab Sample ID: 180-171248-1 MS
Matrix: Water
Analysis Batch: 463957

Client Sample ID: MW-1
Prep Type: Total Recoverable
Prep Batch: 463701

Analyte	Sample Result	Sample Qualifier	Spike Added	MS Result	MS Qualifier	Unit	D	%Rec	%Rec Limits
Antimony	<0.000967		0.250	0.2708		mg/L		108	75 - 125
Arsenic	<0.000282		1.00	1.018		mg/L		102	75 - 125
Barium	0.0848		1.00	1.092		mg/L		101	75 - 125
Beryllium	<0.000274		0.500	0.4919		mg/L		98	75 - 125
Boron	<0.0601	^5-	0.250	0.2524	^5-	mg/L		101	75 - 125
Cadmium	<0.000217		0.500	0.5073		mg/L		101	75 - 125
Calcium	2.56		25.0	27.84		mg/L		101	75 - 125
Chromium	<0.00153		0.500	0.5034		mg/L		101	75 - 125
Cobalt	0.000900		0.500	0.4998		mg/L		100	75 - 125

Method: EPA 6020B - Metals (ICP/MS) (Continued)

Lab Sample ID: 180-171248-1 MS
Matrix: Water
Analysis Batch: 463957

Client Sample ID: MW-1
Prep Type: Total Recoverable
Prep Batch: 463701

Analyte	Sample Result	Sample Qualifier	Spike Added	MS Result	MS Qualifier	Unit	D	%Rec	%Rec Limits
Lead	<0.000376		0.500	0.5118		mg/L		102	75 - 125
Lithium	<0.00129		0.500	0.4978		mg/L		100	75 - 125
Molybdenum	<0.000610		0.500	0.5416		mg/L		108	75 - 125
Selenium	<0.000739		1.00	1.023		mg/L		102	75 - 125
Thallium	0.000541	J	1.00	1.045		mg/L		104	75 - 125

Lab Sample ID: 180-171248-1 MSD
Matrix: Water
Analysis Batch: 463957

Client Sample ID: MW-1
Prep Type: Total Recoverable
Prep Batch: 463701

Analyte	Sample Result	Sample Qualifier	Spike Added	MSD Result	MSD Qualifier	Unit	D	%Rec	%Rec Limits	RPD	RPD Limit
Antimony	<0.000967		0.250	0.2703		mg/L		108	75 - 125	0	20
Arsenic	<0.000282		1.00	1.042		mg/L		104	75 - 125	2	20
Barium	0.0848		1.00	1.122		mg/L		104	75 - 125	3	20
Beryllium	<0.000274		0.500	0.5063		mg/L		101	75 - 125	3	20
Boron	<0.0601	^5-	0.250	0.2745	^5-	mg/L		110	75 - 125	8	20
Cadmium	<0.000217		0.500	0.5157		mg/L		103	75 - 125	2	20
Calcium	2.56		25.0	28.50		mg/L		104	75 - 125	2	20
Chromium	<0.00153		0.500	0.5230		mg/L		105	75 - 125	4	20
Cobalt	0.000900		0.500	0.5101		mg/L		102	75 - 125	2	20
Lead	<0.000376		0.500	0.5210		mg/L		104	75 - 125	2	20
Lithium	<0.00129		0.500	0.5148		mg/L		103	75 - 125	3	20
Molybdenum	<0.000610		0.500	0.5310		mg/L		106	75 - 125	2	20
Selenium	<0.000739		1.00	1.042		mg/L		104	75 - 125	2	20
Thallium	0.000541	J	1.00	1.067		mg/L		107	75 - 125	2	20

Method: EPA 7470A - Mercury (CVAA)

Lab Sample ID: MB 180-463246/1-A
Matrix: Water
Analysis Batch: 463497

Client Sample ID: Method Blank
Prep Type: Total/NA
Prep Batch: 463246

Analyte	MB Result	MB Qualifier	RL	MDL	Unit	D	Prepared	Analyzed	Dil Fac
Mercury	<0.000130		0.000200	0.000130	mg/L		03/22/24 07:57	03/25/24 14:47	1

Lab Sample ID: LCS 180-463246/2-A
Matrix: Water
Analysis Batch: 463497

Client Sample ID: Lab Control Sample
Prep Type: Total/NA
Prep Batch: 463246

Analyte	Spike Added	LCS Result	LCS Qualifier	Unit	D	%Rec	%Rec Limits
Mercury	0.00250	0.002582		mg/L		103	80 - 120

Lab Sample ID: 180-171248-1 MS
Matrix: Water
Analysis Batch: 463497

Client Sample ID: MW-1
Prep Type: Total/NA
Prep Batch: 463246

Analyte	Sample Result	Sample Qualifier	Spike Added	MS Result	MS Qualifier	Unit	D	%Rec	%Rec Limits
Mercury	<0.000130	F1	0.00100	0.0004260	F1	mg/L		43	75 - 125

Method: EPA 7470A - Mercury (CVAA) (Continued)

Lab Sample ID: 180-171248-1 MSD
Matrix: Water
Analysis Batch: 463497

Client Sample ID: MW-1
Prep Type: Total/NA
Prep Batch: 463246

Analyte	Sample Result	Sample Qualifier	Spike Added	MSD Result	MSD Qualifier	Unit	D	%Rec	%Rec Limits	RPD	RPD Limit
Mercury	<0.000130	F1	0.00100	0.0003940	F1	mg/L		39	75 - 125	8	20

Method: SM 2540C - Solids, Total Dissolved (TDS)

Lab Sample ID: MB 180-463334/1
Matrix: Water
Analysis Batch: 463334

Client Sample ID: Method Blank
Prep Type: Total/NA

Analyte	MB Result	MB Qualifier	RL	MDL	Unit	D	Prepared	Analyzed	Dil Fac
Total Dissolved Solids	<10.0		10.0	10.0	mg/L			03/22/24 19:03	1

Lab Sample ID: LCS 180-463334/2
Matrix: Water
Analysis Batch: 463334

Client Sample ID: Lab Control Sample
Prep Type: Total/NA

Analyte			Spike Added	LCS Result	LCS Qualifier	Unit	D	%Rec	%Rec Limits		
Total Dissolved Solids			305	302.0		mg/L		99	85 - 115		

Lab Sample ID: MB 180-463335/1
Matrix: Water
Analysis Batch: 463335

Client Sample ID: Method Blank
Prep Type: Total/NA

Analyte	MB Result	MB Qualifier	RL	MDL	Unit	D	Prepared	Analyzed	Dil Fac
Total Dissolved Solids	<10.0		10.0	10.0	mg/L			03/22/24 19:15	1

Lab Sample ID: LCS 180-463335/2
Matrix: Water
Analysis Batch: 463335

Client Sample ID: Lab Control Sample
Prep Type: Total/NA

Analyte			Spike Added	LCS Result	LCS Qualifier	Unit	D	%Rec	%Rec Limits		
Total Dissolved Solids			305	276.0		mg/L		90	85 - 115		

Lab Sample ID: 180-171248-2 DU
Matrix: Water
Analysis Batch: 463335

Client Sample ID: MW-2
Prep Type: Total/NA

Analyte	Sample Result	Sample Qualifier		DU Result	DU Qualifier	Unit	D			RPD	RPD Limit
Total Dissolved Solids	23.0			17.00	F5	mg/L				30	10

Lab Sample ID: MB 180-463508/1
Matrix: Water
Analysis Batch: 463508

Client Sample ID: Method Blank
Prep Type: Total/NA

Analyte	MB Result	MB Qualifier	RL	MDL	Unit	D	Prepared	Analyzed	Dil Fac
Total Dissolved Solids	<10.0		10.0	10.0	mg/L			03/25/24 18:51	1

Method: SM 2540C - Solids, Total Dissolved (TDS) (Continued)

Lab Sample ID: LCS 180-463508/2
Matrix: Water
Analysis Batch: 463508

Client Sample ID: Lab Control Sample
Prep Type: Total/NA

Analyte			Spike Added	LCS Result	LCS Qualifier	Unit	D	%Rec	%Rec Limits		
Total Dissolved Solids			305	300.0		mg/L		98	85 - 115		

Lab Sample ID: MB 180-463510/1
Matrix: Water
Analysis Batch: 463510

Client Sample ID: Method Blank
Prep Type: Total/NA

Analyte	MB Result	MB Qualifier	RL	MDL	Unit	D	Prepared	Analyzed	Dil Fac
Total Dissolved Solids	<10.0		10.0	10.0	mg/L			03/25/24 19:08	1

Lab Sample ID: LCS 180-463510/2
Matrix: Water
Analysis Batch: 463510

Client Sample ID: Lab Control Sample
Prep Type: Total/NA

Analyte			Spike Added	LCS Result	LCS Qualifier	Unit	D	%Rec	%Rec Limits		
Total Dissolved Solids			305	300.0		mg/L		98	85 - 115		

HPLC/IC

Analysis Batch: 463339

Lab Sample ID	Client Sample ID	Prep Type	Matrix	Method	Prep Batch
180-171248-1	MW-1	Total/NA	Water	EPA 9056A	
180-171248-2	MW-2	Total/NA	Water	EPA 9056A	
180-171248-3	MW-3	Total/NA	Water	EPA 9056A	
180-171248-4	MW-4	Total/NA	Water	EPA 9056A	
180-171248-5	MW-5	Total/NA	Water	EPA 9056A	
180-171248-6	MW-6	Total/NA	Water	EPA 9056A	
180-171248-7	MW-7	Total/NA	Water	EPA 9056A	
180-171248-10	MW-10	Total/NA	Water	EPA 9056A	
180-171248-11	DUP-01	Total/NA	Water	EPA 9056A	
180-171248-12	DUP-04	Total/NA	Water	EPA 9056A	
MB 180-463339/6	Method Blank	Total/NA	Water	EPA 9056A	
LCS 180-463339/7	Lab Control Sample	Total/NA	Water	EPA 9056A	
180-171248-1 MS	MW-1	Total/NA	Water	EPA 9056A	
180-171248-1 MSD	MW-1	Total/NA	Water	EPA 9056A	

Analysis Batch: 463435

Lab Sample ID	Client Sample ID	Prep Type	Matrix	Method	Prep Batch
180-171248-8	MW-8	Total/NA	Water	EPA 9056A	
180-171248-9	MW-9	Total/NA	Water	EPA 9056A	
180-171248-13	DUP-05	Total/NA	Water	EPA 9056A	
180-171248-14	FB-01	Total/NA	Water	EPA 9056A	
180-171248-15	EB-01	Total/NA	Water	EPA 9056A	
MB 180-463435/6	Method Blank	Total/NA	Water	EPA 9056A	
LCS 180-463435/7	Lab Control Sample	Total/NA	Water	EPA 9056A	

Metals

Prep Batch: 463246

Lab Sample ID	Client Sample ID	Prep Type	Matrix	Method	Prep Batch
180-171248-1	MW-1	Total/NA	Water	7470A	
180-171248-2	MW-2	Total/NA	Water	7470A	
180-171248-3	MW-3	Total/NA	Water	7470A	
180-171248-4	MW-4	Total/NA	Water	7470A	
180-171248-5	MW-5	Total/NA	Water	7470A	
180-171248-6	MW-6	Total/NA	Water	7470A	
180-171248-7	MW-7	Total/NA	Water	7470A	
180-171248-8	MW-8	Total/NA	Water	7470A	
180-171248-9	MW-9	Total/NA	Water	7470A	
180-171248-10	MW-10	Total/NA	Water	7470A	
180-171248-11	DUP-01	Total/NA	Water	7470A	
180-171248-12	DUP-04	Total/NA	Water	7470A	
180-171248-13	DUP-05	Total/NA	Water	7470A	
180-171248-14	FB-01	Total/NA	Water	7470A	
180-171248-15	EB-01	Total/NA	Water	7470A	
MB 180-463246/1-A	Method Blank	Total/NA	Water	7470A	
LCS 180-463246/2-A	Lab Control Sample	Total/NA	Water	7470A	
180-171248-1 MS	MW-1	Total/NA	Water	7470A	
180-171248-1 MSD	MW-1	Total/NA	Water	7470A	

Metals

Analysis Batch: 463497

Lab Sample ID	Client Sample ID	Prep Type	Matrix	Method	Prep Batch
180-171248-1	MW-1	Total/NA	Water	EPA 7470A	463246
180-171248-2	MW-2	Total/NA	Water	EPA 7470A	463246
180-171248-3	MW-3	Total/NA	Water	EPA 7470A	463246
180-171248-4	MW-4	Total/NA	Water	EPA 7470A	463246
180-171248-5	MW-5	Total/NA	Water	EPA 7470A	463246
180-171248-6	MW-6	Total/NA	Water	EPA 7470A	463246
180-171248-7	MW-7	Total/NA	Water	EPA 7470A	463246
180-171248-8	MW-8	Total/NA	Water	EPA 7470A	463246
180-171248-9	MW-9	Total/NA	Water	EPA 7470A	463246
180-171248-10	MW-10	Total/NA	Water	EPA 7470A	463246
180-171248-11	DUP-01	Total/NA	Water	EPA 7470A	463246
180-171248-12	DUP-04	Total/NA	Water	EPA 7470A	463246
180-171248-13	DUP-05	Total/NA	Water	EPA 7470A	463246
180-171248-14	FB-01	Total/NA	Water	EPA 7470A	463246
180-171248-15	EB-01	Total/NA	Water	EPA 7470A	463246
MB 180-463246/1-A	Method Blank	Total/NA	Water	EPA 7470A	463246
LCS 180-463246/2-A	Lab Control Sample	Total/NA	Water	EPA 7470A	463246
180-171248-1 MS	MW-1	Total/NA	Water	EPA 7470A	463246
180-171248-1 MSD	MW-1	Total/NA	Water	EPA 7470A	463246

Prep Batch: 463701

Lab Sample ID	Client Sample ID	Prep Type	Matrix	Method	Prep Batch
180-171248-1	MW-1	Total Recoverable	Water	3005A	
180-171248-2	MW-2	Total Recoverable	Water	3005A	
180-171248-3	MW-3	Total Recoverable	Water	3005A	
180-171248-4	MW-4	Total Recoverable	Water	3005A	
180-171248-5	MW-5	Total Recoverable	Water	3005A	
180-171248-6	MW-6	Total Recoverable	Water	3005A	
180-171248-7	MW-7	Total Recoverable	Water	3005A	
180-171248-8	MW-8	Total Recoverable	Water	3005A	
180-171248-9	MW-9	Total Recoverable	Water	3005A	
180-171248-10	MW-10	Total Recoverable	Water	3005A	
180-171248-11	DUP-01	Total Recoverable	Water	3005A	
180-171248-12	DUP-04	Total Recoverable	Water	3005A	
180-171248-13	DUP-05	Total Recoverable	Water	3005A	
180-171248-14	FB-01	Total Recoverable	Water	3005A	
180-171248-15	EB-01	Total Recoverable	Water	3005A	
MB 180-463701/1-A	Method Blank	Total Recoverable	Water	3005A	
LCS 180-463701/2-A	Lab Control Sample	Total Recoverable	Water	3005A	
180-171248-1 MS	MW-1	Total Recoverable	Water	3005A	
180-171248-1 MSD	MW-1	Total Recoverable	Water	3005A	

Analysis Batch: 463957

Lab Sample ID	Client Sample ID	Prep Type	Matrix	Method	Prep Batch
180-171248-1	MW-1	Total Recoverable	Water	EPA 6020B	463701
180-171248-2	MW-2	Total Recoverable	Water	EPA 6020B	463701
180-171248-3	MW-3	Total Recoverable	Water	EPA 6020B	463701
180-171248-4	MW-4	Total Recoverable	Water	EPA 6020B	463701
180-171248-5	MW-5	Total Recoverable	Water	EPA 6020B	463701
180-171248-6	MW-6	Total Recoverable	Water	EPA 6020B	463701
180-171248-7	MW-7	Total Recoverable	Water	EPA 6020B	463701

Metals (Continued)

Analysis Batch: 463957 (Continued)

Lab Sample ID	Client Sample ID	Prep Type	Matrix	Method	Prep Batch
180-171248-8	MW-8	Total Recoverable	Water	EPA 6020B	463701
180-171248-9	MW-9	Total Recoverable	Water	EPA 6020B	463701
180-171248-10	MW-10	Total Recoverable	Water	EPA 6020B	463701
180-171248-11	DUP-01	Total Recoverable	Water	EPA 6020B	463701
180-171248-12	DUP-04	Total Recoverable	Water	EPA 6020B	463701
180-171248-13	DUP-05	Total Recoverable	Water	EPA 6020B	463701
180-171248-14	FB-01	Total Recoverable	Water	EPA 6020B	463701
180-171248-15	EB-01	Total Recoverable	Water	EPA 6020B	463701
MB 180-463701/1-A	Method Blank	Total Recoverable	Water	EPA 6020B	463701
LCS 180-463701/2-A	Lab Control Sample	Total Recoverable	Water	EPA 6020B	463701
180-171248-1 MS	MW-1	Total Recoverable	Water	EPA 6020B	463701
180-171248-1 MSD	MW-1	Total Recoverable	Water	EPA 6020B	463701

General Chemistry

Analysis Batch: 463334

Lab Sample ID	Client Sample ID	Prep Type	Matrix	Method	Prep Batch
180-171248-3	MW-3	Total/NA	Water	SM 2540C	
180-171248-6	MW-6	Total/NA	Water	SM 2540C	
180-171248-7	MW-7	Total/NA	Water	SM 2540C	
180-171248-11	DUP-01	Total/NA	Water	SM 2540C	
MB 180-463334/1	Method Blank	Total/NA	Water	SM 2540C	
LCS 180-463334/2	Lab Control Sample	Total/NA	Water	SM 2540C	

Analysis Batch: 463335

Lab Sample ID	Client Sample ID	Prep Type	Matrix	Method	Prep Batch
180-171248-1	MW-1	Total/NA	Water	SM 2540C	
180-171248-2	MW-2	Total/NA	Water	SM 2540C	
MB 180-463335/1	Method Blank	Total/NA	Water	SM 2540C	
LCS 180-463335/2	Lab Control Sample	Total/NA	Water	SM 2540C	
180-171248-2 DU	MW-2	Total/NA	Water	SM 2540C	

Analysis Batch: 463508

Lab Sample ID	Client Sample ID	Prep Type	Matrix	Method	Prep Batch
180-171248-5	MW-5	Total/NA	Water	SM 2540C	
180-171248-10	MW-10	Total/NA	Water	SM 2540C	
180-171248-12	DUP-04	Total/NA	Water	SM 2540C	
MB 180-463508/1	Method Blank	Total/NA	Water	SM 2540C	
LCS 180-463508/2	Lab Control Sample	Total/NA	Water	SM 2540C	

Analysis Batch: 463510

Lab Sample ID	Client Sample ID	Prep Type	Matrix	Method	Prep Batch
180-171248-4	MW-4	Total/NA	Water	SM 2540C	
180-171248-8	MW-8	Total/NA	Water	SM 2540C	
180-171248-9	MW-9	Total/NA	Water	SM 2540C	
180-171248-13	DUP-05	Total/NA	Water	SM 2540C	
180-171248-14	FB-01	Total/NA	Water	SM 2540C	
180-171248-15	EB-01	Total/NA	Water	SM 2540C	
MB 180-463510/1	Method Blank	Total/NA	Water	SM 2540C	
LCS 180-463510/2	Lab Control Sample	Total/NA	Water	SM 2540C	

Field Service / Mobile Lab

Analysis Batch: 463881

Lab Sample ID	Client Sample ID	Prep Type	Matrix	Method	Prep Batch
180-171248-1	MW-1	Total/NA	Water	Field Sampling	
180-171248-2	MW-2	Total/NA	Water	Field Sampling	
180-171248-3	MW-3	Total/NA	Water	Field Sampling	
180-171248-4	MW-4	Total/NA	Water	Field Sampling	
180-171248-5	MW-5	Total/NA	Water	Field Sampling	
180-171248-6	MW-6	Total/NA	Water	Field Sampling	
180-171248-7	MW-7	Total/NA	Water	Field Sampling	
180-171248-8	MW-8	Total/NA	Water	Field Sampling	
180-171248-9	MW-9	Total/NA	Water	Field Sampling	
180-171248-10	MW-10	Total/NA	Water	Field Sampling	

Eurofins TestAmerica, Pittsburgh
301 Alpha Drive RIDC Park
Pittsburgh, PA 15238
Phone (412) 963-7058 Fax (412) 963-2468

Chain of Custody Record

eurofins | Environment Testing America

Client Information	Sampler: Rick Hagendorfer / Keith Krisman	Lab PM: Brown, Shali	Carrier Tracking No(s):	COC No:
Client Contact: SCS Contacts	Phone: 850-336-0192	E-Mail: shali.brown@eurofinset.com		Page: 1 of 2
Company: SCS				Job #:
Address: 3535 Colonnade Pkwy Bin S 530 EC	Due Date Requested:			
City: Birmingham	TAT Requested (days):			
State, Zip: Alabama				
Phone: 205 992 6283	PO #:			
Email: SCS Contacts	WO #:			
Project Name: Daniel GSA CCR	Project #: 18020047			
Site:	SSOW#:			

Analysis Requested

Preservation Codes:

A - HCL	M - Hexane
B - NaOH	N - None
C - Zn Acetate	O - AsNaO2
D - Nitric Acid	P - Na2O4S
E - NaHSO4	Q - Na2SO3
F - MeOH	R - Na2S2O3
G - Amchlor	S - H2SO4
H - Ascorbic Acid	T - TSP Dodecahydrate
I - Ice	U - Acetone
J - DI Water	V - MCAA
K - EDTA	W - pH 4-5
L - EDA	Z - other (specify)

Other:

Sample Identification	Sample Date	Sample Time	Sample Type (C=comp, G=grab)	Matrix (W=water, S=solid, O=waste/oil, BT=Tissue, A=Air)	Field Filtered Sample (Yes or No)	Perform MS/MSD (Yes or No)	6020B Custom 14 (App III and IV)	7470 Mercury	90656 Chloride Fluoride Sulfate	Total Dissolved Solids	Ra 226 Ra 228 and Combined	Total Number of containers	Special Instructions/Note:
			Preservation Code:										
MW-1	3-19-24	1445	G	W	N		X	X	X	X	X	6	
MW-2	3-19-24	1832	G	W	N		X	X	X	X	X	6	
MW-3	3-18-24	1537	G	W	N		X	X	X	X	X	6	
MW-4	3-19-24	0947	G	W	N		X	X	X	X	X	6	
MW-5	3-19-24	1109	G	W	N		X	X	X	X	X	6	
MW-6	3-18-24	1714	G	W	N		X	X	X	X	X	6	
MW-7	3-18-24	1358	G	W	N		X	X	X	X	X	6	
MW-8	3-20-24	0930	G	W	N		X	X	X	X	X	6	
MW-9	3-20-24	1109	G	W	N		X	X	X	X	X	6	
MW-10	3-19-24	1613	G	W	N		X	X	X	X	X	6	
DUP-01	3-18-24	1437	G	W	N		X	X	X	X	X	6	

180-171248 Chain of Custody

Possible Hazard Identification
☐ Non-Hazard ☐ Flammable ☐ Skin Irritant ☐ Poison B ☐ Unknown ☐ Radiological

Sample Disposal (A fee may be assessed if samples are retained longer than 1 month)
☐ Return To Client ☐ Disposal By Lab ☐ Archive For _____ Months

Deliverable Requested I, II, III, IV, Other (specify)

Special Instructions/QC Requirements

Empty Kit Relinquished by:	Date	Time	Method of Shipment:

	Relinquished by	Date/Time	Company	Received by	Date/Time	Company
1		3-20-24 1234	EHEN		3-21-24 0930	EPMWE
2	Relinquished by	Date/Time	Company	Received by	Date/Time	Company
3	Relinquished by	Date/Time	Company	Received by	Date/Time	Company

Custody Seals Intact: Δ Yes Δ No | Custody Seal No | Cooler Temperature(s) °C and Other Remarks

Ver. 01/16/2019

Eurofins TestAmerica, Pittsburgh
301 Alpha Drive RIDC Park
Pittsburgh, PA 15238
Phone (412) 963-7058 Fax (412) 963-2468

Chain of Custody Record

eurofins | Environment Testing America

Client Information	Sampler: Rick Hagendorfer / Keith Krisman	Lab PM: Brown, Shali	Carrier Tracking No(s)	COC No
Client Contact: SCS Contacts	Phone: 850-336-0192	E-Mail: shali.brown@eurofinset.com		Page: 2 of 2
Company: SCS				Job #:
Address: 3535 Colonnade Pkwy Bin S 530 EC	Due Date Requested:			
City: Birmingham	TAT Requested (days):			
State, Zip: Alabama				
Phone: 205 992 6283	PO #:			
Email: SCS Contacts	WO #:			
Project Name: Daniel GSA CCR	Project #: 18020047			
Site:	SSOW#:			

Analysis Requested

Preservation Codes:

A - HCL, B - NaOH, C - Zn Acetate, D - Nitric Acid, E - NaHSO4, F - MeOH, G - Amchlor, H - Ascorbic Acid, I - Ice, J - DI Water, K - EDTA, L - EDA, M - Hexane, N - None, O - AsNaO2, P - Na2O4S, Q - Na2SO3, R - Na2S2O3, S - H2SO4, T - TSP Dodecahydrate, U - Acetone, V - MCAA, W - pH 4-5, Z - other (specify)

Other:

Sample Identification	Sample Date	Sample Time	Sample Type (C=comp, G=grab)	Matrix (W=water, S=solid, O=waste/oil, BT=Tissue, A=Air)	Field Filtered Sample (Yes or No)	Perform MS/MSD (Yes or No)	6020B Custom 14 (App III and IV)	7470 Mercury	90656 Chloride Fluoride Sulfate	Total Dissolved Solids	Ra 226 Ra 228 and Combined	Total Number of containers	Special Instructions/Note:
			Preservation Code:										
DUP-04	3-19-24	1513	G	W	No		X	X	X	X	X	6	
DUP-05	3-20-24	0830	G	W	No		X	X	X	X	X	6	
FB-01	3-21-24	0750	G	W	No		X	X	X	X	X	6	
EB-01	3-20-24	0757	G	W	No		X	X	X	X	X	6	

Possible Hazard Identification
☐ Non-Hazard ☐ Flammable ☐ Skin Irritant ☐ Poison B ☐ Unknown ☐ Radiological

Sample Disposal (A fee may be assessed if samples are retained longer than 1 month)
☐ Return To Client ☐ Disposal By Lab ☐ Archive For _____ Months

Deliverable Requested: I, II, III, IV, Other (specify)

Special Instructions/QC Requirements

Empty Kit Relinquished by	Date:	Time	Method of Shipment:

Relinquished by	Date/Time	Company	Received by	Date/Time	Company
[signature]	3-20-24 1234	ROH ENV.	[signature]	3-21-24 0930	FAIRWE

Custody Seals Intact	Custody Seal No	Cooler Temperature(s) °C and Other Remarks
Δ Yes Δ No		

Ver 01/16/2019

4/2/2024



1
2
3
4
5
6
7
8
9
10
11
12
13

Do not lift using this tag.

ORIGIN ID:MOBA (850) 336-0192
TESTAMERICA PITTSBURGH LAB
SEE CHEERS 5 BEFORE BILL
301 ALPHA DR
PITTSBURGH, PA 15238
UNITED STATES US

SHIP DATE: 20MAR24
ACTWGT: 70.40 LB
CAD: 6994562/SSFE2500
DIMS: 24x13x14 IN
BILL THIRD PARTY

Part# 156297-435 FRDB EXP 12/24

TO EUROFINS TESTAMERICA
301 ALPHA DR RIDC PARK
PITTSBURGH PA 15238
(412) 963-7058
INV:
PO:
REF:
DEPT:

FedEx Express

J241024011001uv

4 of 7
MPS# 0263 2724 1868 2622
Mstr# 2724 1868 2596
020
XS AGCA

RT 198
FZ 197
1
10:30
A
2622
03.21

10:30A
VERNIGHT
15238
PA-US PIT

Uncorrected temp 3.9 °C
Thermometer ID 17
CF -0.3 Initials AR
PT-WI-SR-001 effective 11/8/18

180-171248 Waybill

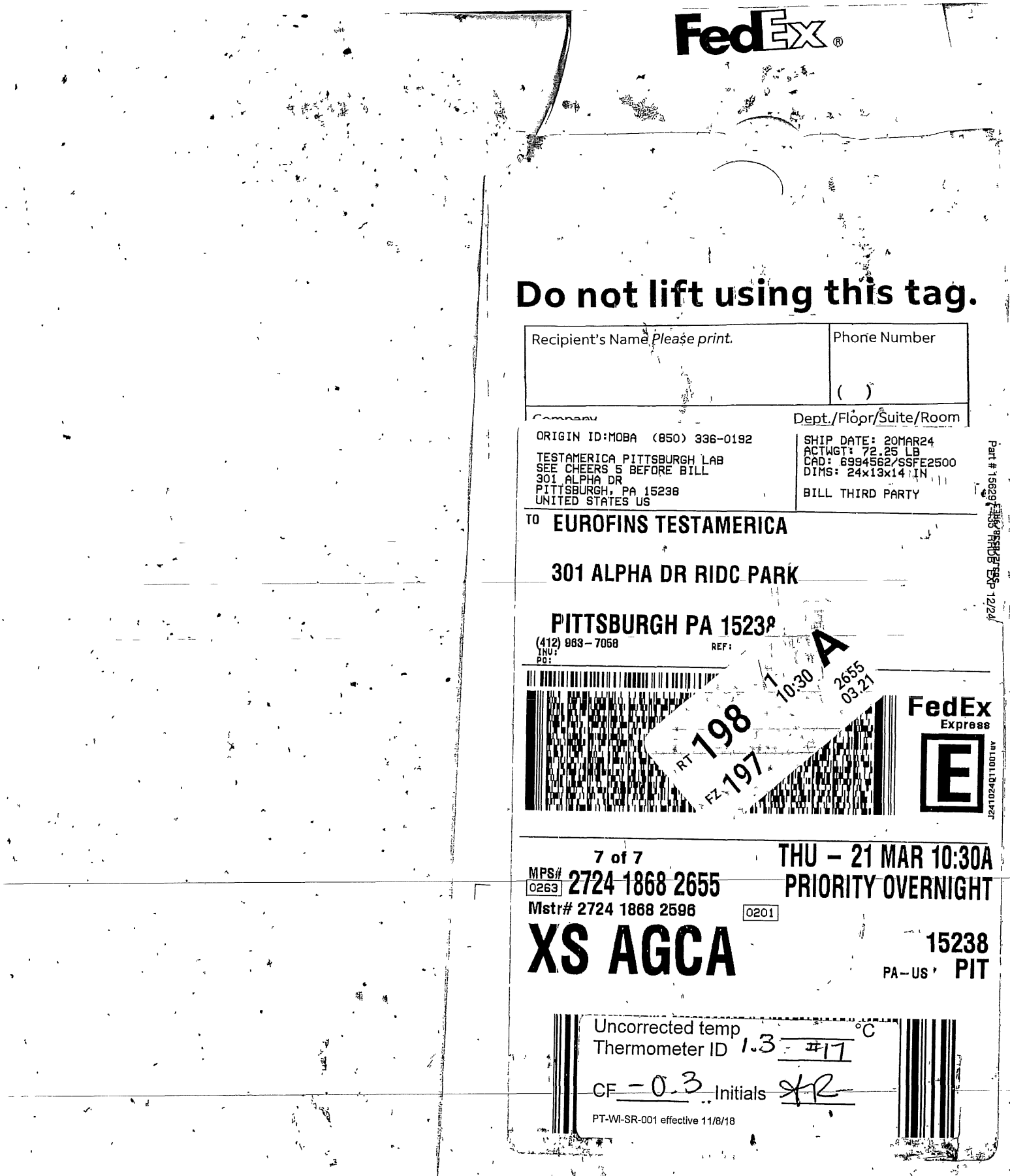

FedEx®

Do not lift using this tag.

Recipient's Name *Please print.*	Phone Number
	( )
Company	Dept./Floor/Suite/Room

ORIGIN ID:MOBA (850) 336-0192

TESTAMERICA PITTSBURGH LAB
SEE CHEERS 5 BEFORE BILL
301 ALPHA DR
PITTSBURGH, PA 15238
UNITED STATES US

SHIP DATE: 20MAR24
ACTWGT: 72.25 LB
CAD: 6994562/SSFE2500
DIMS: 24x13x14 IN

BILL THIRD PARTY

Part # 156297-[illegible] RADB EXP 12/24

TO **EUROFINS TESTAMERICA**

301 ALPHA DR RIDC PARK

PITTSBURGH PA 15238

(412) 963-7058 REF:
INV:
PO:

1 10:30 A
2655
03.21

RT 198
FZ 197

FedEx Express

E

J241024Q11001uv

7 of 7

MPS# 0263 2724 1868 2655

Mstr# 2724 1868 2596 0201

THU - 21 MAR 10:30A
PRIORITY OVERNIGHT

XS AGCA

15238
PA-US **PIT**

Uncorrected temp °C
Thermometer ID 1.3 #17
CF -0.3 Initials [illegible]

PT-WI-SR-001 effective 11/8/18



1
2
3
4
5
6
7
8
9
10
11
12
13

FedEx®

Do not lift using this tag.

ORIGIN ID:MOBA (850) 336-0192
TESTAMERICA PITTSBURGH LAB
SEE CHEERS 5 BEFORE BILL
301 ALPHA DR
PITTSBURGH, PA 15238
UNITED STATES US

SHIP DATE: 20MAR24
ACTWGT: 66.50 LB
CAD: 6994562/SSFE2500
DIMS: 24x13x14 IN
BILL THIRD PARTY

Part # 156297-435 RRDB EXP 12/24

TO EUROFINS TESTAMERICA
301 ALPHA DR RIDC PARK
PITTSBURGH PA 15238
(412) 963-7058
INV:
PO:
REF:
DEPT:

FedEx Express
E
J241024011001uv

3 of 7
MPS# 0263 2724 1868 26
Mstr# 2724 1868 2
XS AG

RT 198
FZ 197
1 10:30 A
2611 03.21

AR 10:30A
OVERNIGHT
15238
PA-US PIT

Uncorrected temp
Thermometer ID 2.8 #17
CF -0.3 Initials AR
PT-WI-SR-001 effective 11/8/18



Courier or Driver: Place Astra or barcode label here.


FedEx
Do not lift using this tag.
ORIGIN ID:MOBA (850) 336-0192
TESTAMERICA PITTSBURGH LAB
SEE CHEERS 5 BEFORE BILL
301 ALPHA DR
PITTSBURGH, PA 15238
UNITED STATES US
SHIP DATE: 20MAR24
ACTWGT: 70.15 LB
CAD: 6994562/SSFE2500
DIMS: 24x13x14 IN
BILL THIRD PARTY
TO EUROFINS TESTAMERICA
301 ALPHA DR RIDC PARK
PITTSBURGH PA 15238
(412) 963-7058
REF:
INV:
PO:
Uncorrected temp 3.4 °C
Thermometer ID 21
CF 0.9 Initials MR
PT-WI-SR-001 effective 11/8/18
FedEx Express
6 of 7
MPS# 0263 2724 1868 2644
Mstr# 2724 1868 2596
0201
THU - 21 MAR 10:30A
PRIORITY OVERNIGHT
XS AGCA
15238
PA-US PIT


FedEx
TO EUROFINS TESTAMERICA
301 ALPHA DR RIDC PARK
PITTSBURGH PA 15238
(412) 963-7058
INV:
PO:
REF:
DEPT:
Uncorrected temp 3.4 °C
Thermometer ID 21
CF -0.9 Initials
PT-WI-SR-001 effective 11/8/18
FedEx Express
1 of 7
TRK# 0201 2724 1868 2596
MASTER
XS AGCA
THU - 21 MAR 10:30A
PRIORITY OVERNIGHT
AHS
15238
PA-US PIT
RT 198 1 10:30 A 2596 03 21
FZ 197

Login Sample Receipt Checklist

Client: Southern Company

Job Number: 180-171248-1

Login Number: 171248
List Number: 1
Creator: Abernathy, Eric L

List Source: Eurofins Pittsburgh

Question	Answer	Comment
Radioactivity wasn't checked or is </= background as measured by a survey meter.	N/A	
The cooler's custody seal, if present, is intact.	True	
Sample custody seals, if present, are intact.	True	
The cooler or samples do not appear to have been compromised or tampered with.	True	
Samples were received on ice.	True	
Cooler Temperature is acceptable.	True	
Cooler Temperature is recorded.	True	
COC is present.	True	
COC is filled out in ink and legible.	True	
COC is filled out with all pertinent information.	True	
Is the Field Sampler's name present on COC?	True	
There are no discrepancies between the containers received and the COC.	True	
Samples are received within Holding Time (excluding tests with immediate HTs)	True	
Sample containers have legible labels.	True	
Containers are not broken or leaking.	True	
Sample collection date/times are provided.	True	
Appropriate sample containers are used.	True	
Sample bottles are completely filled.	True	
Sample Preservation Verified.	True	
There is sufficient vol. for all requested analyses, incl. any requested MS/MSDs	True	
Containers requiring zero headspace have no headspace or bubble is <6mm (1/4").	True	
Multiphasic samples are not present.	True	
Samples do not require splitting or compositing.	True	
Residual Chlorine Checked.	N/A	

eurofins | Environment Testing

ANALYTICAL REPORT

PREPARED FOR

Attn: Robert (Trey) Singleton
Southern Company
3535 Colonnade Parkway
Bin S 530 EC
Birmingham, Alabama 35243

Generated 4/22/2024 6:03:25 PM

JOB DESCRIPTION

Plant Daniel GSA CCR

JOB NUMBER

180-171248-2

Eurofins Pittsburgh
301 Alpha Drive
RIDC Park
Pittsburgh PA 15238

See page two for job notes and contact information.

myEOL

Job Notes

This report may not be reproduced except in full, and with written approval from the laboratory. The results relate only to the samples tested. For questions please contact the Project Manager at the e-mail address or telephone number listed on this page.

PA Lab ID: 02-00416

The test results in this report relate only to the samples as received by the laboratory and will meet all requirements of the methodology, with any exceptions noted. This report shall not be reproduced except in full, without the express written approval of the laboratory. All questions should be directed to the Eurofins Pittsburgh Project Manager.

Authorization



Generated
4/22/2024 6:03:25 PM

Authorized for release by
Shali Brown, Project Manager II
Shali.Brown@et.eurofinsus.com
(615)301-5031

Table of Contents

Cover Page 1
Table of Contents 3
Case Narrative 4
Definitions/Glossary 5
Certification Summary 6
Sample Summary 7
Method Summary 8
Lab Chronicle 9
Client Sample Results 14
QC Sample Results 23
QC Association Summary 24
Chain of Custody 25
Receipt Checklists 35

Job ID: 180-171248-2 — Eurofins Pittsburgh

Job Narrative
180-171248-2

Analytical test results meet all requirements of the associated regulatory program listed on the Accreditation/Certification Summary Page unless otherwise noted under the individual analysis. Data qualifiers are applied to indicate exceptions. Noncompliant quality control (QC) is further explained in narrative comments.

- Matrix QC may not be reported if insufficient sample or site-specific QC samples were not submitted. In these situations, to demonstrate precision and accuracy at a batch level, a LCS/LCSD may be performed, unless otherwise specified in the method.
- Surrogate and/or isotope dilution analyte recoveries (if applicable) which are outside of the QC window are confirmed unless attributed to a dilution or otherwise noted in the narrative.

Regulated compliance samples (e.g. SDWA, NPDES) must comply with the associated agency requirements/permits.

Receipt
The samples were received on 3/21/2024 9:30 AM. Unless otherwise noted below, the samples arrived in good condition, and, where required, properly preserved and on ice. The temperatures of the 6 coolers at receipt time were 1.0°C, 2.5°C, 2.5°C, 2.5°C, 3.6°C and 4.0°C.

Gas Flow Proportional Counter
No additional analytical or quality issues were noted, other than those described above or in the Definitions/ Glossary page.

Rad
No additional analytical or quality issues were noted, other than those described above or in the Definitions/ Glossary page.

Definitions/Glossary

Client: Southern Company
Project/Site: Plant Daniel GSA CCR

Job ID: 180-171248-2

Qualifiers

Rad

Qualifier	Qualifier Description
U	Result is less than the sample detection limit.

Glossary

Abbreviation	These commonly used abbreviations may or may not be present in this report.
¤	Listed under the "D" column to designate that the result is reported on a dry weight basis
%R	Percent Recovery
CFL	Contains Free Liquid
CFU	Colony Forming Unit
CNF	Contains No Free Liquid
DER	Duplicate Error Ratio (normalized absolute difference)
Dil Fac	Dilution Factor
DL	Detection Limit (DoD/DOE)
DL, RA, RE, IN	Indicates a Dilution, Re-analysis, Re-extraction, or additional Initial metals/anion analysis of the sample
DLC	Decision Level Concentration (Radiochemistry)
EDL	Estimated Detection Limit (Dioxin)
LOD	Limit of Detection (DoD/DOE)
LOQ	Limit of Quantitation (DoD/DOE)
MCL	EPA recommended "Maximum Contaminant Level"
MDA	Minimum Detectable Activity (Radiochemistry)
MDC	Minimum Detectable Concentration (Radiochemistry)
MDL	Method Detection Limit
ML	Minimum Level (Dioxin)
MPN	Most Probable Number
MQL	Method Quantitation Limit
NC	Not Calculated
ND	Not Detected at the reporting limit (or MDL or EDL if shown)
NEG	Negative / Absent
POS	Positive / Present
PQL	Practical Quantitation Limit
PRES	Presumptive
QC	Quality Control
RER	Relative Error Ratio (Radiochemistry)
RL	Reporting Limit or Requested Limit (Radiochemistry)
RPD	Relative Percent Difference, a measure of the relative difference between two points
TEF	Toxicity Equivalent Factor (Dioxin)
TEQ	Toxicity Equivalent Quotient (Dioxin)
TNTC	Too Numerous To Count

Accreditation/Certification Summary

Client: Southern Company
Project/Site: Plant Daniel GSA CCR

Job ID: 180-171248-2

Laboratory: Eurofins St. Louis

All accreditations/certifications held by this laboratory are listed. Not all accreditations/certifications are applicable to this report.

Authority	Program	Identification Number	Expiration Date
Alaska (UST)	State	20-001	05-06-25
ANAB	Dept. of Defense ELAP	L2305	04-06-25
ANAB	Dept. of Energy	L2305.01	04-06-25
ANAB	ISO/IEC 17025	L2305	04-06-25
Arizona	State	AZ0813	12-08-24
California	Los Angeles County Sanitation Districts	10259	06-30-22 *
California	State	2886	06-30-24
Connecticut	State	PH-0241	03-31-25
Florida	NELAP	E87689	06-30-24
HI - RadChem Recognition	State	n/a	06-30-24
Illinois	NELAP	200023	11-30-24
Iowa	State	373	12-01-24
Kansas	NELAP	E-10236	10-31-24
Kentucky (DW)	State	KY90125	12-31-24
Kentucky (WW)	State	KY90125 (Permit KY0004049)	12-31-24
Louisiana	NELAP	04080	06-30-22 *
Louisiana (All)	NELAP	04080	06-30-24
Louisiana (DW)	State	LA011	12-31-24
Maryland	State	310	09-30-24
Massachusetts	State	M-MO054	06-30-24
MI - RadChem Recognition	State	9005	06-30-24
Missouri	State	780	06-30-25
Nevada	State	MO00054	07-31-24
New Jersey	NELAP	MO002	06-30-24
New Mexico	State	MO00054	06-30-24
New York	NELAP	11616	03-31-25
North Carolina (DW)	State	29700	07-31-24
North Dakota	State	R-207	06-30-24
Oklahoma	NELAP	9997	08-31-24
Oregon	NELAP	4157	09-01-24
Pennsylvania	NELAP	68-00540	02-28-25
South Carolina	State	85002001	06-30-24
Texas	NELAP	T104704193	07-31-24
US Fish & Wildlife	US Federal Programs	058448	07-31-24
USDA	US Federal Programs	P330-17-00028	05-18-26
Utah	NELAP	MO00054	07-31-24
Virginia	NELAP	10310	06-15-25
Washington	State	C592	08-30-24
West Virginia DEP	State	381	10-31-24

* Accreditation/Certification renewal pending - accreditation/certification considered valid.

Sample Summary

Client: Southern Company
Project/Site: Plant Daniel GSA CCR

Job ID: 180-171248-2

Lab Sample ID	Client Sample ID	Matrix	Collected	Received
180-171248-1	MW-1	Water	03/19/24 14:45	03/21/24 09:30
180-171248-2	MW-2	Water	03/19/24 18:32	03/21/24 09:30
180-171248-3	MW-3	Water	03/18/24 15:37	03/21/24 09:30
180-171248-4	MW-4	Water	03/19/24 09:47	03/21/24 09:30
180-171248-5	MW-5	Water	03/19/24 11:09	03/21/24 09:30
180-171248-6	MW-6	Water	03/18/24 17:14	03/21/24 09:30
180-171248-7	MW-7	Water	03/18/24 13:58	03/21/24 09:30
180-171248-8	MW-8	Water	03/20/24 09:30	03/21/24 09:30
180-171248-9	MW-9	Water	03/20/24 11:09	03/21/24 09:30
180-171248-10	MW-10	Water	03/19/24 16:13	03/21/24 09:30
180-171248-11	DUP-01	Water	03/18/24 14:37	03/21/24 09:30
180-171248-12	DUP-04	Water	03/19/24 15:13	03/21/24 09:30
180-171248-13	DUP-05	Water	03/20/24 08:30	03/21/24 09:30
180-171248-14	FB-01	Water	03/20/24 07:50	03/21/24 09:30
180-171248-15	EB-01	Water	03/20/24 07:57	03/21/24 09:30

Method Summary

Client: Southern Company
Project/Site: Plant Daniel GSA CCR

Job ID: 180-171248-2

Method	Method Description	Protocol	Laboratory
9315	Radium-226 (GFPC)	SW846	EET SL
9320	Radium-228 (GFPC)	SW846	EET SL
Ra226_Ra228	Combined Radium-226 and Radium-228	TAL-STL	EET SL
PrecSep_0	Preparation, Precipitate Separation	None	EET SL
PrecSep-21	Preparation, Precipitate Separation (21-Day In-Growth)	None	EET SL

Protocol References:

None = None

SW846 = "Test Methods For Evaluating Solid Waste, Physical/Chemical Methods", Third Edition, November 1986 And Its Updates.

TAL-STL = TestAmerica Laboratories, St. Louis, Facility Standard Operating Procedure.

Laboratory References:

EET SL = Eurofins St. Louis, 13715 Rider Trail North, Earth City, MO 63045, TEL (314)298-8566

Client Sample ID: MW-1

Lab Sample ID: 180-171248-1

Date Collected: 03/19/24 14:45

Matrix: Water

Date Received: 03/21/24 09:30

Prep Type	Batch Type	Batch Method	Run	Dil Factor	Initial Amount	Final Amount	Batch Number	Prepared or Analyzed	Analyst	Lab
Total/NA	Prep	PrecSep-21			1000.23 mL	1.0 g	654161	03/27/24 09:07	KAK	EET SL
Total/NA	Analysis	9315		1			657471	04/18/24 09:20	SWS	EET SL
	Instrument ID: GFPCRED									
Total/NA	Prep	PrecSep_0			1000.23 mL	1.0 g	654163	03/27/24 09:11	KAK	EET SL
Total/NA	Analysis	9320		1			655506	04/05/24 11:39	SCB	EET SL
	Instrument ID: GFPCRED									
Total/NA	Analysis	Ra226_Ra228		1			658129	04/22/24 15:13	EMH	EET SL
	Instrument ID: NOEQUIP									

Client Sample ID: MW-2

Lab Sample ID: 180-171248-2

Date Collected: 03/19/24 18:32

Matrix: Water

Date Received: 03/21/24 09:30

Prep Type	Batch Type	Batch Method	Run	Dil Factor	Initial Amount	Final Amount	Batch Number	Prepared or Analyzed	Analyst	Lab
Total/NA	Prep	PrecSep-21			991.17 mL	1.0 g	654161	03/27/24 09:07	KAK	EET SL
Total/NA	Analysis	9315		1			657471	04/18/24 09:20	SWS	EET SL
	Instrument ID: GFPCRED									
Total/NA	Prep	PrecSep_0			991.17 mL	1.0 g	654163	03/27/24 09:11	KAK	EET SL
Total/NA	Analysis	9320		1			655506	04/05/24 11:39	SCB	EET SL
	Instrument ID: GFPCRED									
Total/NA	Analysis	Ra226_Ra228		1			658129	04/22/24 15:13	EMH	EET SL
	Instrument ID: NOEQUIP									

Client Sample ID: MW-3

Lab Sample ID: 180-171248-3

Date Collected: 03/18/24 15:37

Matrix: Water

Date Received: 03/21/24 09:30

Prep Type	Batch Type	Batch Method	Run	Dil Factor	Initial Amount	Final Amount	Batch Number	Prepared or Analyzed	Analyst	Lab
Total/NA	Prep	PrecSep-21			990.66 mL	1.0 g	654161	03/27/24 09:07	KAK	EET SL
Total/NA	Analysis	9315		1			657471	04/18/24 09:20	SWS	EET SL
	Instrument ID: GFPCRED									
Total/NA	Prep	PrecSep_0			990.66 mL	1.0 g	654163	03/27/24 09:11	KAK	EET SL
Total/NA	Analysis	9320		1			655506	04/05/24 11:39	SCB	EET SL
	Instrument ID: GFPCRED									
Total/NA	Analysis	Ra226_Ra228		1			658129	04/22/24 15:13	EMH	EET SL
	Instrument ID: NOEQUIP									

Client Sample ID: MW-4

Lab Sample ID: 180-171248-4

Date Collected: 03/19/24 09:47

Matrix: Water

Date Received: 03/21/24 09:30

Prep Type	Batch Type	Batch Method	Run	Dil Factor	Initial Amount	Final Amount	Batch Number	Prepared or Analyzed	Analyst	Lab
Total/NA	Prep	PrecSep-21			994.19 mL	1.0 g	654161	03/27/24 09:07	KAK	EET SL
Total/NA	Analysis	9315		1			657471	04/18/24 09:20	SWS	EET SL
	Instrument ID: GFPCRED									

Client Sample ID: MW-4

Lab Sample ID: 180-171248-4

Date Collected: 03/19/24 09:47

Matrix: Water

Date Received: 03/21/24 09:30

Prep Type	Batch Type	Batch Method	Run	Dil Factor	Initial Amount	Final Amount	Batch Number	Prepared or Analyzed	Analyst	Lab
Total/NA	Prep	PrecSep_0			994.19 mL	1.0 g	654163	03/27/24 09:11	KAK	EET SL
Total/NA	Analysis	9320		1			655506	04/05/24 11:39	SCB	EET SL
	Instrument ID: GFPCRED									
Total/NA	Analysis	Ra226_Ra228		1			658129	04/22/24 15:13	EMH	EET SL
	Instrument ID: NOEQUIP									

Client Sample ID: MW-5

Lab Sample ID: 180-171248-5

Date Collected: 03/19/24 11:09

Matrix: Water

Date Received: 03/21/24 09:30

Prep Type	Batch Type	Batch Method	Run	Dil Factor	Initial Amount	Final Amount	Batch Number	Prepared or Analyzed	Analyst	Lab
Total/NA	Prep	PrecSep-21			993.55 mL	1.0 g	654161	03/27/24 09:07	KAK	EET SL
Total/NA	Analysis	9315		1			657471	04/18/24 09:20	SWS	EET SL
	Instrument ID: GFPCRED									
Total/NA	Prep	PrecSep_0			993.55 mL	1.0 g	654163	03/27/24 09:11	KAK	EET SL
Total/NA	Analysis	9320		1			655506	04/05/24 11:39	SCB	EET SL
	Instrument ID: GFPCRED									
Total/NA	Analysis	Ra226_Ra228		1			658129	04/22/24 15:13	EMH	EET SL
	Instrument ID: NOEQUIP									

Client Sample ID: MW-6

Lab Sample ID: 180-171248-6

Date Collected: 03/18/24 17:14

Matrix: Water

Date Received: 03/21/24 09:30

Prep Type	Batch Type	Batch Method	Run	Dil Factor	Initial Amount	Final Amount	Batch Number	Prepared or Analyzed	Analyst	Lab
Total/NA	Prep	PrecSep-21			997.47 mL	1.0 g	654161	03/27/24 09:07	KAK	EET SL
Total/NA	Analysis	9315		1			657471	04/18/24 09:20	SWS	EET SL
	Instrument ID: GFPCRED									
Total/NA	Prep	PrecSep_0			997.47 mL	1.0 g	654163	03/27/24 09:11	KAK	EET SL
Total/NA	Analysis	9320		1			655506	04/05/24 11:40	SCB	EET SL
	Instrument ID: GFPCRED									
Total/NA	Analysis	Ra226_Ra228		1			658129	04/22/24 15:13	EMH	EET SL
	Instrument ID: NOEQUIP									

Client Sample ID: MW-7

Lab Sample ID: 180-171248-7

Date Collected: 03/18/24 13:58

Matrix: Water

Date Received: 03/21/24 09:30

Prep Type	Batch Type	Batch Method	Run	Dil Factor	Initial Amount	Final Amount	Batch Number	Prepared or Analyzed	Analyst	Lab
Total/NA	Prep	PrecSep-21			998.25 mL	1.0 g	654161	03/27/24 09:07	KAK	EET SL
Total/NA	Analysis	9315		1			657471	04/18/24 12:00	SWS	EET SL
	Instrument ID: GFPCRED									
Total/NA	Prep	PrecSep_0			998.25 mL	1.0 g	654163	03/27/24 09:11	KAK	EET SL
Total/NA	Analysis	9320		1			655506	04/05/24 11:40	SCB	EET SL
	Instrument ID: GFPCRED									

Client Sample ID: MW-7

Lab Sample ID: 180-171248-7

Date Collected: 03/18/24 13:58

Matrix: Water

Date Received: 03/21/24 09:30

Prep Type	Batch Type	Batch Method	Run	Dil Factor	Initial Amount	Final Amount	Batch Number	Prepared or Analyzed	Analyst	Lab
Total/NA	Analysis	Ra226_Ra228		1			658129	04/22/24 15:13	EMH	EET SL

Client Sample ID: MW-8

Lab Sample ID: 180-171248-8

Date Collected: 03/20/24 09:30

Matrix: Water

Date Received: 03/21/24 09:30

Prep Type	Batch Type	Batch Method	Run	Dil Factor	Initial Amount	Final Amount	Batch Number	Prepared or Analyzed	Analyst	Lab
Total/NA	Prep	PrecSep-21			992.21 mL	1.0 g	654161	03/27/24 09:07	KAK	EET SL
Total/NA	Analysis	9315		1			657623	04/18/24 12:04	SWS	EET SL
	Instrument ID: GFPCPURPLE									
Total/NA	Prep	PrecSep_0			992.21 mL	1.0 g	654163	03/27/24 09:11	KAK	EET SL
Total/NA	Analysis	9320		1			655506	04/05/24 11:40	SCB	EET SL
	Instrument ID: GFPCRED									
Total/NA	Analysis	Ra226_Ra228		1			658129	04/22/24 15:13	EMH	EET SL
	Instrument ID: NOEQUIP									

Client Sample ID: MW-9

Lab Sample ID: 180-171248-9

Date Collected: 03/20/24 11:09

Matrix: Water

Date Received: 03/21/24 09:30

Prep Type	Batch Type	Batch Method	Run	Dil Factor	Initial Amount	Final Amount	Batch Number	Prepared or Analyzed	Analyst	Lab
Total/NA	Prep	PrecSep-21			994.26 mL	1.0 g	654161	03/27/24 09:07	KAK	EET SL
Total/NA	Analysis	9315		1			657623	04/18/24 12:04	SWS	EET SL
	Instrument ID: GFPCPURPLE									
Total/NA	Prep	PrecSep_0			994.26 mL	1.0 g	654163	03/27/24 09:11	KAK	EET SL
Total/NA	Analysis	9320		1			655549	04/05/24 11:51	SCB	EET SL
	Instrument ID: GFPCBLUE									
Total/NA	Analysis	Ra226_Ra228		1			658129	04/22/24 15:13	EMH	EET SL
	Instrument ID: NOEQUIP									

Client Sample ID: MW-10

Lab Sample ID: 180-171248-10

Date Collected: 03/19/24 16:13

Matrix: Water

Date Received: 03/21/24 09:30

Prep Type	Batch Type	Batch Method	Run	Dil Factor	Initial Amount	Final Amount	Batch Number	Prepared or Analyzed	Analyst	Lab
Total/NA	Prep	PrecSep-21			995.20 mL	1.0 g	654161	03/27/24 09:07	KAK	EET SL
Total/NA	Analysis	9315		1			657471	04/18/24 15:15	SWS	EET SL
	Instrument ID: GFPCRED									
Total/NA	Prep	PrecSep_0			995.20 mL	1.0 g	654163	03/27/24 09:11	KAK	EET SL
Total/NA	Analysis	9320		1			655549	04/05/24 11:52	SCB	EET SL
	Instrument ID: GFPCBLUE									
Total/NA	Analysis	Ra226_Ra228		1			658129	04/22/24 15:13	EMH	EET SL
	Instrument ID: NOEQUIP									

Client Sample ID: DUP-01

Lab Sample ID: 180-171248-11

Date Collected: 03/18/24 14:37

Matrix: Water

Date Received: 03/21/24 09:30

Prep Type	Batch Type	Batch Method	Run	Dil Factor	Initial Amount	Final Amount	Batch Number	Prepared or Analyzed	Analyst	Lab
Total/NA	Prep	PrecSep-21			1002.49 mL	1.0 g	654161	03/27/24 09:07	KAK	EET SL
Total/NA	Analysis	9315		1			657471	04/18/24 15:15	SWS	EET SL
	Instrument ID: GFPCRED									
Total/NA	Prep	PrecSep_0			1002.49 mL	1.0 g	654163	03/27/24 09:11	KAK	EET SL
Total/NA	Analysis	9320		1			655549	04/05/24 11:52	SCB	EET SL
	Instrument ID: GFPCBLUE									
Total/NA	Analysis	Ra226_Ra228		1			658129	04/22/24 15:13	EMH	EET SL
	Instrument ID: NOEQUIP									

Client Sample ID: DUP-04

Lab Sample ID: 180-171248-12

Date Collected: 03/19/24 15:13

Matrix: Water

Date Received: 03/21/24 09:30

Prep Type	Batch Type	Batch Method	Run	Dil Factor	Initial Amount	Final Amount	Batch Number	Prepared or Analyzed	Analyst	Lab
Total/NA	Prep	PrecSep-21			994.28 mL	1.0 g	654161	03/27/24 09:07	KAK	EET SL
Total/NA	Analysis	9315		1			657471	04/18/24 15:15	SWS	EET SL
	Instrument ID: GFPCRED									
Total/NA	Prep	PrecSep_0			994.28 mL	1.0 g	654163	03/27/24 09:11	KAK	EET SL
Total/NA	Analysis	9320		1			655549	04/05/24 11:52	SCB	EET SL
	Instrument ID: GFPCBLUE									
Total/NA	Analysis	Ra226_Ra228		1			658129	04/22/24 15:13	EMH	EET SL
	Instrument ID: NOEQUIP									

Client Sample ID: DUP-05

Lab Sample ID: 180-171248-13

Date Collected: 03/20/24 08:30

Matrix: Water

Date Received: 03/21/24 09:30

Prep Type	Batch Type	Batch Method	Run	Dil Factor	Initial Amount	Final Amount	Batch Number	Prepared or Analyzed	Analyst	Lab
Total/NA	Prep	PrecSep-21			995.44 mL	1.0 g	654161	03/27/24 09:07	KAK	EET SL
Total/NA	Analysis	9315		1			657471	04/18/24 15:16	SWS	EET SL
	Instrument ID: GFPCRED									
Total/NA	Prep	PrecSep_0			995.44 mL	1.0 g	654163	03/27/24 09:11	KAK	EET SL
Total/NA	Analysis	9320		1			655549	04/05/24 11:52	SCB	EET SL
	Instrument ID: GFPCBLUE									
Total/NA	Analysis	Ra226_Ra228		1			658129	04/22/24 15:13	EMH	EET SL
	Instrument ID: NOEQUIP									

Client Sample ID: FB-01

Lab Sample ID: 180-171248-14

Date Collected: 03/20/24 07:50

Matrix: Water

Date Received: 03/21/24 09:30

Prep Type	Batch Type	Batch Method	Run	Dil Factor	Initial Amount	Final Amount	Batch Number	Prepared or Analyzed	Analyst	Lab
Total/NA	Prep	PrecSep-21			991.29 mL	1.0 g	654161	03/27/24 09:07	KAK	EET SL
Total/NA	Analysis	9315		1			657471	04/18/24 15:21	SWS	EET SL
	Instrument ID: GFPCRED									

Lab Chronicle

Client: Southern Company
Project/Site: Plant Daniel GSA CCR

Job ID: 180-171248-2

Client Sample ID: FB-01

Lab Sample ID: 180-171248-14

Date Collected: 03/20/24 07:50
Date Received: 03/21/24 09:30

Matrix: Water

Prep Type	Batch Type	Batch Method	Run	Dil Factor	Initial Amount	Final Amount	Batch Number	Prepared or Analyzed	Analyst	Lab
Total/NA	Prep	PrecSep_0			991.29 mL	1.0 g	654163	03/27/24 09:11	KAK	EET SL
Total/NA	Analysis	9320		1			655549	04/05/24 11:52	SCB	EET SL
	Instrument ID: GFPCBLUE									
Total/NA	Analysis	Ra226_Ra228		1			658129	04/22/24 15:13	EMH	EET SL
	Instrument ID: NOEQUIP									

Client Sample ID: EB-01

Lab Sample ID: 180-171248-15

Date Collected: 03/20/24 07:57
Date Received: 03/21/24 09:30

Matrix: Water

Prep Type	Batch Type	Batch Method	Run	Dil Factor	Initial Amount	Final Amount	Batch Number	Prepared or Analyzed	Analyst	Lab
Total/NA	Prep	PrecSep-21			992.17 mL	1.0 g	654161	03/27/24 09:07	KAK	EET SL
Total/NA	Analysis	9315		1			657471	04/18/24 15:21	SWS	EET SL
	Instrument ID: GFPCRED									
Total/NA	Prep	PrecSep_0			992.17 mL	1.0 g	654163	03/27/24 09:11	KAK	EET SL
Total/NA	Analysis	9320		1			655549	04/05/24 11:52	SCB	EET SL
	Instrument ID: GFPCBLUE									
Total/NA	Analysis	Ra226_Ra228		1			658129	04/22/24 15:13	EMH	EET SL
	Instrument ID: NOEQUIP									

Laboratory References:

EET SL = Eurofins St. Louis, 13715 Rider Trail North, Earth City, MO 63045, TEL (314)298-8566

Analyst References:

Lab: EET SL

Batch Type: Prep

KAK = Kayla King

Batch Type: Analysis

EMH = Elizabeth Hoerchler

SCB = Sarah Bernsen

SWS = Seth Stubblefield

Client Sample ID: MW-1

Lab Sample ID: 180-171248-1

Date Collected: 03/19/24 14:45

Matrix: Water

Date Received: 03/21/24 09:30

Method: SW846 9315 - Radium-226 (GFPC)

Analyte	Result	Qualifier	Count Uncert. (2σ+/-)	Total Uncert. (2σ+/-)	RL	MDC	Unit	Prepared	Analyzed	Dil Fac
Radium-226	0.432		0.114	0.120	1.00	0.0791	pCi/L	03/27/24 09:07	04/18/24 09:20	1

Carrier	%Yield	Qualifier	Limits	Prepared	Analyzed	Dil Fac
Ba Carrier	91.0		30 - 110	03/27/24 09:07	04/18/24 09:20	1

Method: SW846 9320 - Radium-228 (GFPC)

Analyte	Result	Qualifier	Count Uncert. (2σ+/-)	Total Uncert. (2σ+/-)	RL	MDC	Unit	Prepared	Analyzed	Dil Fac
Radium-228	1.02		0.427	0.437	1.00	0.564	pCi/L	03/27/24 09:11	04/05/24 11:39	1

Carrier	%Yield	Qualifier	Limits	Prepared	Analyzed	Dil Fac
Ba Carrier	91.0		30 - 110	03/27/24 09:11	04/05/24 11:39	1
Y Carrier	83.4		30 - 110	03/27/24 09:11	04/05/24 11:39	1

Method: TAL-STL Ra226_Ra228 - Combined Radium-226 and Radium-228

Analyte	Result	Qualifier	Count Uncert. (2σ+/-)	Total Uncert. (2σ+/-)	RL	MDC	Unit	Prepared	Analyzed	Dil Fac
Combined Radium 226 + 228	1.45		0.442	0.453	5.00	0.564	pCi/L		04/22/24 15:13	1

Client Sample ID: MW-2

Lab Sample ID: 180-171248-2

Date Collected: 03/19/24 18:32

Matrix: Water

Date Received: 03/21/24 09:30

Method: SW846 9315 - Radium-226 (GFPC)

Analyte	Result	Qualifier	Count Uncert. (2σ+/-)	Total Uncert. (2σ+/-)	RL	MDC	Unit	Prepared	Analyzed	Dil Fac
Radium-226	0.554		0.130	0.139	1.00	0.0803	pCi/L	03/27/24 09:07	04/18/24 09:20	1

Carrier	%Yield	Qualifier	Limits	Prepared	Analyzed	Dil Fac
Ba Carrier	92.3		30 - 110	03/27/24 09:07	04/18/24 09:20	1

Method: SW846 9320 - Radium-228 (GFPC)

Analyte	Result	Qualifier	Count Uncert. (2σ+/-)	Total Uncert. (2σ+/-)	RL	MDC	Unit	Prepared	Analyzed	Dil Fac
Radium-228	0.623		0.369	0.373	1.00	0.526	pCi/L	03/27/24 09:11	04/05/24 11:39	1

Carrier	%Yield	Qualifier	Limits	Prepared	Analyzed	Dil Fac
Ba Carrier	92.3		30 - 110	03/27/24 09:11	04/05/24 11:39	1
Y Carrier	75.9		30 - 110	03/27/24 09:11	04/05/24 11:39	1

Client Sample ID: MW-2

Lab Sample ID: 180-171248-2

Date Collected: 03/19/24 18:32

Matrix: Water

Date Received: 03/21/24 09:30

Method: TAL-STL Ra226_Ra228 - Combined Radium-226 and Radium-228

Analyte	Result	Qualifier	Count Uncert. (2σ+/-)	Total Uncert. (2σ+/-)	RL	MDC	Unit	Prepared	Analyzed	Dil Fac
Combined Radium 226 + 228	1.18		0.391	0.398	5.00	0.526	pCi/L		04/22/24 15:13	1

Client Sample ID: MW-3

Lab Sample ID: 180-171248-3

Date Collected: 03/18/24 15:37

Matrix: Water

Date Received: 03/21/24 09:30

Method: SW846 9315 - Radium-226 (GFPC)

Analyte	Result	Qualifier	Count Uncert. (2σ+/-)	Total Uncert. (2σ+/-)	RL	MDC	Unit	Prepared	Analyzed	Dil Fac
Radium-226	0.997		0.167	0.190	1.00	0.0802	pCi/L	03/27/24 09:07	04/18/24 09:20	1

Carrier	*%Yield*	*Qualifier*	*Limits*	*Prepared*	*Analyzed*	*Dil Fac*
Ba Carrier	*94.3*		*30 - 110*	*03/27/24 09:07*	*04/18/24 09:20*	*1*

Method: SW846 9320 - Radium-228 (GFPC)

Analyte	Result	Qualifier	Count Uncert. (2σ+/-)	Total Uncert. (2σ+/-)	RL	MDC	Unit	Prepared	Analyzed	Dil Fac
Radium-228	2.68		0.567	0.618	1.00	0.533	pCi/L	03/27/24 09:11	04/05/24 11:39	1

Carrier	*%Yield*	*Qualifier*	*Limits*	*Prepared*	*Analyzed*	*Dil Fac*
Ba Carrier	*94.3*		*30 - 110*	*03/27/24 09:11*	*04/05/24 11:39*	*1*
Y Carrier	*81.1*		*30 - 110*	*03/27/24 09:11*	*04/05/24 11:39*	*1*

Method: TAL-STL Ra226_Ra228 - Combined Radium-226 and Radium-228

Analyte	Result	Qualifier	Count Uncert. (2σ+/-)	Total Uncert. (2σ+/-)	RL	MDC	Unit	Prepared	Analyzed	Dil Fac
Combined Radium 226 + 228	3.68		0.591	0.647	5.00	0.533	pCi/L		04/22/24 15:13	1

Client Sample ID: MW-4

Lab Sample ID: 180-171248-4

Date Collected: 03/19/24 09:47

Matrix: Water

Date Received: 03/21/24 09:30

Method: SW846 9315 - Radium-226 (GFPC)

Analyte	Result	Qualifier	Count Uncert. (2σ+/-)	Total Uncert. (2σ+/-)	RL	MDC	Unit	Prepared	Analyzed	Dil Fac
Radium-226	0.378		0.115	0.120	1.00	0.0964	pCi/L	03/27/24 09:07	04/18/24 09:20	1

Carrier	*%Yield*	*Qualifier*	*Limits*	*Prepared*	*Analyzed*	*Dil Fac*
Ba Carrier	*84.8*		*30 - 110*	*03/27/24 09:07*	*04/18/24 09:20*	*1*

Client Sample ID: MW-4

Lab Sample ID: 180-171248-4

Date Collected: 03/19/24 09:47

Matrix: Water

Date Received: 03/21/24 09:30

Method: SW846 9320 - Radium-228 (GFPC)

Analyte	Result	Qualifier	Count Uncert. (2σ+/-)	Total Uncert. (2σ+/-)	RL	MDC	Unit	Prepared	Analyzed	Dil Fac
Radium-228	0.871		0.444	0.451	1.00	0.622	pCi/L	03/27/24 09:11	04/05/24 11:39	1

Carrier	*%Yield*	*Qualifier*	*Limits*	*Prepared*	*Analyzed*	*Dil Fac*
Ba Carrier	*84.8*		*30 - 110*	*03/27/24 09:11*	*04/05/24 11:39*	*1*
Y Carrier	*79.3*		*30 - 110*	*03/27/24 09:11*	*04/05/24 11:39*	*1*

Method: TAL-STL Ra226_Ra228 - Combined Radium-226 and Radium-228

Analyte	Result	Qualifier	Count Uncert. (2σ+/-)	Total Uncert. (2σ+/-)	RL	MDC	Unit	Prepared	Analyzed	Dil Fac
Combined Radium 226 + 228	1.25		0.459	0.467	5.00	0.622	pCi/L		04/22/24 15:13	1

Client Sample ID: MW-5

Lab Sample ID: 180-171248-5

Date Collected: 03/19/24 11:09

Matrix: Water

Date Received: 03/21/24 09:30

Method: SW846 9315 - Radium-226 (GFPC)

Analyte	Result	Qualifier	Count Uncert. (2σ+/-)	Total Uncert. (2σ+/-)	RL	MDC	Unit	Prepared	Analyzed	Dil Fac
Radium-226	0.369		0.120	0.124	1.00	0.127	pCi/L	03/27/24 09:07	04/18/24 09:20	1

Carrier	*%Yield*	*Qualifier*	*Limits*	*Prepared*	*Analyzed*	*Dil Fac*
Ba Carrier	*93.3*		*30 - 110*	*03/27/24 09:07*	*04/18/24 09:20*	*1*

Method: SW846 9320 - Radium-228 (GFPC)

Analyte	Result	Qualifier	Count Uncert. (2σ+/-)	Total Uncert. (2σ+/-)	RL	MDC	Unit	Prepared	Analyzed	Dil Fac
Radium-228	1.83		0.494	0.521	1.00	0.524	pCi/L	03/27/24 09:11	04/05/24 11:39	1

Carrier	*%Yield*	*Qualifier*	*Limits*	*Prepared*	*Analyzed*	*Dil Fac*
Ba Carrier	*93.3*		*30 - 110*	*03/27/24 09:11*	*04/05/24 11:39*	*1*
Y Carrier	*80.7*		*30 - 110*	*03/27/24 09:11*	*04/05/24 11:39*	*1*

Method: TAL-STL Ra226_Ra228 - Combined Radium-226 and Radium-228

Analyte	Result	Qualifier	Count Uncert. (2σ+/-)	Total Uncert. (2σ+/-)	RL	MDC	Unit	Prepared	Analyzed	Dil Fac
Combined Radium 226 + 228	2.20		0.508	0.536	5.00	0.524	pCi/L		04/22/24 15:13	1

Client Sample ID: MW-6

Lab Sample ID: 180-171248-6

Date Collected: 03/18/24 17:14

Matrix: Water

Date Received: 03/21/24 09:30

Method: SW846 9315 - Radium-226 (GFPC)

Analyte	Result	Qualifier	Count Uncert. (2σ+/-)	Total Uncert. (2σ+/-)	RL	MDC	Unit	Prepared	Analyzed	Dil Fac
Radium-226	0.267		0.0992	0.102	1.00	0.101	pCi/L	03/27/24 09:07	04/18/24 09:20	1

Carrier	%Yield	Qualifier	Limits	Prepared	Analyzed	Dil Fac
Ba Carrier	89.8		30 - 110	03/27/24 09:07	04/18/24 09:20	1

Method: SW846 9320 - Radium-228 (GFPC)

Analyte	Result	Qualifier	Count Uncert. (2σ+/-)	Total Uncert. (2σ+/-)	RL	MDC	Unit	Prepared	Analyzed	Dil Fac
Radium-228	0.601		0.347	0.351	1.00	0.487	pCi/L	03/27/24 09:11	04/05/24 11:40	1

Carrier	%Yield	Qualifier	Limits	Prepared	Analyzed	Dil Fac
Ba Carrier	89.8		30 - 110	03/27/24 09:11	04/05/24 11:40	1
Y Carrier	80.7		30 - 110	03/27/24 09:11	04/05/24 11:40	1

Method: TAL-STL Ra226_Ra228 - Combined Radium-226 and Radium-228

Analyte	Result	Qualifier	Count Uncert. (2σ+/-)	Total Uncert. (2σ+/-)	RL	MDC	Unit	Prepared	Analyzed	Dil Fac
Combined Radium 226 + 228	0.868		0.361	0.366	5.00	0.487	pCi/L		04/22/24 15:13	1

Client Sample ID: MW-7

Lab Sample ID: 180-171248-7

Date Collected: 03/18/24 13:58

Matrix: Water

Date Received: 03/21/24 09:30

Method: SW846 9315 - Radium-226 (GFPC)

Analyte	Result	Qualifier	Count Uncert. (2σ+/-)	Total Uncert. (2σ+/-)	RL	MDC	Unit	Prepared	Analyzed	Dil Fac
Radium-226	1.46		0.208	0.246	1.00	0.107	pCi/L	03/27/24 09:07	04/18/24 12:00	1

Carrier	%Yield	Qualifier	Limits	Prepared	Analyzed	Dil Fac
Ba Carrier	87.8		30 - 110	03/27/24 09:07	04/18/24 12:00	1

Method: SW846 9320 - Radium-228 (GFPC)

Analyte	Result	Qualifier	Count Uncert. (2σ+/-)	Total Uncert. (2σ+/-)	RL	MDC	Unit	Prepared	Analyzed	Dil Fac
Radium-228	2.18		0.553	0.588	1.00	0.558	pCi/L	03/27/24 09:11	04/05/24 11:40	1

Carrier	%Yield	Qualifier	Limits	Prepared	Analyzed	Dil Fac
Ba Carrier	87.8		30 - 110	03/27/24 09:11	04/05/24 11:40	1
Y Carrier	76.6		30 - 110	03/27/24 09:11	04/05/24 11:40	1

Client Sample ID: MW-7

Lab Sample ID: 180-171248-7

Date Collected: 03/18/24 13:58

Matrix: Water

Date Received: 03/21/24 09:30

Method: TAL-STL Ra226_Ra228 - Combined Radium-226 and Radium-228

Analyte	Result	Qualifier	Count Uncert. (2σ+/-)	Total Uncert. (2σ+/-)	RL	MDC	Unit	Prepared	Analyzed	Dil Fac
Combined Radium 226 + 228	3.64		0.591	0.637	5.00	0.558	pCi/L		04/22/24 15:13	1

Client Sample ID: MW-8

Lab Sample ID: 180-171248-8

Date Collected: 03/20/24 09:30

Matrix: Water

Date Received: 03/21/24 09:30

Method: SW846 9315 - Radium-226 (GFPC)

Analyte	Result	Qualifier	Count Uncert. (2σ+/-)	Total Uncert. (2σ+/-)	RL	MDC	Unit	Prepared	Analyzed	Dil Fac
Radium-226	0.366		0.109	0.114	1.00	0.103	pCi/L	03/27/24 09:07	04/18/24 12:04	1

Carrier	*%Yield*	*Qualifier*	*Limits*	*Prepared*	*Analyzed*	*Dil Fac*
Ba Carrier	*95.5*		*30 - 110*	*03/27/24 09:07*	*04/18/24 12:04*	*1*

Method: SW846 9320 - Radium-228 (GFPC)

Analyte	Result	Qualifier	Count Uncert. (2σ+/-)	Total Uncert. (2σ+/-)	RL	MDC	Unit	Prepared	Analyzed	Dil Fac
Radium-228	1.09		0.424	0.436	1.00	0.537	pCi/L	03/27/24 09:11	04/05/24 11:40	1

Carrier	*%Yield*	*Qualifier*	*Limits*	*Prepared*	*Analyzed*	*Dil Fac*
Ba Carrier	*95.5*		*30 - 110*	*03/27/24 09:11*	*04/05/24 11:40*	*1*
Y Carrier	*80.4*		*30 - 110*	*03/27/24 09:11*	*04/05/24 11:40*	*1*

Method: TAL-STL Ra226_Ra228 - Combined Radium-226 and Radium-228

Analyte	Result	Qualifier	Count Uncert. (2σ+/-)	Total Uncert. (2σ+/-)	RL	MDC	Unit	Prepared	Analyzed	Dil Fac
Combined Radium 226 + 228	1.46		0.438	0.451	5.00	0.537	pCi/L		04/22/24 15:13	1

Client Sample ID: MW-9

Lab Sample ID: 180-171248-9

Date Collected: 03/20/24 11:09

Matrix: Water

Date Received: 03/21/24 09:30

Method: SW846 9315 - Radium-226 (GFPC)

Analyte	Result	Qualifier	Count Uncert. (2σ+/-)	Total Uncert. (2σ+/-)	RL	MDC	Unit	Prepared	Analyzed	Dil Fac
Radium-226	0.269		0.0961	0.0991	1.00	0.0970	pCi/L	03/27/24 09:07	04/18/24 12:04	1

Carrier	*%Yield*	*Qualifier*	*Limits*	*Prepared*	*Analyzed*	*Dil Fac*
Ba Carrier	*95.8*		*30 - 110*	*03/27/24 09:07*	*04/18/24 12:04*	*1*

Client Sample ID: MW-9

Lab Sample ID: 180-171248-9

Date Collected: 03/20/24 11:09

Matrix: Water

Date Received: 03/21/24 09:30

Method: SW846 9320 - Radium-228 (GFPC)

Analyte	Result	Qualifier	Count Uncert. (2σ+/-)	Total Uncert. (2σ+/-)	RL	MDC	Unit	Prepared	Analyzed	Dil Fac
Radium-228	0.512	U	0.365	0.368	1.00	0.553	pCi/L	03/27/24 09:11	04/05/24 11:51	1

Carrier	*%Yield*	*Qualifier*	*Limits*	*Prepared*	*Analyzed*	*Dil Fac*
Ba Carrier	*95.8*		*30 - 110*	*03/27/24 09:11*	*04/05/24 11:51*	*1*
Y Carrier	*79.6*		*30 - 110*	*03/27/24 09:11*	*04/05/24 11:51*	*1*

Method: TAL-STL Ra226_Ra228 - Combined Radium-226 and Radium-228

Analyte	Result	Qualifier	Count Uncert. (2σ+/-)	Total Uncert. (2σ+/-)	RL	MDC	Unit	Prepared	Analyzed	Dil Fac
Combined Radium 226 + 228	**0.781**		0.377	0.381	5.00	0.553	pCi/L		04/22/24 15:13	1

Client Sample ID: MW-10

Lab Sample ID: 180-171248-10

Date Collected: 03/19/24 16:13

Matrix: Water

Date Received: 03/21/24 09:30

Method: SW846 9315 - Radium-226 (GFPC)

Analyte	Result	Qualifier	Count Uncert. (2σ+/-)	Total Uncert. (2σ+/-)	RL	MDC	Unit	Prepared	Analyzed	Dil Fac
Radium-226	**0.132**		0.0717	0.0727	1.00	0.0842	pCi/L	03/27/24 09:07	04/18/24 15:15	1

Carrier	*%Yield*	*Qualifier*	*Limits*	*Prepared*	*Analyzed*	*Dil Fac*
Ba Carrier	*89.3*		*30 - 110*	*03/27/24 09:07*	*04/18/24 15:15*	*1*

Method: SW846 9320 - Radium-228 (GFPC)

Analyte	Result	Qualifier	Count Uncert. (2σ+/-)	Total Uncert. (2σ+/-)	RL	MDC	Unit	Prepared	Analyzed	Dil Fac
Radium-228	0.296	U	0.316	0.317	1.00	0.511	pCi/L	03/27/24 09:11	04/05/24 11:52	1

Carrier	*%Yield*	*Qualifier*	*Limits*	*Prepared*	*Analyzed*	*Dil Fac*
Ba Carrier	*89.3*		*30 - 110*	*03/27/24 09:11*	*04/05/24 11:52*	*1*
Y Carrier	*80.0*		*30 - 110*	*03/27/24 09:11*	*04/05/24 11:52*	*1*

Method: TAL-STL Ra226_Ra228 - Combined Radium-226 and Radium-228

Analyte	Result	Qualifier	Count Uncert. (2σ+/-)	Total Uncert. (2σ+/-)	RL	MDC	Unit	Prepared	Analyzed	Dil Fac
Combined Radium 226 + 228	0.428	U	0.324	0.325	5.00	0.511	pCi/L		04/22/24 15:13	1

Client Sample ID: DUP-01

Date Collected: 03/18/24 14:37
Date Received: 03/21/24 09:30

Lab Sample ID: 180-171248-11

Matrix: Water

Method: SW846 9315 - Radium-226 (GFPC)

Analyte	Result	Qualifier	Count Uncert. (2σ+/-)	Total Uncert. (2σ+/-)	RL	MDC	Unit	Prepared	Analyzed	Dil Fac
Radium-226	1.08		0.172	0.197	1.00	0.0791	pCi/L	03/27/24 09:07	04/18/24 15:15	1

Carrier	*%Yield*	*Qualifier*	*Limits*	*Prepared*	*Analyzed*	*Dil Fac*
Ba Carrier	*95.0*		*30 - 110*	*03/27/24 09:07*	*04/18/24 15:15*	*1*

Method: SW846 9320 - Radium-228 (GFPC)

Analyte	Result	Qualifier	Count Uncert. (2σ+/-)	Total Uncert. (2σ+/-)	RL	MDC	Unit	Prepared	Analyzed	Dil Fac
Radium-228	1.99		0.546	0.576	1.00	0.635	pCi/L	03/27/24 09:11	04/05/24 11:52	1

Carrier	*%Yield*	*Qualifier*	*Limits*	*Prepared*	*Analyzed*	*Dil Fac*
Ba Carrier	*95.0*		*30 - 110*	*03/27/24 09:11*	*04/05/24 11:52*	*1*
Y Carrier	*80.4*		*30 - 110*	*03/27/24 09:11*	*04/05/24 11:52*	*1*

Method: TAL-STL Ra226_Ra228 - Combined Radium-226 and Radium-228

Analyte	Result	Qualifier	Count Uncert. (2σ+/-)	Total Uncert. (2σ+/-)	RL	MDC	Unit	Prepared	Analyzed	Dil Fac
Combined Radium 226 + 228	3.07		0.572	0.609	5.00	0.635	pCi/L		04/22/24 15:13	1

Client Sample ID: DUP-04

Date Collected: 03/19/24 15:13
Date Received: 03/21/24 09:30

Lab Sample ID: 180-171248-12

Matrix: Water

Method: SW846 9315 - Radium-226 (GFPC)

Analyte	Result	Qualifier	Count Uncert. (2σ+/-)	Total Uncert. (2σ+/-)	RL	MDC	Unit	Prepared	Analyzed	Dil Fac
Radium-226	0.156		0.0892	0.0903	1.00	0.121	pCi/L	03/27/24 09:07	04/18/24 15:15	1

Carrier	*%Yield*	*Qualifier*	*Limits*	*Prepared*	*Analyzed*	*Dil Fac*
Ba Carrier	*93.5*		*30 - 110*	*03/27/24 09:07*	*04/18/24 15:15*	*1*

Method: SW846 9320 - Radium-228 (GFPC)

Analyte	Result	Qualifier	Count Uncert. (2σ+/-)	Total Uncert. (2σ+/-)	RL	MDC	Unit	Prepared	Analyzed	Dil Fac
Radium-228	0.409	U	0.376	0.378	1.00	0.598	pCi/L	03/27/24 09:11	04/05/24 11:52	1

Carrier	*%Yield*	*Qualifier*	*Limits*	*Prepared*	*Analyzed*	*Dil Fac*
Ba Carrier	*93.5*		*30 - 110*	*03/27/24 09:11*	*04/05/24 11:52*	*1*
Y Carrier	*78.9*		*30 - 110*	*03/27/24 09:11*	*04/05/24 11:52*	*1*

Client Sample ID: DUP-04

Lab Sample ID: 180-171248-12

Date Collected: 03/19/24 15:13

Matrix: Water

Date Received: 03/21/24 09:30

Method: TAL-STL Ra226_Ra228 - Combined Radium-226 and Radium-228

Analyte	Result	Qualifier	Count Uncert. (2σ+/-)	Total Uncert. (2σ+/-)	RL	MDC	Unit	Prepared	Analyzed	Dil Fac
Combined Radium 226 + 228	0.565	U	0.386	0.389	5.00	0.598	pCi/L		04/22/24 15:13	1

Client Sample ID: DUP-05

Lab Sample ID: 180-171248-13

Date Collected: 03/20/24 08:30

Matrix: Water

Date Received: 03/21/24 09:30

Method: SW846 9315 - Radium-226 (GFPC)

Analyte	Result	Qualifier	Count Uncert. (2σ+/-)	Total Uncert. (2σ+/-)	RL	MDC	Unit	Prepared	Analyzed	Dil Fac
Radium-226	**0.435**		0.119	0.125	1.00	0.103	pCi/L	03/27/24 09:07	04/18/24 15:16	1

Carrier	*%Yield*	*Qualifier*	*Limits*	*Prepared*	*Analyzed*	*Dil Fac*
Ba Carrier	*92.5*		*30 - 110*	*03/27/24 09:07*	*04/18/24 15:16*	*1*

Method: SW846 9320 - Radium-228 (GFPC)

Analyte	Result	Qualifier	Count Uncert. (2σ+/-)	Total Uncert. (2σ+/-)	RL	MDC	Unit	Prepared	Analyzed	Dil Fac
Radium-228	**1.49**		0.476	0.495	1.00	0.556	pCi/L	03/27/24 09:11	04/05/24 11:52	1

Carrier	*%Yield*	*Qualifier*	*Limits*	*Prepared*	*Analyzed*	*Dil Fac*
Ba Carrier	*92.5*		*30 - 110*	*03/27/24 09:11*	*04/05/24 11:52*	*1*
Y Carrier	*82.2*		*30 - 110*	*03/27/24 09:11*	*04/05/24 11:52*	*1*

Method: TAL-STL Ra226_Ra228 - Combined Radium-226 and Radium-228

Analyte	Result	Qualifier	Count Uncert. (2σ+/-)	Total Uncert. (2σ+/-)	RL	MDC	Unit	Prepared	Analyzed	Dil Fac
Combined Radium 226 + 228	**1.93**		0.491	0.511	5.00	0.556	pCi/L		04/22/24 15:13	1

Client Sample ID: FB-01

Lab Sample ID: 180-171248-14

Date Collected: 03/20/24 07:50

Matrix: Water

Date Received: 03/21/24 09:30

Method: SW846 9315 - Radium-226 (GFPC)

Analyte	Result	Qualifier	Count Uncert. (2σ+/-)	Total Uncert. (2σ+/-)	RL	MDC	Unit	Prepared	Analyzed	Dil Fac
Radium-226	**0.122**		0.0701	0.0710	1.00	0.0852	pCi/L	03/27/24 09:07	04/18/24 15:21	1

Carrier	*%Yield*	*Qualifier*	*Limits*	*Prepared*	*Analyzed*	*Dil Fac*
Ba Carrier	*87.5*		*30 - 110*	*03/27/24 09:07*	*04/18/24 15:21*	*1*

Client Sample ID: FB-01

Lab Sample ID: 180-171248-14

Date Collected: 03/20/24 07:50

Matrix: Water

Date Received: 03/21/24 09:30

Method: SW846 9320 - Radium-228 (GFPC)

Analyte	Result	Qualifier	Count Uncert. (2σ+/-)	Total Uncert. (2σ+/-)	RL	MDC	Unit	Prepared	Analyzed	Dil Fac
Radium-228	0.000	U	0.327	0.327	1.00	0.613	pCi/L	03/27/24 09:11	04/05/24 11:52	1

Carrier	*%Yield*	*Qualifier*	*Limits*	*Prepared*	*Analyzed*	*Dil Fac*
Ba Carrier	*87.5*		*30 - 110*	*03/27/24 09:11*	*04/05/24 11:52*	*1*
Y Carrier	*79.3*		*30 - 110*	*03/27/24 09:11*	*04/05/24 11:52*	*1*

Method: TAL-STL Ra226_Ra228 - Combined Radium-226 and Radium-228

Analyte	Result	Qualifier	Count Uncert. (2σ+/-)	Total Uncert. (2σ+/-)	RL	MDC	Unit	Prepared	Analyzed	Dil Fac
Combined Radium 226 + 228	0.122	U	0.334	0.335	5.00	0.613	pCi/L		04/22/24 15:13	1

Client Sample ID: EB-01

Lab Sample ID: 180-171248-15

Date Collected: 03/20/24 07:57

Matrix: Water

Date Received: 03/21/24 09:30

Method: SW846 9315 - Radium-226 (GFPC)

Analyte	Result	Qualifier	Count Uncert. (2σ+/-)	Total Uncert. (2σ+/-)	RL	MDC	Unit	Prepared	Analyzed	Dil Fac
Radium-226	**0.286**		0.0908	0.0944	1.00	0.0710	pCi/L	03/27/24 09:07	04/18/24 15:21	1

Carrier	*%Yield*	*Qualifier*	*Limits*	*Prepared*	*Analyzed*	*Dil Fac*
Ba Carrier	*98.3*		*30 - 110*	*03/27/24 09:07*	*04/18/24 15:21*	*1*

Method: SW846 9320 - Radium-228 (GFPC)

Analyte	Result	Qualifier	Count Uncert. (2σ+/-)	Total Uncert. (2σ+/-)	RL	MDC	Unit	Prepared	Analyzed	Dil Fac
Radium-228	0.205	U	0.318	0.318	1.00	0.539	pCi/L	03/27/24 09:11	04/05/24 11:52	1

Carrier	*%Yield*	*Qualifier*	*Limits*	*Prepared*	*Analyzed*	*Dil Fac*
Ba Carrier	*98.3*		*30 - 110*	*03/27/24 09:11*	*04/05/24 11:52*	*1*
Y Carrier	*78.9*		*30 - 110*	*03/27/24 09:11*	*04/05/24 11:52*	*1*

Method: TAL-STL Ra226_Ra228 - Combined Radium-226 and Radium-228

Analyte	Result	Qualifier	Count Uncert. (2σ+/-)	Total Uncert. (2σ+/-)	RL	MDC	Unit	Prepared	Analyzed	Dil Fac
Combined Radium 226 + 228	0.491	U	0.331	0.332	5.00	0.539	pCi/L		04/22/24 15:13	1

Method: 9315 - Radium-226 (GFPC)

Lab Sample ID: MB 160-654161/1-A
Matrix: Water
Analysis Batch: 657471

Client Sample ID: Method Blank
Prep Type: Total/NA
Prep Batch: 654161

Analyte	MB Result	MB Qualifier	Count Uncert. (2σ+/-)	Total Uncert. (2σ+/-)	RL	MDC	Unit	Prepared	Analyzed	Dil Fac
Radium-226	0.02099	U	0.0563	0.0563	1.00	0.104	pCi/L	03/27/24 09:07	04/18/24 09:17	1

Carrier	*MB %Yield*	*MB Qualifier*	*Limits*	*Prepared*	*Analyzed*	*Dil Fac*
Ba Carrier	*90.8*		*30 - 110*	*03/27/24 09:07*	*04/18/24 09:17*	*1*

Lab Sample ID: LCS 160-654161/2-A
Matrix: Water
Analysis Batch: 657471

Client Sample ID: Lab Control Sample
Prep Type: Total/NA
Prep Batch: 654161

Analyte			Spike Added	LCS Result	LCS Qual	Total Uncert. (2σ+/-)	RL	MDC	Unit	%Rec	%Rec Limits		
Radium-226			11.3	10.98		1.13	1.00	0.0814	pCi/L	97	75 - 125		

Carrier	*LCS %Yield*	*LCS Qualifier*	*Limits*
Ba Carrier	*92.0*		*30 - 110*

Method: 9320 - Radium-228 (GFPC)

Lab Sample ID: MB 160-654163/1-A
Matrix: Water
Analysis Batch: 655506

Client Sample ID: Method Blank
Prep Type: Total/NA
Prep Batch: 654163

Analyte	MB Result	MB Qualifier	Count Uncert. (2σ+/-)	Total Uncert. (2σ+/-)	RL	MDC	Unit	Prepared	Analyzed	Dil Fac
Radium-228	0.4373	U	0.358	0.360	1.00	0.557	pCi/L	03/27/24 09:11	04/05/24 11:38	1

Carrier	*MB %Yield*	*MB Qualifier*	*Limits*	*Prepared*	*Analyzed*	*Dil Fac*
Ba Carrier	*90.8*		*30 - 110*	*03/27/24 09:11*	*04/05/24 11:38*	*1*
Y Carrier	*82.2*		*30 - 110*	*03/27/24 09:11*	*04/05/24 11:38*	*1*

Lab Sample ID: LCS 160-654163/2-A
Matrix: Water
Analysis Batch: 655506

Client Sample ID: Lab Control Sample
Prep Type: Total/NA
Prep Batch: 654163

Analyte			Spike Added	LCS Result	LCS Qual	Total Uncert. (2σ+/-)	RL	MDC	Unit	%Rec	%Rec Limits		
Radium-228			9.06	10.22		1.38	1.00	0.608	pCi/L	113	75 - 125		

Carrier	*LCS %Yield*	*LCS Qualifier*	*Limits*
Ba Carrier	*92.0*		*30 - 110*
Y Carrier	*83.7*		*30 - 110*

Rad

Prep Batch: 654161

Lab Sample ID	Client Sample ID	Prep Type	Matrix	Method	Prep Batch
180-171248-1	MW-1	Total/NA	Water	PrecSep-21	
180-171248-2	MW-2	Total/NA	Water	PrecSep-21	
180-171248-3	MW-3	Total/NA	Water	PrecSep-21	
180-171248-4	MW-4	Total/NA	Water	PrecSep-21	
180-171248-5	MW-5	Total/NA	Water	PrecSep-21	
180-171248-6	MW-6	Total/NA	Water	PrecSep-21	
180-171248-7	MW-7	Total/NA	Water	PrecSep-21	
180-171248-8	MW-8	Total/NA	Water	PrecSep-21	
180-171248-9	MW-9	Total/NA	Water	PrecSep-21	
180-171248-10	MW-10	Total/NA	Water	PrecSep-21	
180-171248-11	DUP-01	Total/NA	Water	PrecSep-21	
180-171248-12	DUP-04	Total/NA	Water	PrecSep-21	
180-171248-13	DUP-05	Total/NA	Water	PrecSep-21	
180-171248-14	FB-01	Total/NA	Water	PrecSep-21	
180-171248-15	EB-01	Total/NA	Water	PrecSep-21	
MB 160-654161/1-A	Method Blank	Total/NA	Water	PrecSep-21	
LCS 160-654161/2-A	Lab Control Sample	Total/NA	Water	PrecSep-21	

Prep Batch: 654163

Lab Sample ID	Client Sample ID	Prep Type	Matrix	Method	Prep Batch
180-171248-1	MW-1	Total/NA	Water	PrecSep_0	
180-171248-2	MW-2	Total/NA	Water	PrecSep_0	
180-171248-3	MW-3	Total/NA	Water	PrecSep_0	
180-171248-4	MW-4	Total/NA	Water	PrecSep_0	
180-171248-5	MW-5	Total/NA	Water	PrecSep_0	
180-171248-6	MW-6	Total/NA	Water	PrecSep_0	
180-171248-7	MW-7	Total/NA	Water	PrecSep_0	
180-171248-8	MW-8	Total/NA	Water	PrecSep_0	
180-171248-9	MW-9	Total/NA	Water	PrecSep_0	
180-171248-10	MW-10	Total/NA	Water	PrecSep_0	
180-171248-11	DUP-01	Total/NA	Water	PrecSep_0	
180-171248-12	DUP-04	Total/NA	Water	PrecSep_0	
180-171248-13	DUP-05	Total/NA	Water	PrecSep_0	
180-171248-14	FB-01	Total/NA	Water	PrecSep_0	
180-171248-15	EB-01	Total/NA	Water	PrecSep_0	
MB 160-654163/1-A	Method Blank	Total/NA	Water	PrecSep_0	
LCS 160-654163/2-A	Lab Control Sample	Total/NA	Water	PrecSep_0	

Eurofins TestAmerica, Pittsburgh
301 Alpha Drive RIDC Park
Pittsburgh, PA 15238
Phone (412) 963-7058 Fax (412) 963-2468

Chain of Custody Record

eurofins | Environment Testing America

Client Information	Sampler: Rick Hagendorfer / Keith Krisman	Lab PM: Brown, Shali	Carrier Tracking No(s):	COC No:
Client Contact: SCS Contacts	Phone: 850-336-0192	E-Mail: shali.brown@eurofinset.com		Page: 1 of 2
Company: SCS				Job #:
Address: 3535 Colonnade Pkwy Bin S 530 EC	Due Date Requested:			
City: Birmingham	TAT Requested (days):			
State, Zip: Alabama				
Phone: 205 992 6283	PO #:			
Email: SCS Contacts	WO #:			
Project Name: Daniel GSA CCR	Project #: 18020047			
Site:	SSOW#:			

Analysis Requested

Preservation Codes:

A - HCL, B - NaOH, C - Zn Acetate, D - Nitric Acid, E - NaHSO4, F - MeOH, G - Amchlor, H - Ascorbic Acid, I - Ice, J - DI Water, K - EDTA, L - EDA, M - Hexane, N - None, O - AsNaO2, P - Na2O4S, Q - Na2SO3, R - Na2S2O3, S - H2SO4, T - TSP Dodecahydrate, U - Acetone, V - MCAA, W - pH 4-5, Z - other (specify)

Other:

Sample Identification	Sample Date	Sample Time	Sample Type (C=comp, G=grab)	Matrix (W=water, S=solid, O=waste/oil, BT=Tissue, A=Air)	Field Filtered Sample (Yes or No)	Perform MS/MSD (Yes or No)	6020B Custom 14 (App III and IV)	7470 Mercury	90656 Chloride Fluoride Sulfate	Total Dissolved Solids	Ra 226 Ra 228 and Combined											Total Number of containers	Special Instructions/Note:
			Preservation Code:																				
MW-1	3-19-24	1445	G	W	N	N	X	X	X	X	X											6	
MW-2	3-19-24	1832	G	W	N	N	X	X	X	X	X											6	
MW-3	3-18-24	1537	G	W	N	N	X	X	X	X	X											6	
MW-4	3-19-24	0947	G	W	N	N	X	X	X	X	X											6	
MW-5	3-19-24	1109	G	W	N	N	X	X	X	X	X											6	
MW-6	3-18-24	1714	G	W	N	N	X	X	X	X	X											6	
MW-7	3-18-24	1358	G	W	N	N	X	X	X	X	X											6	
MW-8	3-20-24	0930	G	W	N	N	X	X	X	X	X											6	
MW-9	3-20-24	1109	G	W	N	N	X	X	X	X	X											6	
MW-10	3-19-24	1613	G	W	N	N	X	X	X	X	X											6	
DUP-01	3-18-24	1437	G	W	N	N	X	X	X	X	X											6	

180-171248 Chain of Custody

Possible Hazard Identification
☐ Non-Hazard ☐ Flammable ☐ Skin Irritant ☐ Poison B ☐ Unknown ☐ Radiological

Sample Disposal (A fee may be assessed if samples are retained longer than 1 month)
☐ Return To Client ☐ Disposal By Lab ☐ Archive For _____ Months

Deliverable Requested I, II, III, IV, Other (specify)

Special Instructions/QC Requirements

Empty Kit Relinquished by:	Date	Time	Method of Shipment:

	Relinquished by	Date/Time	Company	Received by	Date/Time	Company
1		3-20-24 1234	KOH ENV		3-21-24 0930	EPIMNE
2	Relinquished by	Date/Time	Company	Received by	Date/Time	Company
3	Relinquished by	Date/Time	Company	Received by	Date/Time	Company

Custody Seals Intact: Δ Yes Δ No | Custody Seal No | Cooler Temperature(s) °C and Other Remarks

Ver. 01/16/2019

Eurofins TestAmerica, Pittsburgh
301 Alpha Drive RIDC Park
Pittsburgh, PA 15238
Phone (412) 963-7058 Fax (412) 963-2468

Chain of Custody Record

eurofins | Environment Testing America

Client Information	Sampler: Rick Hagendorfer / Keith Krisman	Lab PM: Brown, Shali	Carrier Tracking No(s)	COC No
Client Contact: SCS Contacts	Phone: 850-336-0192	E-Mail: shali.brown@eurofinset.com		Page: 2 of 2
Company: SCS				Job #:
Address: 3535 Colonnade Pkwy Bin S 530 EC	Due Date Requested:			
City: Birmingham	TAT Requested (days):			
State, Zip: Alabama				
Phone: 205 992 6283	PO #:			
Email: SCS Contacts	WO #:			
Project Name: Daniel GSA CCR	Project #: 18020047			
Site:	SSOW#:			

Analysis Requested

Preservation Codes:

A - HCL, B - NaOH, C - Zn Acetate, D - Nitric Acid, E - NaHSO4, F - MeOH, G - Amchlor, H - Ascorbic Acid, I - Ice, J - DI Water, K - EDTA, L - EDA, M - Hexane, N - None, O - AsNaO2, P - Na2O4S, Q - Na2SO3, R - Na2S2O3, S - H2SO4, T - TSP Dodecahydrate, U - Acetone, V - MCAA, W - pH 4-5, Z - other (specify)

Other:

Sample Identification	Sample Date	Sample Time	Sample Type (C=comp, G=grab)	Matrix (W=water, S=solid, O=waste/oil, BT=Tissue, A=Air)	Field Filtered Sample (Yes or No)	Perform MS/MSD (Yes or No)	6020B Custom 14 (App III and IV)	7470 Mercury	90656 Chloride Fluoride Sulfate	Total Dissolved Solids	Ra 226 Ra 228 and Combined	Total Number of containers	Special Instructions/Note:
			Preservation Code:										
DUP-04	3-19-24	1513	G	W	No		X	X	X	X	X	6	
DUP-05	3-20-24	0830	G	W	No		X	X	X	X	X	6	
FB-01	3-21-24	0750	G	W	No		X	X	X	X	X	6	
EB-01	3-20-24	0757	G	W	No		X	X	X	X	X	6	

Possible Hazard Identification
☐ Non-Hazard ☐ Flammable ☐ Skin Irritant ☐ Poison B ☐ Unknown ☐ Radiological

Sample Disposal (A fee may be assessed if samples are retained longer than 1 month)
☐ Return To Client ☐ Disposal By Lab ☐ Archive For _____ Months

Deliverable Requested: I, II, III, IV, Other (specify)

Special Instructions/QC Requirements

Empty Kit Relinquished by	Date:	Time	Method of Shipment:

Relinquished by	Date/Time	Company	Received by	Date/Time	Company
[signature]	3-20-24 1234	ROH ENV.	[signature]	3-21-24 0930	FRANE

Custody Seals Intact	Custody Seal No	Cooler Temperature(s) °C and Other Remarks
Δ Yes Δ No		

Ver 01/16/2019

4/22/2024



Do not lift using this tag.

ORIGIN ID:MOBA (850) 336-0192
TESTAMERICA PITTSBURGH LAB
SEE CHEERS 5 BEFORE BILL
301 ALPHA DR
PITTSBURGH, PA 15238
UNITED STATES US

SHIP DATE: 20MAR24
ACTWGT: 70.40 LB
CAD: 6994562/SSFE2500
DIMS: 24x13x14 IN
BILL THIRD PARTY

TO EUROFINS TESTAMERICA
301 ALPHA DR RIDC PARK
PITTSBURGH PA 15238
(412) 963-7058
INV:
PO:
REF:
DEPT:

FedEx Express

4 of 7
MPS# 0263 2724 1868 2622
Mstr# 2724 1868 2596

XS AGCA

10:30A OVERNIGHT
15238
PA-US PIT

Uncorrected temp 3.9 °C
Thermometer ID 17
CF -0.3 Initials AR
PT-WI-SR-001 effective 11/8/18

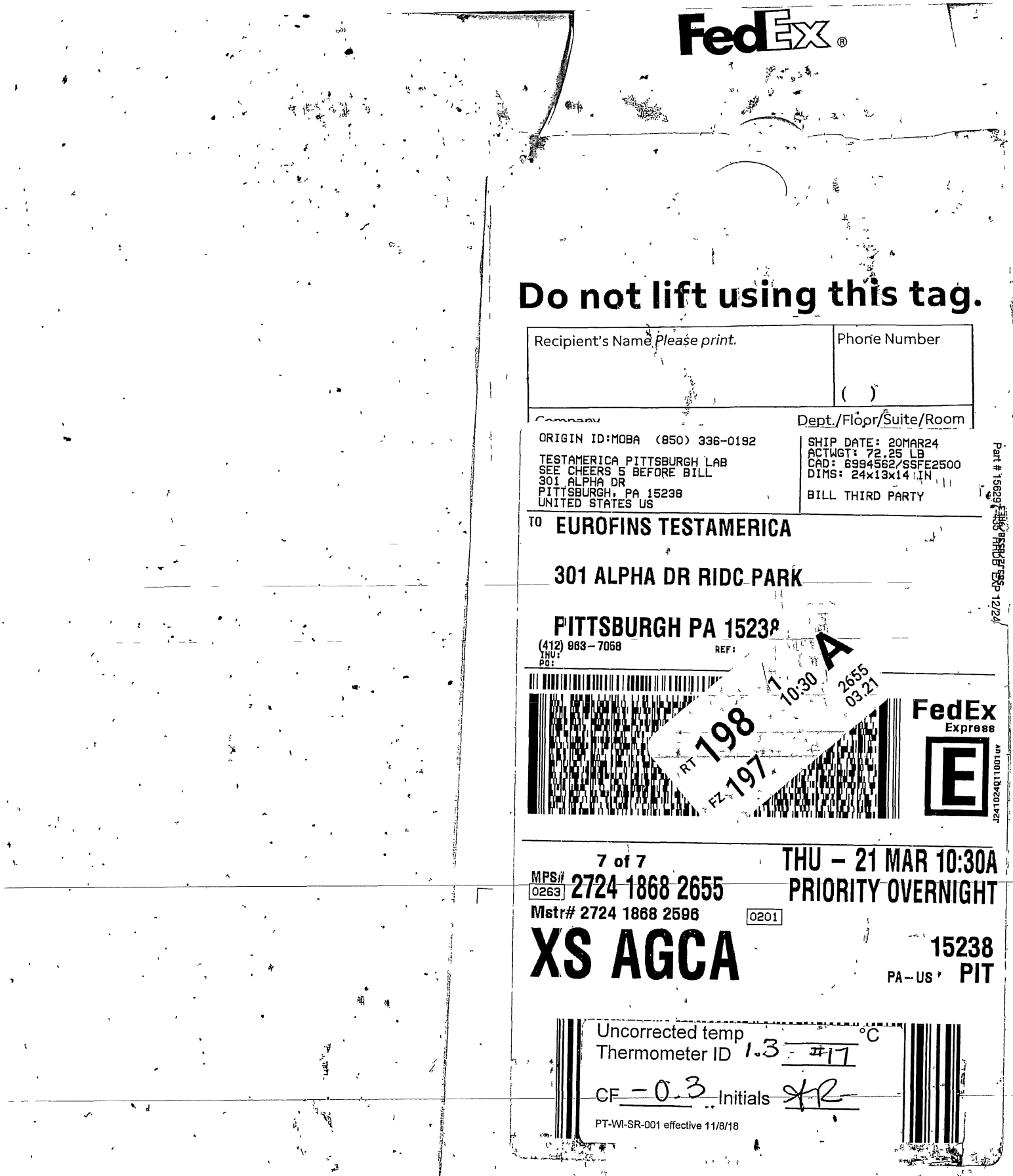

FedEx®

Do not lift using this tag.

Recipient's Name *Please print.*	Phone Number
	( )
Company	Dept./Floor/Suite/Room

ORIGIN ID:MOBA (850) 336-0192

TESTAMERICA PITTSBURGH LAB
SEE CHEERS 5 BEFORE BILL
301 ALPHA DR
PITTSBURGH, PA 15238
UNITED STATES US

SHIP DATE: 20MAR24
ACTWGT: 72.25 LB
CAD: 6994562/SSFE2500
DIMS: 24x13x14 IN

BILL THIRD PARTY

Part # 156297-[illegible] RADB EXP 12/24

TO **EUROFINS TESTAMERICA**

301 ALPHA DR RIDC PARK

PITTSBURGH PA 15238

(412) 963-7058 REF:
INV:
PO:

1 10:30 A
2655
03.21

RT 198
FZ 197

FedEx Express

E

J241024Q11001uv

7 of 7

MPS# 0263 2724 1868 2655

Mstr# 2724 1868 2596 0201

THU - 21 MAR 10:30A
PRIORITY OVERNIGHT

XS AGCA

15238
PA-US **PIT**

Uncorrected temp °C
Thermometer ID 1.3 #17
CF -0.3 Initials [illegible]

PT-WI-SR-001 effective 11/8/18



1
2
3
4
5
6
7
8
9
10
11
12
13

FedEx®

Do not lift using this tag.

ORIGIN ID:MOBA (850) 336-0192
TESTAMERICA PITTSBURGH LAB
SEE CHEERS 5 BEFORE BILL
301 ALPHA DR
PITTSBURGH, PA 15238
UNITED STATES US

SHIP DATE: 20MAR24
ACTWGT: 66.50 LB
CAD: 6994562/SSFE2500
DIMS: 24x13x14 IN
BILL THIRD PARTY

Part # 156297-435 RRDB EXP 12/24

TO EUROFINS TESTAMERICA
301 ALPHA DR RIDC PARK
PITTSBURGH PA 15238
(412) 963-7058
INV:
PO:
REF:
DEPT:

FedEx Express
E
J241024011001uv

3 of 7
MPS# 2724 1868 26
0263
Mstr# 2724 1868 2
XS AG

RT 198
FZ 197
1
10:30
A
2611
03.21

AR 10:30A
OVERNIGHT
15238
PA-US PIT

Uncorrected temp
Thermometer ID 2.8 #17
CF -0.3 Initials AR
PT-WI-SR-001 effective 11/8/18


Do not lift using this tag.
ORIGIN ID:MOBA (850) 336-0192
TESTAMERICA PITTSBURGH LAB
SEE CHEERS 5 BEFORE BILL
301 ALPHA DR
PITTSBURGH, PA 15238
UNITED STATES US
SHIP DATE: 20MAR24
ACTWGT: 67.70 LB
CAD: 6994562/SSFE2500
DIMS: 24x13x14 IN
BILL THIRD PARTY
TO EUROFINS TESTAMERICA
301 ALPHA DR RIDC PARK
PITTSBURGH PA 15238
(412) 963-7058
REF:
INV:
PO:
DEPT:
FedEx
Express
5 of 7
MPS# 2724 1868 2633
0263
Mstr# 2724 1868 2596
0201
XS AGCA
15238
PA-US
PIT
Uncorrected temp
Thermometer ID 4.3 #17
CF -0.3 Initials
PT-WI-SR-001 effective 11/8/18
Courier or Driver: Place Astra or barcode label here.


FedEx
Do not lift using this tag.
ORIGIN ID:MOBA (850) 336-0192
TESTAMERICA PITTSBURGH LAB
SEE CHEERS 5 BEFORE BILL
301 ALPHA DR
PITTSBURGH, PA 15238
UNITED STATES US
SHIP DATE: 20MAR24
ACTWGT: 70.15 LB
CAD: 6994562/SSFE2500
DIMS: 24x13x14 IN
BILL THIRD PARTY
TO EUROFINS TESTAMERICA
301 ALPHA DR RIDC PARK
PITTSBURGH PA 15238
(412) 963-7058
REF:
INV:
PO:
Uncorrected temp 3.4 °C
Thermometer ID 21
CF 0.9 Initials MR
PT-WI-SR-001 effective 11/8/18
FedEx Express
6 of 7
MPS# 0263 2724 1868 2644
Mstr# 2724 1868 2596
0201
THU - 21 MAR 10:30A
PRIORITY OVERNIGHT
XS AGCA
15238
PA-US PIT


FedEx
TO EUROFINS TESTAMERICA
301 ALPHA DR RIDC PARK
PITTSBURGH PA 15238
(412) 963-7058
INV:
PO:
REF:
DEPT:
Uncorrected temp 3.4 °C
Thermometer ID 21
CF -0.9 Initials
PT-WI-SR-001 effective 11/8/18
FedEx Express
1 of 7
TRK# 0201 2724 1868 2596
MASTER
XS AGCA
THU - 21 MAR 10:30A
PRIORITY OVERNIGHT
AHS
15238
PA-US PIT
RT 198 1 10:30 A 2596 03.21
FZ 197

Eurofins Pittsburgh
301 Alpha Drive RIDC Park
Pittsburgh, PA 15238
Phone: 412-963-7058 Fax: 412-963-2468

Chain of Custody Record

eurofins | Environment Testing

Client Information (Sub Contract Lab)	Sampler:	Lab PM: Brown, Shali	Carrier Tracking No(s):	COC No: 180-510090.1
Client Contact: Shipping/Receiving	Phone:	E-Mail: Shali.Brown@et.eurofinsus.com	State of Origin: Mississippi	Page: Page 1 of 2
Company: TestAmerica Laboratories, Inc.		Accreditations Required (See note):		Job #: 180-171248-2
Address: 13715 Rider Trail North, ,	Due Date Requested: 4/25/2024			
City: Earth City	TAT Requested (days):			
State, Zip: MO, 63045				
Phone: 314-298-8566(Tel) 314-298-8757(Fax)	PO #:			
Email:	WO #:			
Project Name: Plant Daniel GSA CCR	Project #: 18020047			
Site:	SSOW#:			

Analysis Requested

Preservation Codes:
A - HCL
B - NaOH
C - Zn Acetate
D - Nitric Acid
E - NaHSO4
F - MeOH
G - Amchlor
H - Ascorbic Acid
I - Ice
J - DI Water
K - EDTA
L - EDA
M - Hexane
N - None
O - AsNaO2
P - Na2O4S
Q - Na2SO3
R - Na2S2O3
S - H2SO4
T - TSP Dodecahydrate
U - Acetone
V - MCAA
W - pH 4-5
Y - Trizma
Z - other (specify)
Other:

Sample Identification - Client ID (Lab ID)	Sample Date	Sample Time	Sample Type (C=comp, G=grab)	Matrix (W=water, S=solid, O=waste/oil, BT=Tissue, A=Air)	Field Filtered Sample (Yes or No)	Perform MS/MSD (Yes or No)	9320_Ra228/PrecSep_0 Standard Target List	9315_Ra226/PrecSep_21 Radium 226	Ra226Ra228_GFPC	Total Number of containers	Special Instructions/Note:
			Preservation Code:								
MW-1 (180-171248-1)	3/19/24	14:45 Central		Water			X	X	X	2	
MW-2 (180-171248-2)	3/19/24	18:32 Central		Water			X	X	X	2	
MW-3 (180-171248-3)	3/18/24	15:37 Central		Water			X	X	X	2	
MW-4 (180-171248-4)	3/19/24	09:47 Central		Water			X	X	X	2	
MW-5 (180-171248-5)	3/19/24	11:09 Central		Water			X	X	X	2	
MW-6 (180-171248-6)	3/18/24	17:14 Central		Water			X	X	X	2	
MW-7 (180-171248-7)	3/18/24	13:58 Central		Water			X	X	X	2	
MW-8 (180-171248-8)	3/20/24	09:30 Central		Water			X	X	X	2	
MW-9 (180-171248-9)	3/20/24	11:09 Central		Water			X	X	X	2	

Note: Since laboratory accreditations are subject to change, Eurofins Pittsburgh places the ownership of method, analyte & accreditation compliance upon our subcontract laboratories. This sample shipment is forwarded under chain-of-custody. If the laboratory does not currently maintain accreditation in the State of Origin listed above for analysis/tests/matrix being analyzed, the samples must be shipped back to the Eurofins Pittsburgh laboratory or other instructions will be provided. Any changes to accreditation status should be brought to Eurofins Pittsburgh attention immediately. If all requested accreditations are current to date, return the signed Chain of Custody attesting to said compliance to Eurofins Pittsburgh.

Possible Hazard Identification
Unconfirmed

Sample Disposal (A fee may be assessed if samples are retained longer than 1 month)
☐ *Return To Client* ☐ *Disposal By Lab* ☐ *Archive For* _____ *Months*

Deliverable Requested: I, II, III, IV, Other (specify) Primary Deliverable Rank: 2

Special Instructions/QC Requirements:

Empty Kit Relinquished by:	Date:	Time:	Method of Shipment:		
Relinquished by: [signature]	Date/Time: 3-25-24 1700	Company: EPI/ATL	Received by: Richard Thornley	Date/Time: MAR 26 2024 1000	Company: ETASTL
Relinquished by:	Date/Time:	Company	Received by:	Date/Time:	Company
Relinquished by:	Date/Time:	Company	Received by:	Date/Time:	Company

Custody Seals Intact: Δ Yes Δ No | Custody Seal No.: | Cooler Temperature(s) °C and Other Remarks:

Ver: 06/08/2021

Eurofins Pittsburgh
301 Alpha Drive RIDC Park
Pittsburgh, PA 15238
Phone: 412-963-7058 Fax: 412-963-2468

Chain of Custody Record

eurofins | Environment Testing

Client Information (Sub Contract Lab)	Sampler:	Lab PM: Brown, Shali	Carrier Tracking No(s):	COC No: 180-510090.2
Client Contact: Shipping/Receiving	Phone:	E-Mail: Shali.Brown@et.eurofinsus.com	State of Origin: Mississippi	Page: Page 2 of 2
Company: TestAmerica Laboratories, Inc.		Accreditations Required (See note):		Job #: 180-171248-2
Address: 13715 Rider Trail North, ,	Due Date Requested: 4/25/2024			
City: Earth City	TAT Requested (days):			
State, Zip: MO, 63045				
Phone: 314-298-8566(Tel) 314-298-8757(Fax)	PO #:			
Email:	WO #:			
Project Name: Plant Daniel GSA CCR	Project #: 18020047			
Site:	SSOW#:			

Analysis Requested

Preservation Codes:
A - HCL
B - NaOH
C - Zn Acetate
D - Nitric Acid
E - NaHSO4
F - MeOH
G - Amchlor
H - Ascorbic Acid
I - Ice
J - DI Water
K - EDTA
L - EDA
M - Hexane
N - None
O - AsNaO2
P - Na2O4S
Q - Na2SO3
R - Na2S2O3
S - H2SO4
T - TSP Dodecahydrate
U - Acetone
V - MCAA
W - pH 4-5
Y - Trizma
Z - other (specify)
Other:

Sample Identification - Client ID (Lab ID)	Sample Date	Sample Time	Sample Type (C=comp, G=grab)	Matrix (W=water, S=solid, O=waste/oil, BT=Tissue, A=Air)	Field Filtered Sample (Yes or No)	Perform MS/MSD (Yes or No)	9320_Ra228/PrecSep_0 Standard Target List	9315_Ra226/PrecSep_21 Radium 226	Ra226Ra228_GFPC	Total Number of containers	Special Instructions/Note:
			Preservation Code:								
MW-10 (180-171248-10)	3/19/24	16:13 Central		Water			X	X	X	2	
DUP-01 (180-171248-11)	3/18/24	14:37 Central		Water			X	X	X	2	
DUP-04 (180-171248-12)	3/19/24	15:13 Central		Water			X	X	X	2	
DUP-05 (180-171248-13)	3/20/24	08:30 Central		Water			X	X	X	2	
FB-01 (180-171248-14)	3/20/24	07:50 Central		Water			X	X	X	2	
EB-01 (180-171248-15)	3/20/24	07:57 Central		Water			X	X	X	2	

Note: Since laboratory accreditations are subject to change, Eurofins Pittsburgh places the ownership of method, analyte & accreditation compliance upon our subcontract laboratories. This sample shipment is forwarded under chain-of-custody. If the laboratory does not currently maintain accreditation in the State of Origin listed above for analysis/tests/matrix being analyzed, the samples must be shipped back to the Eurofins Pittsburgh laboratory or other instructions will be provided. Any changes to accreditation status should be brought to Eurofins Pittsburgh attention immediately. If all requested accreditations are current to date, return the signed Chain of Custody attesting to said compliance to Eurofins Pittsburgh.

Possible Hazard Identification
Unconfirmed

Sample Disposal (A fee may be assessed if samples are retained longer than 1 month)
☐ *Return To Client* ☐ *Disposal By Lab* ☐ *Archive For* _____ *Months*

Deliverable Requested: I, II, III, IV, Other (specify) Primary Deliverable Rank: 2

Special Instructions/QC Requirements:

Empty Kit Relinquished by:	Date:	Time:	Method of Shipment:		
Relinquished by: [signature]	Date/Time: 3-25-24 1700	Company: EPIAME	Received by: Richard Thornley	Date/Time: MAR 26 2024 1000	Company: ETA STL
Relinquished by:	Date/Time:	Company	Received by:	Date/Time:	Company
Relinquished by:	Date/Time:	Company	Received by:	Date/Time:	Company

Custody Seals Intact: Δ Yes Δ No	Custody Seal No.:	Cooler Temperature(s) °C and Other Remarks

Ver: 06/08/2021

Login Sample Receipt Checklist

Client: Southern Company

Job Number: 180-171248-2

Login Number: 171248

List Source: Eurofins Pittsburgh

List Number: 1

Creator: Abernathy, Eric L

Question	Answer	Comment
Radioactivity wasn't checked or is </= background as measured by a survey meter.	N/A	
The cooler's custody seal, if present, is intact.	True	
Sample custody seals, if present, are intact.	True	
The cooler or samples do not appear to have been compromised or tampered with.	True	
Samples were received on ice.	True	
Cooler Temperature is acceptable.	True	
Cooler Temperature is recorded.	True	
COC is present.	True	
COC is filled out in ink and legible.	True	
COC is filled out with all pertinent information.	True	
Is the Field Sampler's name present on COC?	True	
There are no discrepancies between the containers received and the COC.	True	
Samples are received within Holding Time (excluding tests with immediate HTs)	True	
Sample containers have legible labels.	True	
Containers are not broken or leaking.	True	
Sample collection date/times are provided.	True	
Appropriate sample containers are used.	True	
Sample bottles are completely filled.	True	
Sample Preservation Verified.	True	
There is sufficient vol. for all requested analyses, incl. any requested MS/MSDs	True	
Containers requiring zero headspace have no headspace or bubble is <6mm (1/4").	True	
Multiphasic samples are not present.	True	
Samples do not require splitting or compositing.	True	
Residual Chlorine Checked.	N/A	

Login Sample Receipt Checklist

Client: Southern Company

Job Number: 180-171248-2

Login Number: 171248
List Number: 2
Creator: Thornley, Richard W

List Source: Eurofins St. Louis
List Creation: 03/26/24 01:49 PM

Question	Answer	Comment
Radioactivity wasn't checked or is </= background as measured by a survey meter.	True	
The cooler's custody seal, if present, is intact.	True	
Sample custody seals, if present, are intact.	True	
The cooler or samples do not appear to have been compromised or tampered with.	True	
Samples were received on ice.	N/A	
Cooler Temperature is acceptable.	True	
Cooler Temperature is recorded.	True	
COC is present.	True	
COC is filled out in ink and legible.	True	
COC is filled out with all pertinent information.	True	
Is the Field Sampler's name present on COC?	N/A	
There are no discrepancies between the containers received and the COC.	True	
Samples are received within Holding Time (excluding tests with immediate HTs)	True	
Sample containers have legible labels.	True	
Containers are not broken or leaking.	True	
Sample collection date/times are provided.	True	
Appropriate sample containers are used.	True	
Sample bottles are completely filled.	True	
Sample Preservation Verified.	True	
There is sufficient vol. for all requested analyses, incl. any requested MS/MSDs	True	
Containers requiring zero headspace have no headspace or bubble is <6mm (1/4").	N/A	
Multiphasic samples are not present.	True	
Samples do not require splitting or compositing.	True	
Residual Chlorine Checked.	N/A	

Low-Flow Test Report:

Test Date / Time: 10/1/2024 9:32:57 AM
Project: Daniel GSA CCR MW-1
Operator Name: Rick Hagendorfer

Location Name: Daniel GSA CCR MW-1 **Well Diameter: 2 in** **Casing Type: PVC** **Screen Length: 10 ft** **Top of Screen: 43.3 ft** **Total Depth: 53.3 ft** **Initial Depth to Water: 22.35 ft**	**Pump Type: QED** **Tubing Type: PE** **Pump Intake From TOC: 48.3 ft** **Estimated Total Volume Pumped: 12000 ml** **Flow Cell Volume: 90 ml** **Final Flow Rate: 400 ml/min** **Final Draw Down: 0.03 ft**	**Instrument Used: Aqua TROLL 400** **Serial Number: 800306**

Test Notes:
Daniel GSA CCR and State samples taken after stabilization

Weather Conditions:
Sunny 80 degrees F

Low-Flow Readings:

Date Time	Elapsed Time	pH	Temperature	Specific Conductivity	RDO Concentration	Turbidity	ORP	Depth to Water	Flow
		+/- 0.2	+/- 0.2	+/- 5 %	+/- 0.2	+/- 10	+/- 20	+/- 0.3	
10/1/2024 9:32 AM	00:00	5.39 pH	27.08 °C	47.65 µS/cm	5.85 mg/L		111.9 mV	22.35 ft	400.00 ml/min
10/1/2024 9:37 AM	05:00	4.89 pH	20.29 °C	54.91 µS/cm	0.65 mg/L	0.57 NTU	167.9 mV	22.38 ft	400.00 ml/min
10/1/2024 9:42 AM	10:00	4.87 pH	19.95 °C	54.91 µS/cm	0.46 mg/L	0.43 NTU	149.1 mV	22.38 ft	400.00 ml/min
10/1/2024 9:47 AM	15:00	4.86 pH	19.88 °C	54.80 µS/cm	0.45 mg/L	0.44 NTU	133.4 mV	22.38 ft	400.00 ml/min
10/1/2024 9:52 AM	20:00	4.86 pH	19.84 °C	54.77 µS/cm	0.46 mg/L	0.37 NTU	120.9 mV	22.38 ft	400.00 ml/min
10/1/2024 9:57 AM	25:00	4.87 pH	19.84 °C	54.84 µS/cm	0.47 mg/L	0.42 NTU	112.0 mV	22.38 ft	400.00 ml/min
10/1/2024 10:02 AM	30:00	4.86 pH	19.83 °C	54.86 µS/cm	0.48 mg/L	0.31 NTU	106.0 mV	22.38 ft	400.00 ml/min

Samples

Sample ID:	Description:
MW-1	Sample time 1006

Low-Flow Test Report:

Test Date / Time: 10/1/2024 11:34:25 AM
Project: Daniel GSA CCR MW-2
Operator Name: Rick Hagendorfer

Location Name: Daniel GSA CCR MW-2 **Well Diameter: 2 in** **Casing Type: PVC** **Screen Length: 10 ft** **Top of Screen: 43.2 ft** **Total Depth: 53.2 ft** **Initial Depth to Water: 20.54 ft**	**Pump Type: QED** **Tubing Type: Pe** **Pump Intake From TOC: 48.2 ft** **Estimated Total Volume Pumped: 14000 ml** **Flow Cell Volume: 90 ml** **Final Flow Rate: 400 ml/min** **Final Draw Down: 0.03 ft**	**Instrument Used: Aqua TROLL 400** **Serial Number: 800306**

Test Notes:
Daniel GSA CCR and State samples taken after stabilization

Weather Conditions:
Sunny 86 degrees F

Low-Flow Readings:

Date Time	Elapsed Time	pH	Temperature	Specific Conductivity	RDO Concentration	Turbidity	ORP	Depth to Water	Flow
		+/- 0.2	+/- 0.2	+/- 5 %	+/- 0.2	+/- 10	+/- 20	+/- 0.3	
10/1/2024 11:34 AM	00:00	4.86 pH	23.62 °C	47.08 µS/cm	5.61 mg/L		128.5 mV	20.54 ft	400.00 ml/min
10/1/2024 11:39 AM	05:00	4.84 pH	20.59 °C	44.64 µS/cm	4.64 mg/L	0.34 NTU	173.6 mV	20.57 ft	400.00 ml/min
10/1/2024 11:44 AM	10:00	4.84 pH	20.40 °C	45.88 µS/cm	4.62 mg/L	0.26 NTU	102.5 mV	20.57 ft	400.00 ml/min
10/1/2024 11:49 AM	15:00	4.79 pH	20.24 °C	48.56 µS/cm	4.45 mg/L	0.41 NTU	179.1 mV	20.57 ft	400.00 ml/min
10/1/2024 11:54 AM	20:00	4.77 pH	20.19 °C	50.05 µS/cm	4.25 mg/L	0.39 NTU	105.1 mV	20.57 ft	400.00 ml/min
10/1/2024 11:59 AM	25:00	4.75 pH	20.28 °C	51.16 µS/cm	4.18 mg/L	0.26 NTU	103.2 mV	20.57 ft	400.00 ml/min
10/1/2024 12:04 PM	30:00	4.76 pH	20.20 °C	51.53 µS/cm	4.07 mg/L	0.29 NTU	102.5 mV	20.57 ft	400.00 ml/min
10/1/2024 12:09 PM	35:00	4.75 pH	20.15 °C	51.58 µS/cm	4.02 mg/L	0.29 NTU	103.0 mV	20.57 ft	400.00 ml/min

Samples

Sample ID:	Description:
MW-2	Sample time 1212

Low-Flow Test Report:

Test Date / Time: 9/30/2024 1:33:07 PM
Project: Daniel GSA CCR MW-3
Operator Name: Keith Krisman

Location Name: Daniel GSA CCR MW-3 **Well Diameter: 2 in** **Casing Type: PVC** **Screen Length: 10 ft** **Top of Screen: 44.3 ft** **Total Depth: 54.3 ft** **Initial Depth to Water: 23.86 ft**	**Pump Type: QED** **Tubing Type: PE** **Pump Intake From TOC: 49.3 ft** **Estimated Total Volume Pumped: 10000 ml** **Flow Cell Volume: 90 ml** **Final Flow Rate: 400 ml/min** **Final Draw Down: 0.05 ft**	**Instrument Used: Aqua TROLL 400** **Serial Number: 1055720**

Test Notes:
Daniel GSA CCR and State samples taken after stabilization

Weather Conditions:
Partly cloudy 87 degrees F

Low-Flow Readings:

Date Time	Elapsed Time	pH	Temperature	Specific Conductivity	RDO Concentration	Turbidity	ORP	Depth to Water	Flow
		+/- 0.2	+/- 0.2	+/- 5 %	+/- 0.2	+/- 10	+/- 20	+/- 0.3	
9/30/2024 1:33 PM	00:00	4.63 pH	26.90 °C	101.01 µS/cm	3.97 mg/L		137.7 mV	23.86 ft	400.00 ml/min
9/30/2024 1:38 PM	05:00	4.50 pH	24.11 °C	129.84 µS/cm	3.58 mg/L	0.47 NTU	115.4 mV	23.90 ft	400.00 ml/min
9/30/2024 1:43 PM	10:00	4.50 pH	24.06 °C	137.89 µS/cm	3.48 mg/L	0.50 NTU	137.8 mV	23.91 ft	400.00 ml/min
9/30/2024 1:48 PM	15:00	4.51 pH	23.93 °C	137.35 µS/cm	3.45 mg/L	0.46 NTU	135.3 mV	23.91 ft	400.00 ml/min
9/30/2024 1:53 PM	20:00	4.51 pH	23.84 °C	136.63 µS/cm	3.44 mg/L	0.39 NTU	133.4 mV	23.91 ft	400.00 ml/min
9/30/2024 1:58 PM	25:00	4.52 pH	23.83 °C	135.80 µS/cm	3.40 mg/L	0.29 NTU	132.1 mV	23.91 ft	400.00 ml/min

Samples

Sample ID:	Description:
MW-3	Sample time 1400
DUP-01	Fake sample time 1300

Low-Flow Test Report:

Test Date / Time: 10/1/2024 7:43:49 AM
Project: Daniel GSA CCR MW-4
Operator Name: Keith Krisman

Location Name: Daniel GSA CCR MW-4 **Well Diameter: 2 in** **Casing Type: PVC** **Screen Length: 10 ft** **Top of Screen: 41.8 ft** **Total Depth: 51.8 ft** **Initial Depth to Water: 24.02 ft**	**Pump Type: QED** **Tubing Type: PE** **Pump Intake From TOC: 46.8 ft** **Estimated Total Volume Pumped: 14000 ml** **Flow Cell Volume: 90 ml** **Final Flow Rate: 400 ml/min** **Final Draw Down: 0.08 ft**	**Instrument Used: Aqua TROLL 400** **Serial Number: 1055720**

Test Notes:
Daniel GSA CCR and State samples taken after stabilization

Weather Conditions:
Sunny 70 degrees F

Low-Flow Readings:

Date Time	Elapsed Time	pH	Temperature	Specific Conductivity	RDO Concentration	Turbidity	ORP	Depth to Water	Flow
		+/- 0.2	+/- 0.2	+/- 5 %	+/- 0.2	+/- 10	+/- 20	+/- 0.3	
10/1/2024 7:43 AM	00:00	4.61 pH	21.06 °C	41.70 µS/cm	3.12 mg/L		92.1 mV	24.02 ft	400.00 ml/min
10/1/2024 7:48 AM	05:00	4.65 pH	20.96 °C	40.86 µS/cm	2.79 mg/L	1.85 NTU	84.3 mV	24.07 ft	400.00 ml/min
10/1/2024 7:53 AM	10:00	4.66 pH	20.96 °C	40.15 µS/cm	2.81 mg/L	2.12 NTU	109.8 mV	24.10 ft	400.00 ml/min
10/1/2024 7:58 AM	15:00	4.67 pH	20.97 °C	39.46 µS/cm	2.81 mg/L	2.18 NTU	113.4 mV	24.10 ft	400.00 ml/min
10/1/2024 8:03 AM	20:00	4.68 pH	21.02 °C	39.20 µS/cm	2.88 mg/L	2.31 NTU	116.9 mV	24.10 ft	400.00 ml/min
10/1/2024 8:08 AM	25:00	4.68 pH	21.00 °C	39.09 µS/cm	2.94 mg/L	1.58 NTU	119.8 mV	24.10 ft	400.00 ml/min
10/1/2024 8:13 AM	30:00	4.68 pH	21.02 °C	38.91 µS/cm	2.96 mg/L	1.39 NTU	122.2 mV	24.10 ft	400.00 ml/min
10/1/2024 8:18 AM	35:00	4.68 pH	21.06 °C	38.85 µS/cm	2.99 mg/L	0.94 NTU	124.2 mV	24.10 ft	400.00 ml/min

Samples

Sample ID:	Description:
MW-4	Sample time 0820
DUP-03	Fake sample time 0720

Low-Flow Test Report:

Test Date / Time: 10/1/2024 8:24:40 AM
Project: Daniel GSA CCR MW-5
Operator Name: Rick Hagendorfer

Location Name: Daniel GSA CCR MW-5 **Well Diameter: 2 in** **Casing Type: PVC** **Screen Length: 10 ft** **Top of Screen: 46.3 ft** **Total Depth: 56.3 ft** **Initial Depth to Water: 23.42 ft**	**Pump Type: QED** **Tubing Type: PE** **Pump Intake From TOC: 51.3 ft** **Estimated Total Volume Pumped: 16000 ml** **Flow Cell Volume: 90 ml** **Final Flow Rate: 400 ml/min** **Final Draw Down: 0.01 ft**	**Instrument Used: Aqua TROLL 400** **Serial Number: 800306**

Test Notes:

Weather Conditions:
Sunny 74

Low-Flow Readings:

Date Time	Elapsed Time	pH	Temperature	Specific Conductivity	RDO Concentration	Turbidity	ORP	Depth to Water	Flow
		+/- 0.2	+/- 0.2	+/- 5 %	+/- 0.2	+/- 10	+/- 20	+/- 0.3	
10/1/2024 8:24 AM	00:00	4.77 pH	23.82 °C	76.30 µS/cm	8.11 mg/L		144.0 mV	23.42 ft	400.00 ml/min
10/1/2024 8:29 AM	05:00	4.73 pH	19.93 °C	38.39 µS/cm	0.55 mg/L	0.38 NTU	102.5 mV	23.43 ft	400.00 ml/min
10/1/2024 8:34 AM	10:00	4.80 pH	19.70 °C	39.03 µS/cm	0.30 mg/L	0.43 NTU	140.9 mV	23.43 ft	400.00 ml/min
10/1/2024 8:39 AM	15:00	4.84 pH	19.70 °C	39.15 µS/cm	0.25 mg/L	0.46 NTU	87.0 mV	23.43 ft	400.00 ml/min
10/1/2024 8:44 AM	20:00	4.85 pH	19.70 °C	39.02 µS/cm	0.23 mg/L	0.45 NTU	85.1 mV	23.43 ft	400.00 ml/min
10/1/2024 8:49 AM	25:00	4.86 pH	19.74 °C	39.32 µS/cm	0.22 mg/L	0.29 NTU	134.8 mV	23.43 ft	400.00 ml/min
10/1/2024 8:54 AM	30:00	4.84 pH	19.76 °C	39.16 µS/cm	0.22 mg/L	0.26 NTU	85.9 mV	23.43 ft	400.00 ml/min
10/1/2024 8:59 AM	35:00	4.86 pH	19.78 °C	39.30 µS/cm	0.22 mg/L	0.25 NTU	84.8 mV	23.43 ft	400.00 ml/min
10/1/2024 9:04 AM	40:00	4.88 pH	19.82 °C	38.13 µS/cm	0.22 mg/L	0.26 NTU	91.5 mV	23.43 ft	400.00 ml/min

Samples

Sample ID:	Description:
MW-5	Sample time 0907

EB-01	Sample time 0724
FB-01	Sample time 0744

Created using VuSitu from In-Situ, Inc.

Low-Flow Test Report:

Test Date / Time: 9/30/2024 3:12:37 PM
Project: Daniel GSA CCR MW-6
Operator Name: Keith Krisman

Location Name: Daniel GSA CCR MW-6 **Well Diameter: 2 in** **Casing Type: PVC** **Screen Length: 10 ft** **Top of Screen: 46 ft** **Total Depth: 56 ft** **Initial Depth to Water: 23.31 ft**	**Pump Type: QED** **Tubing Type: PE** **Pump Intake From TOC: 51 ft** **Estimated Total Volume Pumped: 12000 ml** **Flow Cell Volume: 90 ml** **Final Flow Rate: 400 ml/min** **Final Draw Down: 0.03 ft**	**Instrument Used: Aqua TROLL 400** **Serial Number: 1055720**

Test Notes:

Weather Conditions:
Sunny 87 degrees F

Low-Flow Readings:

Date Time	Elapsed Time	pH	Temperature	Specific Conductivity	RDO Concentration	Turbidity	ORP	Depth to Water	Flow
		+/- 0.2	+/- 0.2	+/- 5 %	+/- 0.2	+/- 10	+/- 20	+/- 0.3	
9/30/2024 3:12 PM	00:00	4.97 pH	27.20 °C	30.44 µS/cm	4.28 mg/L		129.9 mV	23.31 ft	400.00 ml/min
9/30/2024 3:17 PM	05:00	4.60 pH	22.32 °C	34.68 µS/cm	0.73 mg/L	0.94 NTU	109.5 mV	23.34 ft	400.00 ml/min
9/30/2024 3:22 PM	10:00	4.63 pH	22.00 °C	35.15 µS/cm	0.29 mg/L	0.80 NTU	100.1 mV	23.34 ft	400.00 ml/min
9/30/2024 3:27 PM	15:00	4.63 pH	21.89 °C	35.17 µS/cm	0.22 mg/L	0.79 NTU	97.0 mV	23.34 ft	400.00 ml/min
9/30/2024 3:32 PM	20:00	4.63 pH	21.68 °C	35.24 µS/cm	0.20 mg/L	1.06 NTU	115.9 mV	23.34 ft	400.00 ml/min
9/30/2024 3:37 PM	25:00	4.58 pH	21.64 °C	35.27 µS/cm	0.20 mg/L	0.82 NTU	114.6 mV	23.34 ft	400.00 ml/min
9/30/2024 3:42 PM	30:00	4.56 pH	21.65 °C	35.34 µS/cm	0.21 mg/L	0.47 NTU	113.2 mV	23.34 ft	400.00 ml/min

Samples

Sample ID:	Description:
MW-6	Sample time 1545

Low-Flow Test Report:

Test Date / Time: 9/30/2024 12:11:40 PM
Project: Daniel GSA CCR MW-7
Operator Name: Keith Krisman

Location Name: Daniel GSA CCR MW-7 **Well Diameter: 2 in** **Casing Type: PVC** **Screen Length: 10 ft** **Top of Screen: 44.8 ft** **Total Depth: 54.8 ft** **Initial Depth to Water: 20.52 ft**	**Pump Type: QED** **Tubing Type: PE** **Pump Intake From TOC: 49.8 ft** **Estimated Total Volume Pumped: 14000 ml** **Flow Cell Volume: 90 ml** **Final Flow Rate: 400 ml/min** **Final Draw Down: 0.04 ft**	**Instrument Used: Aqua TROLL 400** **Serial Number: 1055720**

Test Notes:

Weather Conditions:
Partly cloudy 88 degrees F

Low-Flow Readings:

Date Time	Elapsed Time	pH	Temperature	Specific Conductivity	RDO Concentration	Turbidity	ORP	Depth to Water	Flow
		+/- 0.2	+/- 0.2	+/- 5 %	+/- 0.2	+/- 10	+/- 20	+/- 0.3	
9/30/2024 12:11 PM	00:00	4.42 pH	24.51 °C	73.50 µS/cm	6.06 mg/L		125.3 mV	20.52 ft	400.00 ml/min
9/30/2024 12:16 PM	05:00	4.32 pH	22.48 °C	76.16 µS/cm	6.19 mg/L	4.68 NTU	129.0 mV	20.56 ft	400.00 ml/min
9/30/2024 12:21 PM	10:00	4.34 pH	22.40 °C	77.40 µS/cm	6.11 mg/L	3.11 NTU	163.2 mV	20.56 ft	400.00 ml/min
9/30/2024 12:26 PM	15:00	4.35 pH	22.39 °C	78.77 µS/cm	6.00 mg/L	3.29 NTU	165.9 mV	20.56 ft	400.00 ml/min
9/30/2024 12:31 PM	20:00	4.33 pH	22.32 °C	80.48 µS/cm	5.91 mg/L	3.62 NTU	166.8 mV	20.56 ft	400.00 ml/min
9/30/2024 12:36 PM	25:00	4.35 pH	22.40 °C	81.37 µS/cm	5.89 mg/L	2.83 NTU	166.1 mV	20.56 ft	400.00 ml/min
9/30/2024 12:41 PM	30:00	4.34 pH	22.36 °C	81.87 µS/cm	5.83 mg/L	2.10 NTU	166.5 mV	20.56 ft	400.00 ml/min
9/30/2024 12:46 PM	35:00	4.34 pH	22.40 °C	82.43 µS/cm	5.82 mg/L	1.59 NTU	166.9 mV	20.56 ft	400.00 ml/min

Samples

Sample ID:	Description:
MW-7	Sample time=1248

Low-Flow Test Report:

Test Date / Time: 9/30/2024 12:14:14 PM
Project: Daniel GSA CCR MW-8
Operator Name: Rick Hagendorfer

Location Name: Daniel GSA CCR MW-8 **Well Diameter: 2 in** **Casing Type: PVC** **Screen Length: 10 ft** **Top of Screen: 45.8 ft** **Total Depth: 55.8 ft** **Initial Depth to Water: 20.44 ft**	**Pump Type: QED** **Tubing Type: Pe** **Pump Intake From TOC: 50.8 ft** **Estimated Total Volume Pumped: 8000 ml** **Flow Cell Volume: 90 ml** **Final Flow Rate: 400 ml/min** **Final Draw Down: 0.01 ft**	**Instrument Used: Aqua TROLL 400** **Serial Number: 800306**

Test Notes:

Weather Conditions:
P/C 88

Low-Flow Readings:

Date Time	Elapsed Time	pH	Temperature	Specific Conductivity	RDO Concentration	Turbidity	ORP	Depth to Water	Flow
		+/- 0.2	+/- 0.2	+/- 5 %	+/- 0.2	+/- 10	+/- 20	+/- 0.3	
9/30/2024 12:14 PM	00:00	4.52 pH	26.65 °C	65.38 µS/cm	7.14 mg/L		148.6 mV	20.44 ft	400.00 ml/min
9/30/2024 12:19 PM	05:00	4.61 pH	21.44 °C	47.44 µS/cm	5.99 mg/L	0.40 NTU	128.8 mV	20.45 ft	400.00 ml/min
9/30/2024 12:24 PM	10:00	4.65 pH	21.18 °C	47.46 µS/cm	5.89 mg/L	0.69 NTU	125.6 mV	20.45 ft	400.00 ml/min
9/30/2024 12:29 PM	15:00	4.68 pH	21.17 °C	47.32 µS/cm	5.94 mg/L	0.53 NTU	125.4 mV	20.45 ft	400.00 ml/min
9/30/2024 12:34 PM	20:00	4.67 pH	21.14 °C	47.24 µS/cm	5.95 mg/L	0.59 NTU	126.5 mV	20.45 ft	400.00 ml/min

Samples

Sample ID:	Description:
MW-8	Sample time1237

Created using VuSitu from In-Situ, Inc.

Low-Flow Test Report:

Test Date / Time: 9/30/2024 1:17:25 PM
Project: Daniel GSA CCR MW-9
Operator Name: Rick Hagendorfer

Location Name: Daniel GSA CCR MW-9 **Well Diameter: 2 in** **Casing Type: PVC** **Screen Length: 10 ft** **Top of Screen: 46.2 ft** **Total Depth: 56.2 ft** **Initial Depth to Water: 20.09 ft**	**Pump Type: QED** **Tubing Type: Pe** **Pump Intake From TOC: 51.2 ft** **Estimated Total Volume Pumped: 50000 ml** **Flow Cell Volume: 90 ml** **Final Flow Rate: 400 ml/min** **Final Draw Down: 0.03 ft**	**Instrument Used: Aqua TROLL 400** **Serial Number: 800306**

Test Notes:

Weather Conditions:
Sunny 89

Low-Flow Readings:

Date Time	Elapsed Time	pH	Temperature	Specific Conductivity	RDO Concentration	Turbidity	ORP	Depth to Water	Flow
		+/- 0.2	+/- 0.2	+/- 5 %	+/- 0.2	+/- 10	+/- 20	+/- 0.3	
9/30/2024 1:17 PM	00:00	5.45 pH	30.51 °C	39.57 µS/cm	7.02 mg/L		114.5 mV	20.09 ft	400.00 ml/min
9/30/2024 1:22 PM	05:00	4.95 pH	21.22 °C	45.93 µS/cm	5.50 mg/L	0.77 NTU	107.7 mV	20.12 ft	400.00 ml/min
9/30/2024 1:27 PM	10:00	4.93 pH	20.67 °C	46.30 µS/cm	5.59 mg/L	0.38 NTU	174.5 mV	20.12 ft	400.00 ml/min
9/30/2024 1:32 PM	15:00	4.90 pH	20.91 °C	46.17 µS/cm	5.25 mg/L	0.27 NTU	180.0 mV	20.12 ft	400.00 ml/min
9/30/2024 1:37 PM	20:00	4.90 pH	21.00 °C	45.95 µS/cm	5.46 mg/L	0.38 NTU	174.1 mV	20.12 ft	400.00 ml/min
9/30/2024 1:42 PM	25:00	4.91 pH	21.09 °C	45.83 µS/cm	5.39 mg/L	0.37 NTU	164.3 mV	20.12 ft	400.00 ml/min
9/30/2024 1:47 PM	30:00	4.91 pH	21.03 °C	45.94 µS/cm	5.67 mg/L	0.40 NTU	94.1 mV	20.12 ft	400.00 ml/min
9/30/2024 1:52 PM	35:00	4.91 pH	20.96 °C	45.88 µS/cm	5.46 mg/L	0.28 NTU	159.8 mV	20.12 ft	400.00 ml/min
9/30/2024 1:57 PM	40:00	4.89 pH	20.85 °C	45.82 µS/cm	5.72 mg/L	0.33 NTU	164.0 mV	20.12 ft	400.00 ml/min
9/30/2024 2:02 PM	45:00	4.90 pH	20.95 °C	45.60 µS/cm	5.94 mg/L	0.29 NTU	165.5 mV	20.12 ft	400.00 ml/min
9/30/2024 2:07 PM	50:00	4.91 pH	21.16 °C	45.83 µS/cm	5.77 mg/L	0.25 NTU	162.9 mV	20.12 ft	400.00 ml/min
9/30/2024 2:12 PM	55:00	4.91 pH	21.19 °C	45.34 µS/cm	5.92 mg/L	0.33 NTU	93.3 mV	20.12 ft	400.00 ml/min
9/30/2024 2:17 PM	01:00:00	4.92 pH	21.16 °C	45.90 µS/cm	5.87 mg/L	0.32 NTU	162.4 mV	20.12 ft	400.00 ml/min

9/30/2024 2:22 PM	01:05:00	4.91 pH	21.24 °C	45.44 µS/cm	5.73 mg/L	0.29 NTU	169.6 mV	20.12 ft	400.00 ml/min
9/30/2024 2:27 PM	01:10:00	4.91 pH	21.10 °C	45.64 µS/cm	6.07 mg/L	0.31 NTU	98.9 mV	20.12 ft	400.00 ml/min
9/30/2024 2:32 PM	01:15:00	4.89 pH	21.13 °C	45.73 µS/cm	5.92 mg/L	0.33 NTU	172.9 mV	20.12 ft	400.00 ml/min
9/30/2024 2:37 PM	01:20:00	4.90 pH	21.20 °C	45.58 µS/cm	5.71 mg/L	0.27 NTU	100.2 mV	20.12 ft	400.00 ml/min
9/30/2024 2:42 PM	01:25:00	4.90 pH	21.21 °C	45.87 µS/cm	5.86 mg/L	0.29 NTU	101.0 mV	20.12 ft	400.00 ml/min
9/30/2024 2:47 PM	01:30:00	4.92 pH	21.22 °C	45.16 µS/cm	5.92 mg/L	0.28 NTU	101.6 mV	20.12 ft	400.00 ml/min
9/30/2024 2:52 PM	01:35:00	4.89 pH	21.09 °C	45.51 µS/cm	5.50 mg/L	0.33 NTU	180.3 mV	20.12 ft	400.00 ml/min
9/30/2024 2:57 PM	01:40:00	4.89 pH	20.68 °C	46.29 µS/cm	5.98 mg/L	0.44 NTU	181.9 mV	20.12 ft	400.00 ml/min
9/30/2024 3:02 PM	01:45:00	4.90 pH	20.82 °C	46.37 µS/cm	5.51 mg/L	0.31 NTU	183.9 mV	20.12 ft	400.00 ml/min
9/30/2024 3:07 PM	01:50:00	4.90 pH	20.77 °C	46.24 µS/cm	5.46 mg/L	0.49 NTU	103.4 mV	20.12 ft	400.00 ml/min
9/30/2024 3:12 PM	01:55:00	4.89 pH	20.82 °C	46.02 µS/cm	5.61 mg/L	0.47 NTU	180.4 mV	20.12 ft	400.00 ml/min
9/30/2024 3:17 PM	02:00:00	4.90 pH	20.86 °C	46.15 µS/cm	5.42 mg/L	0.42 NTU	103.0 mV	20.12 ft	400.00 ml/min
9/30/2024 3:22 PM	02:05:00	4.90 pH	20.82 °C	46.26 µS/cm	5.43 mg/L	0.41 NTU	181.0 mV	20.12 ft	400.00 ml/min

Samples

Sample ID:	Description:
MW-9	Sample time 1527

Low-Flow Test Report:

Test Date / Time: 10/1/2024 10:31:14 AM
Project: Daniel GSA CCR MW-10
Operator Name: Rick Hagendorfer

Location Name: Daniel GSA CCR MW-10 **Well Diameter: 2 in** **Casing Type: PVC** **Screen Length: 10 ft** **Top of Screen: 46.4 ft** **Total Depth: 56.4 ft** **Initial Depth to Water: 21.77 ft**	**Pump Type: QED** **Tubing Type: Pe** **Pump Intake From TOC: 51.4 ft** **Estimated Total Volume Pumped: 14000 ml** **Flow Cell Volume: 90 ml** **Final Flow Rate: 400 ml/min** **Final Draw Down: 0.03 ft**	**Instrument Used: Aqua TROLL 400** **Serial Number: 800306**

Test Notes:

Weather Conditions:
Sunny 84 degrees F

Low-Flow Readings:

Date Time	Elapsed Time	pH	Temperature	Specific Conductivity	RDO Concentration	Turbidity	ORP	Depth to Water	Flow
		+/- 0.2	+/- 0.2	+/- 5 %	+/- 0.2	+/- 10	+/- 20	+/- 0.3	
10/1/2024 10:31 AM	00:00	5.66 pH	24.60 °C	43.22 µS/cm	8.16 mg/L		117.5 mV	21.77 ft	400.00 ml/min
10/1/2024 10:36 AM	05:00	5.26 pH	20.41 °C	42.22 µS/cm	6.31 mg/L	1.34 NTU	97.7 mV	21.80 ft	400.00 ml/min
10/1/2024 10:41 AM	10:00	5.25 pH	20.20 °C	42.58 µS/cm	6.20 mg/L	0.93 NTU	96.6 mV	21.80 ft	400.00 ml/min
10/1/2024 10:46 AM	15:00	5.25 pH	20.14 °C	42.76 µS/cm	6.21 mg/L	0.71 NTU	162.7 mV	21.80 ft	400.00 ml/min
10/1/2024 10:51 AM	20:00	5.25 pH	20.12 °C	43.06 µS/cm	6.41 mg/L	0.84 NTU	167.0 mV	21.80 ft	400.00 ml/min
10/1/2024 10:56 AM	25:00	5.27 pH	20.18 °C	43.20 µS/cm	6.44 mg/L	0.78 NTU	97.6 mV	21.80 ft	400.00 ml/min
10/1/2024 11:01 AM	30:00	5.24 pH	20.15 °C	43.48 µS/cm	6.27 mg/L	0.68 NTU	97.0 mV	21.80 ft	400.00 ml/min
10/1/2024 11:06 AM	35:00	5.23 pH	20.16 °C	43.08 µS/cm	6.27 mg/L	0.61 NTU	97.6 mV	21.80 ft	400.00 ml/min

Samples

Sample ID:	Description:
MW-10	Sample time 1108

Water Quality Instrument Calibration Form

Project/Site: Daniel GSA | Project #: | Field Personnel: Rick Hagendorfer | RDH Environmental

Water Quality Meter - Model/Serial #: Aqua Troll 400/ Serial # 800306 | Turbidimeter - Model/Serial # Hach 2100Q/Serial # 14040C031713 | Lot #14057 | Exp. 5/2025

Dissolved Oxygen	DEP SOP FT 1500	Date	Time	Temp (°C)	Saturation (mg/L)[1]	Reading (mg/L)	Reading (%)	Pass or Fail
						Acceptance Criteria: +/-0.3mg/L		
(CAL) ICV CCV		9-30-24	1141	25.0	8.26	8.29	100.8	(P) F
CAL (ICV) CCV		9-30-24	1145	25.7	8.15	8.16	100.2	(P) F
CAL ICV (CCV)		9-30-24	1709	28.6	7.74	7.79	101.1	(P) F
CAL ICV CCV								P F

Specific Conductance	DEP SOP FT 1200	Date	Time	Standard (uS/cm)	Standard Lot #	Standard Exp. Date	Reading (uS/cm)	Pass or Fail
						Acceptance Criteria: +/- 5%		
(CAL) ICV CCV		9-30-24	1136	1413	46A0218	1/2025	1412	(P) F
CAL (ICV) CCV		9-30-24	1138	1413	46A0218	1/2025	1414	(P) F
CAL ICV (CCV)		9-30-24	1711	1413	46A0218	1/2025	1420	(P) F
CAL ICV CCV								P F
CAL ICV CCV								P F
CAL ICV CCV								P F

pH	DEP SOP FT 1100	Date	Time	Standard (SU)	Standard Lot #	Standard Exp. Date	Reading (SU)	Pass or Fail
						Acceptance Criteria: +/-0.2 SU		
(CAL) ICV CCV		9-30-24	1118	4.00	36L0108	12/2025	4.04	(P) F
(CAL) ICV CCV		9-30-24	1122	7.00	36K1332	11/2025	7.03	(P) F
CAL (ICV) CCV		9-30-24	1124	7.00	36K1332	11/2025	7.00	(P) F
CAL (ICV) CCV		9-30-24	1125	4.00	36L0108	12/2024	4.00	(P) F
CAL ICV (CCV)		9-30-24	1717	7.00	36K1332	11/2025	7.06	(P) F
CAL ICV (CCV)		9-30-24	1720	4.00	36L0108	12/2025	4.07	(P) F

ORP	SOP N/A	Date	Time	Std. mV @ Temp °C	Standard Lot #	Standard Exp. Date	Reading (mV)	Pass or Fail
						Geosyntec Acceptance Criteria: +/- 5%		
(CAL) ICV CCV		9-30 24	1130	228@25°	24006903	12/2024	226.	(P) F
CAL (ICV) CCV		9-30-24	1132	228@25°	24006903	12/2024	227	(P) F
CAL ICV (CCV)		9-30 24	1714	228@25°	24006903	12/2024	226	(P) F
CAL ICV CCV								P F

Specific Conductance Probe Cleaned? (Yes) No | Disolved Oxygen membrane Changed? Yes (No)

0.1 - 10 NTU Std 10 NTU	DATE/TIME	Reading (NTU)	Pass or Fail
	Acceptance Criteria: +/- 10%		
(CAL) ICV CCV	9-30-24/1144	9.95	(P) F
CAL (ICV) CCV	9-30-24/1147	9.83	(P) F
CAL ICV (CCV)	9-30-24/1722	9.86	(P) F
CAL ICV CCV			P F

11 - 40 NTU Std ____NTU	DATE/TIME	Reading (NTU)	Pass or Fail
	Acceptance Criteria: +/- 8%		
CAL ICV CCV			P F
CAL ICV CCV			P F
CAL ICV CCV			P F
CAL ICV CCV			P F
CAL ICV CCV			P F
CAL ICV CCV			P F

41 - 100 NTU Std ____NTU	DATE/TIME	Reading (NTU)	Pass or Fail
	Acceptance Criteria: +/- 6.5%		
CAL ICV CCV			P F
CAL ICV CCV			P F
CAL ICV CCV			P F
CAL ICV CCV			P F
CAL ICV CCV			P F
CAL ICV CCV			P F

>100 NTU Std ____NTU	DATE/TIME	Reading (NTU)	Pass or Fail
	Acceptance Criteria: +/- 5%		
CAL ICV CCV			P F
CAL ICV CCV			P F
CAL ICV CCV			P F
CAL ICV CCV			P F

1. See Table FS 2200-2 on the back of this form

CAL - Initial Calibration

ICV - Initial Calibration Verification

CCV - Continuing Calibration Verification

Allow adequate time for the dissolved oxygen sensor to equilibrate during air calibration

Calibrate specific conductance using at least two standards that bracket the range of expected sample readings (unless readings < 0.1 mS/cm then one standard of 0.1 mS/cm is acceptable)

Calibrate pH using at least two standards (typ. pH 4 and 7) that bracket the range of expected sample readings; always start with pH 7; add a third calibration point if needed (i.e. pH > 7)

If parameter fails to calibrate within SOP acceptance criteria then append sample results with a "J" qualifier

Comments:

Water Quality Instrument Calibration Form

Project/Site: DANIEL GSA | Project #: | Field Personnel: Rick Hagendorf | RDH Environmental

Water Quality Meter - Model/Serial #: Aqua Troll 400/ Serial # 800306 | Turbidimeter - Model/Serial # Hach 2100Q/Serial # 14040C031713 | Lot # A405-7 | Exp. 5/2025

Dissolved Oxygen	DEP SOP FT 1500	Date	Time	Temp (°C)	Saturation (mg/L)[1]	Reading (mg/L)	Reading (%)	Pass or Fail
						Acceptance Criteria: +/-0.3mg/L		
(CAL) ICV CCV		10-1-24	0705	21.9	8.76	8.64	98.1	(P) F
CAL (ICV) CCV		10-1-24	0713	20.8	8.95	8.97	100.1	(P) F
CAL ICV (CCV)		10-1-24	1431	26.5	8.04	8.12	100.3	(P) F
CAL ICV CCV								P F

Specific Conductance	DEP SOP FT 1200	Date	Time	Standard (uS/cm)	Standard Lot #	Standard Exp. Date	Reading (uS/cm)	Pass or Fail
						Acceptance Criteria: +/- 5%		
(CAL) ICV CCV		10-1-24	0657	1413	46A0218	1/2025	1424	(P) F
CAL (ICV) CCV		10-1-24	0658	1413	46A0218	1/2025	1411	(P) F
CAL ICV (CCV)		10-1-24	1427	1413	46A0218	1/2025	1413	(P) F
CAL ICV CCV								P F
CAL ICV CCV								P F
CAL ICV CCV								P F

pH	DEP SOP FT 1100	Date	Time	Standard (SU)	Standard Lot #	Standard Exp. Date	Reading (SU)	Pass or Fail
						Acceptance Criteria: +/-0.2 SU		
(CAL) ICV CCV		10-1-24	0645	4.00	36L6908	12/2025	4.00	(P) F
CAL (ICV) CCV		10-1-24	0648	7.00	36K1332	11/2025	7.00	(P) F
CAL (ICV) CCV		10-1-24	0652	7.00	36K1332	11/2025	7.01	(P) F
CAL (ICV) CCV		10-1-24	0654	4.00	36L0108	12/2025	4.00	(P) F
CAL ICV (CCV)		10-1-24	1410	7.00	36K1332	11-2025	7.03	(P) F
CAL ICV (CCV)		10-1-24	1414	4.00	36L0108	12-2024	4.03	(P) F

ORP	SOP N/A	Date	Time	Std. mV @ Temp °C	Standard Lot #	Standard Exp. Date	Reading (mV)	Pass or Fail
						Geosyntec Acceptance Criteria: +/- 5%		
(CAL) ICV CCV		10-1-24	0700	228@25°	24006903	12/2024	229	(P) F
CAL (ICV) CCV		10-1-24	0701	228@25°	24006903	12/2024	228	(P) F
CAL ICV (CCV)		10-1-24	1421	228@25°	24006903	12/2024	226	(P) F
CAL ICV CCV								P F

Specific Conductance Probe Cleaned? (Yes) No | Disolved Oxygen membrane Changed? Yes (No)

0.1 - 10 NTU Std 10 NTU	DATE/TIME	Reading (NTU)	Pass or Fail
		Acceptance Criteria: +/- 10%	
(CAL) ICV CCV	10-1-24 0716	10.1	(P) F
CAL (ICV) CCV	10-1-24 0717	10.0	(P) F
CAL ICV CCV	10-1-24 1410	9.89	(P) F
CAL ICV CCV			P F

11 - 40 NTU Std ____NTU	DATE/TIME	Reading (NTU)	Pass or Fail
		Acceptance Criteria: +/- 8%	
CAL ICV CCV			P F
CAL ICV CCV			P F
CAL ICV CCV			P F
CAL ICV CCV			P F
CAL ICV CCV			P F
CAL ICV CCV			P F

41 - 100 NTU Std ____NTU	DATE/TIME	Reading (NTU)	Pass or Fail
		Acceptance Criteria: +/- 6.5%	
CAL ICV CCV			P F
CAL ICV CCV			P F
CAL ICV CCV			P F
CAL ICV CCV			P F
CAL ICV CCV			P F
CAL ICV CCV			P F

>100 NTU Std ____NTU	DATE/TIME	Reading (NTU)	Pass or Fail
		Acceptance Criteria: +/- 5%	
CAL ICV CCV			P F
CAL ICV CCV			P F
CAL ICV CCV			P F
CAL ICV CCV			P F

1. See Table FS 2200-2 on the back of this form

CAL - Initial Calibration

ICV - Initial Calibration Verification

CCV - Continuing Calibration Verification

Allow adequate time for the dissolved oxygen sensor to equilibrate during air calibration

Calibrate specific conductance using at least two standards that bracket the range of expected sample readings (unless readings < 0.1 mS/cm then one standard of 0.1 mS/cm is acceptable)

Calibrate pH using at least two standards (typ. pH 4 and 7) that bracket the range of expected sample readings; always start with pH 7; add a third calibration point if needed (i.e. pH > 7)

If parameter fails to calibrate within SOP acceptance criteria then append sample results with a "J" qualifier

Comments:

Water Quality Instrument Calibration Form

Project/Site: Daniel CCR GSA Project #: Field Personnel: Keith Krisman RDH Environmental

Water Quality Meter - Model/Serial #: Aqua Troll 400/ Serial # 1055720 Turbidimeter - Model/Serial # Hach 2100Q/Serial # 18080C068795

Dissolved Oxygen	DEP SOP FT 1500	Date	Time	Temp (°C)	Saturation (mg/L)[1]	Reading (mg/L)	Reading (%)	Pass or Fail
						Acceptance Criteria: +/-0.3mg/L		
CAL ICV CCV		9/30/24	1152	18.2	7.800	7.81	100.14	P F
CAL ICV CCV		9/30/24	1455	19.5	7.759	7.77	99.90	P F
CAL ICV CCV		9/30/24	1845	19.5	7.625	7.63	100.24	P F
CAL ICV CCV								P F

Specific Conductance	DEP SOP FT 1200	Date	Time	Standard (uS/cm)	Standard Lot #	Standard Exp. Date	Reading (uS/cm)	Pass or Fail
						Acceptance Criteria: +/- 5%		
CAL ICV CCV		9/30/24	1145	1413	46C1194	3-2025	1413	P F
CAL ICV CCV		9/30/24	1446	1413	46C1194	3-2025	1413	P F
CAL ICV CCV		9/30/24	1636	1413	46C1194	3-2025	1413	P F
CAL ICV CCV								P F
CAL ICV CCV								P F
CAL ICV CCV								P F

pH	DEP SOP FT 1100	Date	Time	Standard (SU)	Standard Lot #	Standard Exp. Date	Reading (SU)	Pass or Fail
						Acceptance Criteria: +/-0.2 SU		
CAL ICV CCV		9/30/24	1130	4.00	46D0076	4-2026	4.02	P F
CAL ICV CCV		9/30/24	1132	7.00	46C0526	3-2026	6.99	P F
CAL ICV CCV		9/30/24	1134	7.00	46C0526	3-2026	7.00	P F
CAL ICV CCV		9/30/24	1136	4.00	46D0076	4-2026	4.01	P F
CAL ICV CCV		9/30/24	1671	4.00	46D0076	4-2026	4.01	P F
CAL ICV CCV		9/30/24	1642	7.00	46C0526	3-2026	7.01	P F

ORP	SOP N/A	Date	Time	Std. mV @ Temp °C	Standard Lot #	Standard Exp. Date	Reading (mV)	Pass or Fail
						Geosynlec Acceptance Criteria: +/- 5%		
CAL ICV CCV		9/30/24	1138	228	24006903	12-2024	225	P F
CAL ICV CCV		9/30/24	1139	228	24006903	12-2024	228	P F
CAL ICV CCV		9/30/24	1627	228	24006903	12-2024	228	P F
CAL ICV CCV								P F

Specific Conductance Probe Cleaned? (Yes) No Disolved Oxygen membrane Changed? Yes (No)

0.1 - 10 NTU Std 10 NTU	DATE/TIME	Reading (NTU)	Pass or Fail
		Acceptance Criteria: +/- 10%	
CAL ICV CCV	9/30/24 / 1142	9.64	P F
CAL ICV CCV	9/30/24 / 1137	9.61	P F
CAL ICV CCV	9/30/24 / 1600	9.89	P F
CAL ICV CCV			P F

Lot # A40046 Exp. 5-2025

11 - 40 NTU Std ____NTU	DATE/TIME	Reading (NTU)	Pass or Fail
		Acceptance Criteria: +/- 8%	
CAL ICV CCV			P F
CAL ICV CCV			P F
CAL ICV CCV			P F
CAL ICV CCV			P F
CAL ICV CCV			P F
CAL ICV CCV			P F

41 - 100 NTU Std ____NTU	DATE/TIME	Reading (NTU)	Pass or Fail
		Acceptance Criteria: +/- 6.5%	
CAL ICV CCV			P F
CAL ICV CCV			P F
CAL ICV CCV			P F
CAL ICV CCV			P F
CAL ICV CCV			P F
CAL ICV CCV			P F

>100 NTU Std ____NTU	DATE/TIME	Reading (NTU)	Pass or Fail
		Acceptance Criteria: +/- 5%	
CAL ICV CCV			P F
CAL ICV CCV			P F
CAL ICV CCV			P F
CAL ICV CCV			P F

1. See Table FS 2200-2 on the back of this form

CAL - Initial Calibration

ICV - Initial Calibration Verification

CCV - Continuing Calibration Verification

Allow adequate time for the dissolved oxygen sensor to equilibrate during air calibration

Calibrate specific conductance using at least two standards that bracket the range of expected sample readings (unless readings < 0.1 mS/cm then one standard of 0.1 mS/cm is acceptable)

Calibrate pH using at least two standards (typ. pH 4 and 7) that bracket the range of expected sample readings; always start with pH 7; add a third calibration point if needed (i.e. pH > 7)

If parameter fails to calibrate within SOP acceptance criteria then append sample results with a "J" qualifier

Comments: pH Sensor Changed

Water Quality Instrument Calibration Form

Project/Site: Daniel GSA Project #: Field Personnel: Keith Krisman RDH Environmental

Water Quality Meter - Model/Serial #: Aqua Troll 400/ Serial # 105720 Turbidimeter - Model/Serial # Hach 2100Q/Serial # 18080C068795

Dissolved Oxygen

DEP SOP FT 1500

	Date	Time	Temp (°C)	Saturation (mg/L)[1]	Reading (mg/L)	Reading (%)	Pass or Fail
					Acceptance Criteria: +/-0.3mg/L		
CAL (ICV) CCV	10/1/24	0703	22.4	8.677	8.66	99.74	P F
CAL (ICV) CCV	10/1/24	0704	22.4	8.677	8.72	100.34	P F
CAL ICV (CCV)	10/1/24	1458	31.3	7.39	7.29	98.63	P F
CAL ICV CCV							P F

Specific Conductance

DEP SOP FT 1200

	Date	Time	Standard (uS/cm)	Standard Lot #	Standard Exp. Date	Reading (uS/cm)	Pass or Fail
					Acceptance Criteria: +/- 5%		
(CAL) ICV CCV	10/1/24	0657	1413	461194	3-2025	1409	P F
CAL (ICV) CCV	10/1/24	0659	1413	461194	3-2025	1411	P F
CAL ICV (CCV)	10/1/24	1456	1413	461194	3-2025	1410	P F
CAL ICV CCV							P F
CAL ICV CCV							P F
CAL ICV CCV							P F

pH

DEP SOP FT 1100

	Date	Time	Standard (SU)	Standard Lot #	Standard Exp. Date	Reading (SU)	Pass or Fail
					Acceptance Criteria: +/-0.2 SU		
(CAL) ICV CCV	10/1/24	0640	4.00	461D076	4-2026	3.97	P F
CAL (ICV) CCV	10/1/24	0643	7.00	461D576	3-2026	7.03	P F
CAL (ICV) CCV	10/1/24	0644	7.00	461D576	3-2026	7.00	P F
CAL (ICV) CCV	10/1/24	0647	4.00	461D076	4-2026	4.00	P F
CAL ICV (CCV)	10/1/24	1502	4.00	461D076	4-2026	4.06	P F
CAL ICV (CCV)	10/1/24	1501	7.00	461D576	3-2026	6.98	P F

ORP

SOP N/A

	Date	Time	Std. mV @ Temp °C	Standard Lot #	Standard Exp. Date	Reading (mV)	Pass or Fail
					Geosymtec Acceptance Criteria: +/- 5%		
(CAL) ICV CCV	10/1/24	0650	228	24006903	12-2024	228	P F
CAL (ICV) CCV	10/1/24	0651	228	24006903	12-2024	228	P F
CAL ICV (CCV)	10/1/24	1459	228	24006903	12-2024	220	P F
CAL ICV CCV							P F

Specific Conductance Probe Cleaned? (Yes) No Dissolved Oxygen membrane Changed? Yes (No)

Turbidity

Lot # 44046 Exp. 5-2025

0.1 - 10 NTU Std 10 NTU	DATE/TIME	Reading (NTU)	Pass or Fail
	Acceptance Criteria: +/- 10%		
CAL ICV CCV (10)	10/1/24/0639	9.79	P F
CAL (ICV) CCV	10/1/24/0640	9.81	P F
CAL ICV (CCV)	10/1/24/1458	9.86	P F
CAL ICV CCV			P F

11 - 40 NTU Std ____NTU	DATE/TIME	Reading (NTU)	Pass or Fail
	Acceptance Criteria: +/- 8%		
CAL ICV CCV			P F
CAL ICV CCV			P F
CAL ICV CCV			P F
CAL ICV CCV			P F
CAL ICV CCV			P F
CAL ICV CCV			P F

41 - 100 NTU Std ____NTU	DATE/TIME	Reading (NTU)	Pass or Fail
	Acceptance Criteria: +/- 6.5%		
CAL ICV CCV			P F
CAL ICV CCV			P F
CAL ICV CCV			P F
CAL ICV CCV			P F
CAL ICV CCV			P F
CAL ICV CCV			P F

>100 NTU Std ____NTU	DATE/TIME	Reading (NTU)	Pass or Fail
	Acceptance Criteria: +/- 5%		
CAL ICV CCV			P F
CAL ICV CCV			P F
CAL ICV CCV			P F
CAL ICV CCV			P F

1. See Table FS 2200-2 on the back of this form

CAL - Initial Calibration

ICV - Initial Calibration Verification

CCV - Continuing Calibration Verification

Comments:

Allow adequate time for the dissolved oxygen sensor to equilibrate during air calibration

Calibrate specific conductance using at least two standards that bracket the range of expected sample readings (unless readings < 0.1 mS/cm then one standard of 0.1 mS/cm is acceptable)

Calibrate pH using at least two standards (typ. pH 4 and 7) that bracket the range of expected sample readings; always start with pH 7; add a third calibration point if needed (i.e. pH > 7)

If parameter fails to calibrate within SOP acceptance criteria then append sample results with a "J" qualifier

Water Quality Instrument Calibration Form

Project/Site: ~~Todd~~ PLANT DAM IIR Project #: Field Personnel: Todd Voiers RDH Environmental

Water Quality Meter - Model/Serial #: Aqua Troll 400/ Serial # 857546 Turbidimeter - Model/Serial # Hach 2100Q/Serial # 19110C030487

Dissolved Oxygen	DEP SOP FT 1500	Date	Time	Temp (°C)	Saturation (mg/L)[1]	Reading (mg/L)	Reading (%)	Pass or Fail
						Acceptance Criteria: +/-0.3mg/L		
(CAL) ICV CCV		30SEP24	1246	29.2	7.664	7.76	101.25	(P) F
CAL (ICV) CCV		30SEP24	1247	29.3	7.654	7.64	99.69	(P) F
CAL ICV (CCV)		30SEP24	1830	26.4	8.055	7.98	99.37	(P) F
CAL ICV CCV								P F

Specific Conductance	DEP SOP FT 1200	Date	Time	Standard (uS/cm)	Standard Lot #	Standard Exp. Date	Reading (uS/cm)	Pass or Fail
						Acceptance Criteria: +/- 5%		
(CAL) ICV CCV		30SEP24	1236	1413	46C1194	3-2025	1400	(P) F
CAL (ICV) CCV		30SEP24	1237	1413	46C1194	3-2025	1413	(P) F
CAL ICV (CCV)		30SEP24	1645	1413	46C1194	3-2025	1415	(P) F
CAL ICV CCV								P F
CAL ICV CCV								P F
CAL ICV CCV								P F

pH	DEP SOP FT 1100	Date	Time	Standard (SU)	Standard Lot #	Standard Exp. Date	Reading (SU)	Pass or Fail
			1212			Acceptance Criteria: +/-0.2 SU		
(CAL) ICV CCV		30SEP24	~~1202~~	4	46C0578	3-2026	~~3.66~~ 4.09	(P) F
CAL ICV CCV		30SEP24	1210	7	36K1332	11-2025	7.01	(P) F
CAL (ICV) CCV		30SEP24	1227	7	36K1332	11-2025	6.94	(P) F
CAL (ICV) CCV		30SEP24	1236	4	46C0578	3-2026	4.00	(P) F
CAL ICV (CCV)		30SEP24	1650	7	36K1332	11-2025	6.95	(P) F
CAL ICV (CCV)		30SEP24	1853	4	46C0578	3-2026	4.06	(P) F

ORP	SOP N/A	Date	Time	Std. mV @ Temp °C	Standard Lot #	Standard Exp. Date	Reading (mV)	Pass or Fail
						Geosyntec Acceptance Criteria: +/- 5%		
(CAL) ICV CCV		30SEP24	1230	236 @ 25	240C0403	12-2024	234	(P) F
CAL (ICV) CCV		30SEP24	1231	236 @ 25	240C0403	12-2024	228	(P) F
CAL ICV (CCV)		30SEP24	1645	236 @ 25	240C0403	12-2024	224	(P) F
CAL ICV CCV								P F

Specific Conductance Probe Cleaned? (Yes) No Disolved Oxygen membrane Changed? Yes (No)

Lot # A4116

Exp. SEP 25

0.1 - 10 NTU Std 10 NTU	DATE/TIME	Reading (NTU)	Pass or Fail
	Acceptance Criteria: +/- 10%		
(CAL) ICV CCV	30SEP24 1227	10.4	(P) F
CAL (ICV) CCV	30SEP24 1238	10.2	(P) F
CAL ICV (CCV)	30SEP24 1655	10.1	(P) F
CAL ICV CCV			P F

11 - 40 NTU Std ____NTU	DATE/TIME	Reading (NTU)	Pass or Fail
	Acceptance Criteria: +/- 8%		
CAL ICV CCV			P F
CAL ICV CCV			P F
CAL ICV CCV			P F
CAL ICV CCV			P F
CAL ICV CCV			P F
CAL ICV CCV			P F

41 - 100 NTU Std ____NTU	DATE/TIME	Reading (NTU)	Pass or Fail
	Acceptance Criteria: +/- 6.5%		
CAL ICV CCV			P F
CAL ICV CCV			P F
CAL ICV CCV			P F
CAL ICV CCV			P F
CAL ICV CCV			P F
CAL ICV CCV			P F

>100 NTU Std ____NTU	DATE/TIME	Reading (NTU)	Pass or Fail
	Acceptance Criteria: +/- 5%		
CAL ICV CCV			P F
CAL ICV CCV			P F
CAL ICV CCV			P F
CAL ICV CCV			P F

1. See Table FS 2200-2 on the back of this form

CAL - Initial Calibration

ICV - Initial Calibration Verification

CCV - Continuing Calibration Verification

Allow adequate time for the dissolved oxygen sensor to equilibrate during air calibration

Calibrate specific conductance using at least two standards that bracket the range of expected sample readings (unless readings < 0.1 mS/cm then one standard of 0.1 mS/cm is acceptable)

Calibrate pH using at least two standards (typ. pH 4 and 7) that bracket the range of expected sample readings; always start with pH 7; add a third calibration point if needed (i.e. pH > 7)

If parameter fails to calibrate within SOP acceptance criteria then append sample results with a "J" qualifier

Comments:

eurofins | Environment Testing

ANALYTICAL REPORT

PREPARED FOR

Attn: Robert (Trey) Singleton
Southern Company
3535 Colonnade Parkway
Bin S 530 EC
Birmingham, Alabama 35243

Generated 10/30/2024 7:47:20 PM Revision 1

JOB DESCRIPTION

Plant Daniel GSA CCR

JOB NUMBER

180-180695-1

Eurofins Pittsburgh
301 Alpha Drive
RIDC Park
Pittsburgh PA 15238

See page two for job notes and contact information.

myEOL

Job Notes

This report may not be reproduced except in full, and with written approval from the laboratory. The results relate only to the samples tested. For questions please contact the Project Manager at the e-mail address or telephone number listed on this page.

PA Lab ID: 02-00416

The test results in this report relate only to the samples as received by the laboratory and will meet all requirements of the methodology, with any exceptions noted. This report shall not be reproduced except in full, without the express written approval of the laboratory. All questions should be directed to the Eurofins Pittsburgh Project Manager.

Authorization



Generated
10/30/2024 7:47:20 PM
Revision 1

Authorized for release by
Shali Brown, Project Manager II
Shali.Brown@et.eurofinsus.com
(615)301-5031

Table of Contents

Cover Page 1
Table of Contents 3
Case Narrative 4
Definitions/Glossary 5
Certification Summary 6
Sample Summary 8
Method Summary 9
Lab Chronicle 10
Client Sample Results 17
QC Sample Results 28
QC Association Summary 34
Chain of Custody 38
Receipt Checklists 47

Job ID: 180-180695-1 — Eurofins Pittsburgh

Job Narrative
180-180695-1

103024 Revised report to include field pH at client request. This report replaces the report previously issued on 101424

Analytical test results meet all requirements of the associated regulatory program listed on the Accreditation/Certification Summary Page unless otherwise noted under the individual analysis. Data qualifiers and/or narrative comments are included to explain any exceptions, if applicable.

- Matrix QC may not be reported if insufficient sample is provided or site-specific QC samples were not submitted. In these situations, to demonstrate precision and accuracy at a batch level, a LCS/LCSD may be performed, unless otherwise specified in the method.
- Surrogate and/or isotope dilution analyte recoveries (if applicable) which are outside of the QC window are confirmed unless attributed to a dilution or otherwise noted in the narrative.

Regulated compliance samples (e.g. SDWA, NPDES) must comply with the associated agency requirements/permits.

Receipt
The samples were received on 10/2/2024 9:30 AM. Unless otherwise noted below, the samples arrived in good condition, and, where required, properly preserved and on ice. The temperatures of the 5 coolers at receipt time were 0.3°C, 0.9°C, 2.0°C, 2.0°C and 3.9°C.

HPLC/IC
No additional analytical or quality issues were noted, other than those described above or in the Definitions/ Glossary page.

Metals
No additional analytical or quality issues were noted, other than those described above or in the Definitions/ Glossary page.

General Chemistry
No additional analytical or quality issues were noted, other than those described above or in the Definitions/ Glossary page.

Definitions/Glossary

Client: Southern Company
Project/Site: Plant Daniel GSA CCR

Job ID: 180-180695-1

Qualifiers

HPLC/IC

Qualifier	Qualifier Description
J	Result is less than the RL but greater than or equal to the MDL and the concentration is an approximate value.

Metals

Qualifier	Qualifier Description
F1	MS and/or MSD recovery exceeds control limits.
J	Result is less than the RL but greater than or equal to the MDL and the concentration is an approximate value.

Glossary

Abbreviation	These commonly used abbreviations may or may not be present in this report.
☼	Listed under the "D" column to designate that the result is reported on a dry weight basis
%R	Percent Recovery
CFL	Contains Free Liquid
CFU	Colony Forming Unit
CNF	Contains No Free Liquid
DER	Duplicate Error Ratio (normalized absolute difference)
Dil Fac	Dilution Factor
DL	Detection Limit (DoD/DOE)
DL, RA, RE, IN	Indicates a Dilution, Re-analysis, Re-extraction, or additional Initial metals/anion analysis of the sample
DLC	Decision Level Concentration (Radiochemistry)
EDL	Estimated Detection Limit (Dioxin)
LOD	Limit of Detection (DoD/DOE)
LOQ	Limit of Quantitation (DoD/DOE)
MCL	EPA recommended "Maximum Contaminant Level"
MDA	Minimum Detectable Activity (Radiochemistry)
MDC	Minimum Detectable Concentration (Radiochemistry)
MDL	Method Detection Limit
ML	Minimum Level (Dioxin)
MPN	Most Probable Number
MQL	Method Quantitation Limit
NC	Not Calculated
ND	Not Detected at the reporting limit (or MDL or EDL if shown)
NEG	Negative / Absent
POS	Positive / Present
PQL	Practical Quantitation Limit
PRES	Presumptive
QC	Quality Control
RER	Relative Error Ratio (Radiochemistry)
RL	Reporting Limit or Requested Limit (Radiochemistry)
RPD	Relative Percent Difference, a measure of the relative difference between two points
TEF	Toxicity Equivalent Factor (Dioxin)
TEQ	Toxicity Equivalent Quotient (Dioxin)
TNTC	Too Numerous To Count

Accreditation/Certification Summary

Client: Southern Company
Project/Site: Plant Daniel GSA CCR

Job ID: 180-180695-1

Laboratory: Eurofins Pittsburgh

All accreditations/certifications held by this laboratory are listed. Not all accreditations/certifications are applicable to this report.

Authority	Program	Identification Number	Expiration Date
Arkansas DEQ	State	19-033-0	06-28-25
California	State	2891	04-30-24 *
Connecticut	State	PH-0688	09-30-24 *
Florida	NELAP	E871008	06-30-25
Georgia	State	PA 02-00416	04-30-25
Illinois	NELAP	004375	07-31-25
Kansas	NELAP	E-10350	01-31-25
Kentucky (UST)	State	162013	04-30-25
Kentucky (WW)	State	KY98043	12-31-24
Louisiana	NELAP	04041	06-30-22 *
Louisiana (All)	NELAP	04041	06-30-25
Maine	State	PA00164	03-06-26
Minnesota	NELAP	042-999-482	12-31-24
New Hampshire	NELAP	2030	04-04-25
New Jersey	NELAP	PA005	06-30-25
New York	NELAP	11182	04-01-25
North Carolina (WW/SW)	State	434	12-31-24
North Dakota	State	R-227	04-30-24 *
Oregon	NELAP	PA-2151	02-06-25
Pennsylvania	NELAP	02-00416	04-30-25
Rhode Island	State	LAO00362	01-01-25
South Carolina	State	89014	04-30-25
Texas	NELAP	T104704528	03-31-25
US Fish & Wildlife	US Federal Programs	058448	04-30-25
USDA	US Federal Programs	P330-16-00211	04-11-26
Utah	NELAP	PA001462024-14	05-31-25
Virginia	NELAP	10043	07-14-24 *
West Virginia DEP	State	142	01-31-25
Wisconsin	State	998027800	08-31-25

Laboratory: Eurofins Savannah

All accreditations/certifications held by this laboratory are listed. Not all accreditations/certifications are applicable to this report.

Authority	Program	Identification Number	Expiration Date
	AFCEE	SAVLAB	
Alabama	State	41450	06-30-25
ANAB	Dept. of Defense ELAP	L2463	09-22-26
Arkansas (DW)	State	GA00006	06-30-25
Arkansas DEQ	State	88-00692	02-01-25
Florida	NELAP	E87052	06-30-25
Georgia	State	E87052	06-30-25
Georgia (DW)	State	803	06-30-25
Guam	State	24-05R	04-17-25
Hawaii	State	<cert No.>	06-30-25
Illinois	NELAP	200022	11-30-24
Iowa	State	353	07-01-25
Kentucky (UST)	State	108138	06-30-24 *
Louisiana (All)	NELAP	30690	06-30-25
Louisiana (DW)	State	LA009	12-31-24
Maryland	State	250	12-31-24

* Accreditation/Certification renewal pending - accreditation/certification considered valid.

Accreditation/Certification Summary

Client: Southern Company
Project/Site: Plant Daniel GSA CCR

Job ID: 180-180695-1

Laboratory: Eurofins Savannah (Continued)

All accreditations/certifications held by this laboratory are listed. Not all accreditations/certifications are applicable to this report.

Authority	Program	Identification Number	Expiration Date
Michigan	State	9925	03-05-25
Mississippi	State	<cert No.>	06-30-25
Nebraska	State	NE-OS-7-04	06-30-25
New Mexico	State	GA00006	06-30-25
North Carolina (DW)	State	13701	07-31-25
North Carolina (WW/SW)	State	269	12-31-24
Puerto Rico	State	GA00006	01-01-25
South Carolina	State	98001	06-30-24 *
Tennessee	State	TN02961	06-30-25
Texas	NELAP	T1047004185	11-30-24
Texas	TCEQ Water Supply	T104704185	06-30-24 *
USDA	US Federal Programs	P330-18-00313	04-04-27
Virginia	NELAP	460161	06-14-25
Wyoming	State	8TMS-L	06-30-25

* Accreditation/Certification renewal pending - accreditation/certification considered valid.

Sample Summary

Client: Southern Company
Project/Site: Plant Daniel GSA CCR

Job ID: 180-180695-1

Lab Sample ID	Client Sample ID	Matrix	Collected	Received
180-180695-1	MW-1	Water	10/01/24 10:06	10/02/24 09:30
180-180695-2	MW-2	Water	10/01/24 12:12	10/02/24 09:30
180-180695-3	MW-3	Water	09/30/24 14:00	10/02/24 09:30
180-180695-4	MW-4	Water	10/01/24 08:20	10/02/24 09:30
180-180695-5	DUP-01	Water	09/30/24 13:00	10/02/24 09:30
180-180695-6	DUP-03	Water	10/01/24 07:20	10/02/24 09:30
180-180695-7	EB-01	Water	10/01/24 07:24	10/02/24 09:30
180-180695-8	FB-01	Water	10/01/24 07:44	10/02/24 09:30
180-180695-9	MW-5	Water	10/01/24 09:07	10/02/24 09:30
180-180695-10	MW-6	Water	09/30/24 15:45	10/02/24 09:30
180-180695-11	MW-7	Water	09/30/24 12:48	10/02/24 09:30
180-180695-12	MW-8	Water	09/30/24 12:37	10/02/24 09:30
180-180695-13	MW-9	Water	09/30/24 15:27	10/02/24 09:30
180-180695-14	MW-10	Water	10/01/24 11:08	10/02/24 09:30

Method Summary

Client: Southern Company
Project/Site: Plant Daniel GSA CCR

Job ID: 180-180695-1

Method	Method Description	Protocol	Laboratory
EPA 9056A	Anions, Ion Chromatography	SW846	EET PIT
6020B	Metals (ICP/MS)	SW846	EET SAV
7470A	Mercury (CVAA)	SW846	EET SAV
SM 2540C	Solids, Total Dissolved (TDS)	SM	EET PIT
Field Sampling	Field Sampling	EPA	EET PIT
3005A	Preparation, Total Recoverable or Dissolved Metals	SW846	EET SAV
7470A	Preparation, Mercury	SW846	EET SAV

Protocol References:

EPA = US Environmental Protection Agency

SM = "Standard Methods For The Examination Of Water And Wastewater"

SW846 = "Test Methods For Evaluating Solid Waste, Physical/Chemical Methods", Third Edition, November 1986 And Its Updates.

Laboratory References:

EET PIT = Eurofins Pittsburgh, 301 Alpha Drive, RIDC Park, Pittsburgh, PA 15238, TEL (412)963-7058

EET SAV = Eurofins Savannah, 5102 LaRoche Avenue, Savannah, GA 31404, TEL (912)354-7858

Lab Chronicle

Client: Southern Company
Project/Site: Plant Daniel GSA CCR

Job ID: 180-180695-1

Client Sample ID: MW-1
Date Collected: 10/01/24 10:06
Date Received: 10/02/24 09:30

Lab Sample ID: 180-180695-1
Matrix: Water

Prep Type	Batch Type	Batch Method	Run	Dil Factor	Initial Amount	Final Amount	Batch Number	Prepared or Analyzed	Analyst	Lab
Total/NA	Analysis	EPA 9056A		1	1 mL	1 mL	481149	10/07/24 12:50	ERP	EET PIT
	Instrument ID: INTEGRION									
Total Recoverable	Prep	3005A			25 mL	125 mL	858766	10/10/24 07:42	RR	EET SAV
Total Recoverable	Analysis	6020B		1			859079	10/10/24 16:24	BWR	EET SAV
	Instrument ID: ICPMSC									
Total Recoverable	Prep	3005A			25 mL	125 mL	858768	10/10/24 07:42	RR	EET SAV
Total Recoverable	Analysis	6020B		1			859028	10/10/24 20:20	BWR	EET SAV
	Instrument ID: ICPMSC									
Total/NA	Prep	7470A			50 mL	50 mL	859033	10/11/24 10:19	MG	EET SAV
Total/NA	Analysis	7470A		1			859296	10/11/24 17:42	BCB	EET SAV
	Instrument ID: QuickTrace3									
Total/NA	Analysis	SM 2540C		1	100 mL	100 mL	480910	10/03/24 11:10	EBA	EET PIT
	Instrument ID: NOEQUIP									
Total/NA	Analysis	Field Sampling		1			483190	10/01/24 11:06	FDS	EET PIT
	Instrument ID: NOEQUIP									

Client Sample ID: MW-2
Date Collected: 10/01/24 12:12
Date Received: 10/02/24 09:30

Lab Sample ID: 180-180695-2
Matrix: Water

Prep Type	Batch Type	Batch Method	Run	Dil Factor	Initial Amount	Final Amount	Batch Number	Prepared or Analyzed	Analyst	Lab
Total/NA	Analysis	EPA 9056A		1	1 mL	1 mL	481149	10/07/24 13:46	ERP	EET PIT
	Instrument ID: INTEGRION									
Total Recoverable	Prep	3005A			25 mL	125 mL	858766	10/10/24 07:42	RR	EET SAV
Total Recoverable	Analysis	6020B		1			859079	10/10/24 16:40	BWR	EET SAV
	Instrument ID: ICPMSC									
Total Recoverable	Prep	3005A			25 mL	125 mL	858768	10/10/24 07:42	RR	EET SAV
Total Recoverable	Analysis	6020B		1			859028	10/10/24 20:12	BWR	EET SAV
	Instrument ID: ICPMSC									
Total/NA	Prep	7470A			50 mL	50 mL	859033	10/11/24 10:19	MG	EET SAV
Total/NA	Analysis	7470A		1			859296	10/11/24 16:40	BCB	EET SAV
	Instrument ID: QuickTrace3									
Total/NA	Analysis	SM 2540C		1	100 mL	100 mL	480910	10/03/24 11:10	EBA	EET PIT
	Instrument ID: NOEQUIP									
Total/NA	Analysis	Field Sampling		1			483190	10/01/24 13:12	FDS	EET PIT
	Instrument ID: NOEQUIP									

Client Sample ID: MW-3
Date Collected: 09/30/24 14:00
Date Received: 10/02/24 09:30

Lab Sample ID: 180-180695-3
Matrix: Water

Prep Type	Batch Type	Batch Method	Run	Dil Factor	Initial Amount	Final Amount	Batch Number	Prepared or Analyzed	Analyst	Lab
Total/NA	Analysis	EPA 9056A		1	1 mL	1 mL	481149	10/07/24 14:04	ERP	EET PIT
	Instrument ID: INTEGRION									

Lab Chronicle

Client: Southern Company
Project/Site: Plant Daniel GSA CCR

Job ID: 180-180695-1

Client Sample ID: MW-3
Date Collected: 09/30/24 14:00
Date Received: 10/02/24 09:30

Lab Sample ID: 180-180695-3
Matrix: Water

Prep Type	Batch Type	Batch Method	Run	Dil Factor	Initial Amount	Final Amount	Batch Number	Prepared or Analyzed	Analyst	Lab
Total Recoverable	Prep	3005A			25 mL	125 mL	858766	10/10/24 07:42	RR	EET SAV
Total Recoverable	Analysis	6020B		1			859079	10/10/24 16:16	BWR	EET SAV
	Instrument ID: ICPMSC									
Total Recoverable	Prep	3005A			25 mL	125 mL	858768	10/10/24 07:42	RR	EET SAV
Total Recoverable	Analysis	6020B		1			859028	10/10/24 19:43	BWR	EET SAV
	Instrument ID: ICPMSC									
Total/NA	Prep	7470A			50 mL	50 mL	858829	10/10/24 10:36	MG	EET SAV
Total/NA	Analysis	7470A		1			858994	10/10/24 19:49	BJB	EET SAV
	Instrument ID: QuickTrace3									
Total/NA	Analysis	SM 2540C		1	100 mL	100 mL	480910	10/03/24 11:10	EBA	EET PIT
	Instrument ID: NOEQUIP									
Total/NA	Analysis	Field Sampling		1			483190	09/30/24 15:00	FDS	EET PIT
	Instrument ID: NOEQUIP									

Client Sample ID: MW-4
Date Collected: 10/01/24 08:20
Date Received: 10/02/24 09:30

Lab Sample ID: 180-180695-4
Matrix: Water

Prep Type	Batch Type	Batch Method	Run	Dil Factor	Initial Amount	Final Amount	Batch Number	Prepared or Analyzed	Analyst	Lab
Total/NA	Analysis	EPA 9056A		1	1 mL	1 mL	481149	10/07/24 14:23	ERP	EET PIT
	Instrument ID: INTEGRION									
Total Recoverable	Prep	3005A			25 mL	125 mL	858766	10/10/24 07:42	RR	EET SAV
Total Recoverable	Analysis	6020B		1			859079	10/10/24 16:04	BWR	EET SAV
	Instrument ID: ICPMSC									
Total Recoverable	Prep	3005A			25 mL	125 mL	858768	10/10/24 07:42	RR	EET SAV
Total Recoverable	Analysis	6020B		1			859028	10/10/24 19:47	BWR	EET SAV
	Instrument ID: ICPMSC									
Total/NA	Prep	7470A			50 mL	50 mL	859033	10/11/24 10:19	MG	EET SAV
Total/NA	Analysis	7470A		1			859296	10/11/24 16:38	BCB	EET SAV
	Instrument ID: QuickTrace3									
Total/NA	Analysis	SM 2540C		1	100 mL	100 mL	480908	10/03/24 11:03	EBA	EET PIT
	Instrument ID: NOEQUIP									
Total/NA	Analysis	Field Sampling		1			483190	10/01/24 09:20	FDS	EET PIT
	Instrument ID: NOEQUIP									

Client Sample ID: DUP-01
Date Collected: 09/30/24 13:00
Date Received: 10/02/24 09:30

Lab Sample ID: 180-180695-5
Matrix: Water

Prep Type	Batch Type	Batch Method	Run	Dil Factor	Initial Amount	Final Amount	Batch Number	Prepared or Analyzed	Analyst	Lab
Total/NA	Analysis	EPA 9056A		1	1 mL	1 mL	481149	10/07/24 14:41	ERP	EET PIT
	Instrument ID: INTEGRION									
Total Recoverable	Prep	3005A			25 mL	125 mL	858766	10/10/24 07:42	RR	EET SAV
Total Recoverable	Analysis	6020B		1			859079	10/10/24 15:59	BWR	EET SAV
	Instrument ID: ICPMSC									

Lab Chronicle

Client: Southern Company
Project/Site: Plant Daniel GSA CCR

Job ID: 180-180695-1

Client Sample ID: DUP-01

Date Collected: 09/30/24 13:00
Date Received: 10/02/24 09:30

Lab Sample ID: 180-180695-5

Matrix: Water

Prep Type	Batch Type	Batch Method	Run	Dil Factor	Initial Amount	Final Amount	Batch Number	Prepared or Analyzed	Analyst	Lab
Total Recoverable	Prep	3005A			25 mL	125 mL	858768	10/10/24 07:42	RR	EET SAV
Total Recoverable	Analysis	6020B		1			859028	10/10/24 20:32	BWR	EET SAV
	Instrument ID: ICPMSC									
Total/NA	Prep	7470A			50 mL	50 mL	858829	10/10/24 10:36	MG	EET SAV
Total/NA	Analysis	7470A		1			858994	10/10/24 18:09	BJB	EET SAV
	Instrument ID: QuickTrace3									
Total/NA	Analysis	SM 2540C		1	100 mL	100 mL	480910	10/03/24 11:10	EBA	EET PIT
	Instrument ID: NOEQUIP									

Client Sample ID: DUP-03

Date Collected: 10/01/24 07:20
Date Received: 10/02/24 09:30

Lab Sample ID: 180-180695-6

Matrix: Water

Prep Type	Batch Type	Batch Method	Run	Dil Factor	Initial Amount	Final Amount	Batch Number	Prepared or Analyzed	Analyst	Lab
Total/NA	Analysis	EPA 9056A		1	1 mL	1 mL	481149	10/07/24 15:00	ERP	EET PIT
	Instrument ID: INTEGRION									
Total Recoverable	Prep	3005A			25 mL	125 mL	858766	10/10/24 07:42	RR	EET SAV
Total Recoverable	Analysis	6020B		1			859079	10/10/24 15:43	BWR	EET SAV
	Instrument ID: ICPMSC									
Total Recoverable	Prep	3005A			25 mL	125 mL	858768	10/10/24 07:42	RR	EET SAV
Total Recoverable	Analysis	6020B		1			859028	10/10/24 19:31	BWR	EET SAV
	Instrument ID: ICPMSC									
Total/NA	Prep	7470A			50 mL	50 mL	858829	10/10/24 10:36	MG	EET SAV
Total/NA	Analysis	7470A		1			858994	10/10/24 18:13	BJB	EET SAV
	Instrument ID: QuickTrace3									
Total/NA	Analysis	SM 2540C		1	100 mL	100 mL	480910	10/03/24 11:10	EBA	EET PIT
	Instrument ID: NOEQUIP									

Client Sample ID: EB-01

Date Collected: 10/01/24 07:24
Date Received: 10/02/24 09:30

Lab Sample ID: 180-180695-7

Matrix: Water

Prep Type	Batch Type	Batch Method	Run	Dil Factor	Initial Amount	Final Amount	Batch Number	Prepared or Analyzed	Analyst	Lab
Total/NA	Analysis	EPA 9056A		1	1 mL	1 mL	481149	10/07/24 15:55	ERP	EET PIT
	Instrument ID: INTEGRION									
Total Recoverable	Prep	3005A			25 mL	125 mL	858766	10/10/24 07:42	RR	EET SAV
Total Recoverable	Analysis	6020B		1			859079	10/10/24 15:51	BWR	EET SAV
	Instrument ID: ICPMSC									
Total/NA	Prep	7470A			50 mL	50 mL	858829	10/10/24 10:36	MG	EET SAV
Total/NA	Analysis	7470A		1			858994	10/10/24 18:11	BJB	EET SAV
	Instrument ID: QuickTrace3									
Total/NA	Analysis	SM 2540C		1	100 mL	100 mL	480908	10/03/24 11:03	EBA	EET PIT
	Instrument ID: NOEQUIP									

Lab Chronicle

Client: Southern Company
Project/Site: Plant Daniel GSA CCR

Job ID: 180-180695-1

Client Sample ID: FB-01

Lab Sample ID: 180-180695-8
Date Collected: 10/01/24 07:44
Matrix: Water
Date Received: 10/02/24 09:30

Prep Type	Batch Type	Batch Method	Run	Dil Factor	Initial Amount	Final Amount	Batch Number	Prepared or Analyzed	Analyst	Lab
Total/NA	Analysis	EPA 9056A		1	1 mL	1 mL	481149	10/07/24 16:14	ERP	EET PIT
	Instrument ID: INTEGRION									
Total Recoverable	Prep	3005A			25 mL	125 mL	858766	10/10/24 07:42	RR	EET SAV
Total Recoverable	Analysis	6020B		1			859079	10/10/24 15:47	BWR	EET SAV
	Instrument ID: ICPMSC									
Total Recoverable	Prep	3005A			25 mL	125 mL	858768	10/10/24 07:42	RR	EET SAV
Total Recoverable	Analysis	6020B		1			859028	10/10/24 20:28	BWR	EET SAV
	Instrument ID: ICPMSC									
Total/NA	Prep	7470A			50 mL	50 mL	858829	10/10/24 10:36	MG	EET SAV
Total/NA	Analysis	7470A		1			858994	10/10/24 18:07	BJB	EET SAV
	Instrument ID: QuickTrace3									
Total/NA	Analysis	SM 2540C		1	100 mL	100 mL	480908	10/03/24 11:03	EBA	EET PIT
	Instrument ID: NOEQUIP									

Client Sample ID: MW-5

Lab Sample ID: 180-180695-9
Date Collected: 10/01/24 09:07
Matrix: Water
Date Received: 10/02/24 09:30

Prep Type	Batch Type	Batch Method	Run	Dil Factor	Initial Amount	Final Amount	Batch Number	Prepared or Analyzed	Analyst	Lab
Total/NA	Analysis	EPA 9056A		1	1 mL	1 mL	481149	10/07/24 16:32	ERP	EET PIT
	Instrument ID: INTEGRION									
Total Recoverable	Prep	3005A			25 mL	125 mL	858766	10/10/24 07:42	RR	EET SAV
Total Recoverable	Analysis	6020B		1			859079	10/10/24 16:28	BWR	EET SAV
	Instrument ID: ICPMSC									
Total Recoverable	Prep	3005A			25 mL	125 mL	858768	10/10/24 07:42	RR	EET SAV
Total Recoverable	Analysis	6020B		1			859028	10/10/24 20:36	BWR	EET SAV
	Instrument ID: ICPMSC									
Total/NA	Prep	7470A			50 mL	50 mL	859033	10/11/24 10:19	MG	EET SAV
Total/NA	Analysis	7470A		1			859296	10/11/24 16:44	BCB	EET SAV
	Instrument ID: QuickTrace3									
Total/NA	Analysis	SM 2540C		1	100 mL	100 mL	480910	10/03/24 11:10	EBA	EET PIT
	Instrument ID: NOEQUIP									
Total/NA	Analysis	Field Sampling		1			483190	10/01/24 10:07	FDS	EET PIT
	Instrument ID: NOEQUIP									

Client Sample ID: MW-6

Lab Sample ID: 180-180695-10
Date Collected: 09/30/24 15:45
Matrix: Water
Date Received: 10/02/24 09:30

Prep Type	Batch Type	Batch Method	Run	Dil Factor	Initial Amount	Final Amount	Batch Number	Prepared or Analyzed	Analyst	Lab
Total/NA	Analysis	EPA 9056A		1	1 mL	1 mL	481149	10/07/24 16:51	ERP	EET PIT
	Instrument ID: INTEGRION									
Total Recoverable	Prep	3005A			25 mL	125 mL	858766	10/10/24 07:42	RR	EET SAV
Total Recoverable	Analysis	6020B		1			859079	10/10/24 15:55	BWR	EET SAV
	Instrument ID: ICPMSC									

Lab Chronicle

Client: Southern Company
Project/Site: Plant Daniel GSA CCR

Job ID: 180-180695-1

Client Sample ID: MW-6

Date Collected: 09/30/24 15:45
Date Received: 10/02/24 09:30

Lab Sample ID: 180-180695-10

Matrix: Water

Prep Type	Batch Type	Batch Method	Run	Dil Factor	Initial Amount	Final Amount	Batch Number	Prepared or Analyzed	Analyst	Lab
Total Recoverable	Prep	3005A			25 mL	125 mL	858768	10/10/24 07:42	RR	EET SAV
Total Recoverable	Analysis	6020B		1			859028	10/10/24 19:51	BWR	EET SAV
	Instrument ID: ICPMSC									
Total/NA	Prep	7470A			50 mL	50 mL	858829	10/10/24 10:36	MG	EET SAV
Total/NA	Analysis	7470A		1			858994	10/10/24 19:47	BJB	EET SAV
	Instrument ID: QuickTrace3									
Total/NA	Analysis	SM 2540C		1	100 mL	100 mL	480910	10/03/24 11:10	EBA	EET PIT
	Instrument ID: NOEQUIP									
Total/NA	Analysis	Field Sampling		1			483190	09/30/24 16:45	FDS	EET PIT
	Instrument ID: NOEQUIP									

Client Sample ID: MW-7

Date Collected: 09/30/24 12:48
Date Received: 10/02/24 09:30

Lab Sample ID: 180-180695-11

Matrix: Water

Prep Type	Batch Type	Batch Method	Run	Dil Factor	Initial Amount	Final Amount	Batch Number	Prepared or Analyzed	Analyst	Lab
Total/NA	Analysis	EPA 9056A		1	1 mL	1 mL	481149	10/07/24 17:09	ERP	EET PIT
	Instrument ID: INTEGRION									
Total Recoverable	Prep	3005A			25 mL	125 mL	858766	10/10/24 07:42	RR	EET SAV
Total Recoverable	Analysis	6020B		1			859079	10/10/24 16:20	BWR	EET SAV
	Instrument ID: ICPMSC									
Total Recoverable	Prep	3005A			25 mL	125 mL	858768	10/10/24 07:42	RR	EET SAV
Total Recoverable	Analysis	6020B		1			859028	10/10/24 20:00	BWR	EET SAV
	Instrument ID: ICPMSC									
Total/NA	Prep	7470A			50 mL	50 mL	858829	10/10/24 10:36	MG	EET SAV
Total/NA	Analysis	7470A		1			858994	10/10/24 18:04	BJB	EET SAV
	Instrument ID: QuickTrace3									
Total/NA	Analysis	SM 2540C		1	100 mL	100 mL	480910	10/03/24 11:10	EBA	EET PIT
	Instrument ID: NOEQUIP									
Total/NA	Analysis	Field Sampling		1			483190	09/30/24 13:48	FDS	EET PIT
	Instrument ID: NOEQUIP									

Client Sample ID: MW-8

Date Collected: 09/30/24 12:37
Date Received: 10/02/24 09:30

Lab Sample ID: 180-180695-12

Matrix: Water

Prep Type	Batch Type	Batch Method	Run	Dil Factor	Initial Amount	Final Amount	Batch Number	Prepared or Analyzed	Analyst	Lab
Total/NA	Analysis	EPA 9056A		1	1 mL	1 mL	481149	10/07/24 18:05	ERP	EET PIT
	Instrument ID: INTEGRION									
Total Recoverable	Prep	3005A			25 mL	125 mL	858766	10/10/24 07:42	RR	EET SAV
Total Recoverable	Analysis	6020B		1			859079	10/10/24 15:39	BWR	EET SAV
	Instrument ID: ICPMSC									
Total Recoverable	Prep	3005A			25 mL	125 mL	858768	10/10/24 07:42	RR	EET SAV
Total Recoverable	Analysis	6020B		1			859028	10/10/24 19:55	BWR	EET SAV
	Instrument ID: ICPMSC									

Client Sample ID: MW-8

Lab Sample ID: 180-180695-12

Date Collected: 09/30/24 12:37

Matrix: Water

Date Received: 10/02/24 09:30

Prep Type	Batch Type	Batch Method	Run	Dil Factor	Initial Amount	Final Amount	Batch Number	Prepared or Analyzed	Analyst	Lab
Total/NA	Prep	7470A			50 mL	50 mL	858829	10/10/24 10:36	MG	EET SAV
Total/NA	Analysis	7470A		1			858994	10/10/24 18:15	BJB	EET SAV
	Instrument ID: QuickTrace3									
Total/NA	Analysis	SM 2540C		1	100 mL	100 mL	480910	10/03/24 11:10	EBA	EET PIT
	Instrument ID: NOEQUIP									
Total/NA	Analysis	Field Sampling		1			483190	09/30/24 13:37	FDS	EET PIT
	Instrument ID: NOEQUIP									

Client Sample ID: MW-9

Lab Sample ID: 180-180695-13

Date Collected: 09/30/24 15:27

Matrix: Water

Date Received: 10/02/24 09:30

Prep Type	Batch Type	Batch Method	Run	Dil Factor	Initial Amount	Final Amount	Batch Number	Prepared or Analyzed	Analyst	Lab
Total/NA	Analysis	EPA 9056A		1	1 mL	1 mL	481149	10/07/24 18:23	ERP	EET PIT
	Instrument ID: INTEGRION									
Total Recoverable	Prep	3005A			25 mL	125 mL	858766	10/10/24 07:42	RR	EET SAV
Total Recoverable	Analysis	6020B		1			859079	10/10/24 16:32	BWR	EET SAV
	Instrument ID: ICPMSC									
Total Recoverable	Prep	3005A			25 mL	125 mL	858768	10/10/24 07:42	RR	EET SAV
Total Recoverable	Analysis	6020B		1			859028	10/10/24 20:16	BWR	EET SAV
	Instrument ID: ICPMSC									
Total/NA	Prep	7470A			50 mL	50 mL	859033	10/11/24 10:19	MG	EET SAV
Total/NA	Analysis	7470A		1			859296	10/11/24 16:42	BCB	EET SAV
	Instrument ID: QuickTrace3									
Total/NA	Analysis	SM 2540C		1	100 mL	100 mL	480910	10/03/24 11:10	EBA	EET PIT
	Instrument ID: NOEQUIP									
Total/NA	Analysis	Field Sampling		1			483190	09/30/24 16:27	FDS	EET PIT
	Instrument ID: NOEQUIP									

Client Sample ID: MW-10

Lab Sample ID: 180-180695-14

Date Collected: 10/01/24 11:08

Matrix: Water

Date Received: 10/02/24 09:30

Prep Type	Batch Type	Batch Method	Run	Dil Factor	Initial Amount	Final Amount	Batch Number	Prepared or Analyzed	Analyst	Lab
Total/NA	Analysis	EPA 9056A		1	1 mL	1 mL	481149	10/07/24 18:42	ERP	EET PIT
	Instrument ID: INTEGRION									
Total Recoverable	Prep	3005A			25 mL	125 mL	858766	10/10/24 07:42	RR	EET SAV
Total Recoverable	Analysis	6020B		1			859079	10/10/24 16:36	BWR	EET SAV
	Instrument ID: ICPMSC									
Total Recoverable	Prep	3005A			25 mL	125 mL	858768	10/10/24 07:42	RR	EET SAV
Total Recoverable	Analysis	6020B		1			859028	10/10/24 20:24	BWR	EET SAV
	Instrument ID: ICPMSC									
Total/NA	Prep	7470A			50 mL	50 mL	859033	10/11/24 10:19	MG	EET SAV
Total/NA	Analysis	7470A		1			859296	10/11/24 16:46	BCB	EET SAV
	Instrument ID: QuickTrace3									

Lab Chronicle

Client: Southern Company
Project/Site: Plant Daniel GSA CCR

Job ID: 180-180695-1

Client Sample ID: MW-10

Date Collected: 10/01/24 11:08
Date Received: 10/02/24 09:30

Lab Sample ID: 180-180695-14

Matrix: Water

Prep Type	Batch Type	Batch Method	Run	Dil Factor	Initial Amount	Final Amount	Batch Number	Prepared or Analyzed	Analyst	Lab
Total/NA	Analysis	SM 2540C		1	100 mL	100 mL	480910	10/03/24 11:10	EBA	EET PIT
Total/NA	Analysis	Field Sampling		1			483190	10/01/24 12:08	FDS	EET PIT
	Instrument ID: NOEQUIP									

Laboratory References:

EET PIT = Eurofins Pittsburgh, 301 Alpha Drive, RIDC Park, Pittsburgh, PA 15238, TEL (412)963-7058
EET SAV = Eurofins Savannah, 5102 LaRoche Avenue, Savannah, GA 31404, TEL (912)354-7858

Analyst References:

Lab: EET PIT
- Batch Type: Analysis
  - EBA = Elizabeth Arbster
  - ERP = Evan Papak
  - FDS = Sampler Field

Lab: EET SAV
- Batch Type: Prep
  - MG = Michael Griffin
  - RR = Robert Rancourt
- Batch Type: Analysis
  - BCB = Brian Bland
  - BJB = Brian Boyuk
  - BWR = Bryn Robertson

Client Sample ID: MW-1

Date Collected: 10/01/24 10:06
Date Received: 10/02/24 09:30

Lab Sample ID: 180-180695-1

Matrix: Water

Method: SW846 EPA 9056A - Anions, Ion Chromatography

Analyte	Result	Qualifier	RL	MDL	Unit	D	Prepared	Analyzed	Dil Fac
Chloride	**3.60**		1.00	0.713	mg/L			10/07/24 12:50	1
Fluoride	<0.0260		0.100	0.0260	mg/L			10/07/24 12:50	1
Sulfate	**8.20**		1.00	0.756	mg/L			10/07/24 12:50	1

Method: SW846 6020B - Metals (ICP/MS) - Total Recoverable

Analyte	Result	Qualifier	RL	MDL	Unit	D	Prepared	Analyzed	Dil Fac
Antimony	<0.000340		0.00200	0.000340	mg/L		10/10/24 07:42	10/10/24 16:24	1
Arsenic	<0.000860		0.00100	0.000860	mg/L		10/10/24 07:42	10/10/24 16:24	1
Barium	**0.0932**		0.0100	0.000890	mg/L		10/10/24 07:42	10/10/24 16:24	1
Beryllium	<0.000200		0.00100	0.000200	mg/L		10/10/24 07:42	10/10/24 16:24	1
Boron	<0.0220		0.0800	0.0220	mg/L		10/10/24 07:42	10/10/24 16:24	1
Cadmium	<0.0000780		0.00100	0.0000780	mg/L		10/10/24 07:42	10/10/24 16:24	1
Calcium	**3.09**		0.500	0.140	mg/L		10/10/24 07:42	10/10/24 16:24	1
Chromium	**0.00175**	**J**	0.00200	0.00120	mg/L		10/10/24 07:42	10/10/24 20:20	1
Cobalt	**0.00108**		0.000500	0.000220	mg/L		10/10/24 07:42	10/10/24 20:20	1
Lead	**0.000295**	**J**	0.00100	0.000210	mg/L		10/10/24 07:42	10/10/24 16:24	1
Lithium	<0.00200		0.00500	0.00200	mg/L		10/10/24 07:42	10/10/24 16:24	1
Molybdenum	<0.000860		0.00500	0.000860	mg/L		10/10/24 07:42	10/10/24 20:20	1
Selenium	<0.000990		0.00500	0.000990	mg/L		10/10/24 07:42	10/10/24 16:24	1
Thallium	<0.000260		0.00100	0.000260	mg/L		10/10/24 07:42	10/10/24 16:24	1

Method: SW846 7470A - Mercury (CVAA)

Analyte	Result	Qualifier	RL	MDL	Unit	D	Prepared	Analyzed	Dil Fac
Mercury	<0.0000800		0.000200	0.0000800	mg/L		10/11/24 10:19	10/11/24 17:42	1

General Chemistry

Analyte	Result	Qualifier	RL	MDL	Unit	D	Prepared	Analyzed	Dil Fac
Total Dissolved Solids (SM 2540C)	**19.0**		10.0	10.0	mg/L			10/03/24 11:10	1

Method: EPA Field Sampling - Field Sampling

Analyte	Result	Qualifier	RL	MDL	Unit	D	Prepared	Analyzed	Dil Fac
Field pH	**4.86**				SU			10/01/24 11:06	1

Client Sample ID: MW-2

Date Collected: 10/01/24 12:12
Date Received: 10/02/24 09:30

Lab Sample ID: 180-180695-2

Matrix: Water

Method: SW846 EPA 9056A - Anions, Ion Chromatography

Analyte	Result	Qualifier	RL	MDL	Unit	D	Prepared	Analyzed	Dil Fac
Chloride	**9.35**		1.00	0.713	mg/L			10/07/24 13:46	1
Fluoride	**0.0277**	**J**	0.100	0.0260	mg/L			10/07/24 13:46	1
Sulfate	**0.763**	**J**	1.00	0.756	mg/L			10/07/24 13:46	1

Method: SW846 6020B - Metals (ICP/MS) - Total Recoverable

Analyte	Result	Qualifier	RL	MDL	Unit	D	Prepared	Analyzed	Dil Fac
Antimony	<0.000340		0.00200	0.000340	mg/L		10/10/24 07:42	10/10/24 16:40	1
Arsenic	<0.000860		0.00100	0.000860	mg/L		10/10/24 07:42	10/10/24 16:40	1
Barium	**0.0714**		0.0100	0.000890	mg/L		10/10/24 07:42	10/10/24 16:40	1
Beryllium	<0.000200		0.00100	0.000200	mg/L		10/10/24 07:42	10/10/24 16:40	1
Boron	<0.0220		0.0800	0.0220	mg/L		10/10/24 07:42	10/10/24 16:40	1
Cadmium	<0.0000780		0.00100	0.0000780	mg/L		10/10/24 07:42	10/10/24 16:40	1

Client Sample ID: MW-2

Lab Sample ID: 180-180695-2

Date Collected: 10/01/24 12:12

Matrix: Water

Date Received: 10/02/24 09:30

Method: SW846 6020B - Metals (ICP/MS) - Total Recoverable (Continued)

Analyte	Result	Qualifier	RL	MDL	Unit	D	Prepared	Analyzed	Dil Fac
Calcium	**1.28**		0.500	0.140	mg/L		10/10/24 07:42	10/10/24 16:40	1
Chromium	**0.00231**		0.00200	0.00120	mg/L		10/10/24 07:42	10/10/24 20:12	1
Cobalt	**0.00166**		0.000500	0.000220	mg/L		10/10/24 07:42	10/10/24 20:12	1
Lead	**0.000405**	**J**	0.00100	0.000210	mg/L		10/10/24 07:42	10/10/24 16:40	1
Lithium	<0.00200		0.00500	0.00200	mg/L		10/10/24 07:42	10/10/24 16:40	1
Molybdenum	<0.000860		0.00500	0.000860	mg/L		10/10/24 07:42	10/10/24 20:12	1
Selenium	<0.000990		0.00500	0.000990	mg/L		10/10/24 07:42	10/10/24 16:40	1
Thallium	<0.000260		0.00100	0.000260	mg/L		10/10/24 07:42	10/10/24 16:40	1

Method: SW846 7470A - Mercury (CVAA)

Analyte	Result	Qualifier	RL	MDL	Unit	D	Prepared	Analyzed	Dil Fac
Mercury	<0.0000800		0.000200	0.0000800	mg/L		10/11/24 10:19	10/11/24 16:40	1

General Chemistry

Analyte	Result	Qualifier	RL	MDL	Unit	D	Prepared	Analyzed	Dil Fac
Total Dissolved Solids (SM 2540C)	**37.0**		10.0	10.0	mg/L			10/03/24 11:10	1

Method: EPA Field Sampling - Field Sampling

Analyte	Result	Qualifier	RL	MDL	Unit	D	Prepared	Analyzed	Dil Fac
Field pH	**4.75**				SU			10/01/24 13:12	1

Client Sample ID: MW-3

Lab Sample ID: 180-180695-3

Date Collected: 09/30/24 14:00

Matrix: Water

Date Received: 10/02/24 09:30

Method: SW846 EPA 9056A - Anions, Ion Chromatography

Analyte	Result	Qualifier	RL	MDL	Unit	D	Prepared	Analyzed	Dil Fac
Chloride	**9.40**		1.00	0.713	mg/L			10/07/24 14:04	1
Fluoride	**0.0805**	**J**	0.100	0.0260	mg/L			10/07/24 14:04	1
Sulfate	**32.1**		1.00	0.756	mg/L			10/07/24 14:04	1

Method: SW846 6020B - Metals (ICP/MS) - Total Recoverable

Analyte	Result	Qualifier	RL	MDL	Unit	D	Prepared	Analyzed	Dil Fac
Antimony	<0.000340		0.00200	0.000340	mg/L		10/10/24 07:42	10/10/24 16:16	1
Arsenic	<0.000860		0.00100	0.000860	mg/L		10/10/24 07:42	10/10/24 16:16	1
Barium	**0.137**		0.0100	0.000890	mg/L		10/10/24 07:42	10/10/24 16:16	1
Beryllium	**0.000335**	**J**	0.00100	0.000200	mg/L		10/10/24 07:42	10/10/24 16:16	1
Boron	**0.0533**	**J**	0.0800	0.0220	mg/L		10/10/24 07:42	10/10/24 16:16	1
Cadmium	<0.0000780		0.00100	0.0000780	mg/L		10/10/24 07:42	10/10/24 16:16	1
Calcium	**12.4**		0.500	0.140	mg/L		10/10/24 07:42	10/10/24 16:16	1
Chromium	**0.00260**		0.00200	0.00120	mg/L		10/10/24 07:42	10/10/24 19:43	1
Cobalt	**0.00308**		0.000500	0.000220	mg/L		10/10/24 07:42	10/10/24 19:43	1
Lead	**0.000900**	**J**	0.00100	0.000210	mg/L		10/10/24 07:42	10/10/24 16:16	1
Lithium	<0.00200		0.00500	0.00200	mg/L		10/10/24 07:42	10/10/24 16:16	1
Molybdenum	<0.000860		0.00500	0.000860	mg/L		10/10/24 07:42	10/10/24 19:43	1
Selenium	<0.000990		0.00500	0.000990	mg/L		10/10/24 07:42	10/10/24 16:16	1
Thallium	<0.000260		0.00100	0.000260	mg/L		10/10/24 07:42	10/10/24 16:16	1

Method: SW846 7470A - Mercury (CVAA)

Analyte	Result	Qualifier	RL	MDL	Unit	D	Prepared	Analyzed	Dil Fac
Mercury	<0.0000800		0.000200	0.0000800	mg/L		10/10/24 10:36	10/10/24 19:49	1

Client Sample ID: MW-3

Date Collected: 09/30/24 14:00
Date Received: 10/02/24 09:30

Lab Sample ID: 180-180695-3
Matrix: Water

General Chemistry

Analyte	Result	Qualifier	RL	MDL	Unit	D	Prepared	Analyzed	Dil Fac
Total Dissolved Solids (SM 2540C)	71.0		10.0	10.0	mg/L			10/03/24 11:10	1

Method: EPA Field Sampling - Field Sampling

Analyte	Result	Qualifier	RL	MDL	Unit	D	Prepared	Analyzed	Dil Fac
Field pH	4.52				SU			09/30/24 15:00	1

Client Sample ID: MW-4

Date Collected: 10/01/24 08:20
Date Received: 10/02/24 09:30

Lab Sample ID: 180-180695-4
Matrix: Water

Method: SW846 EPA 9056A - Anions, Ion Chromatography

Analyte	Result	Qualifier	RL	MDL	Unit	D	Prepared	Analyzed	Dil Fac
Chloride	6.09		1.00	0.713	mg/L			10/07/24 14:23	1
Fluoride	<0.0260		0.100	0.0260	mg/L			10/07/24 14:23	1
Sulfate	2.64		1.00	0.756	mg/L			10/07/24 14:23	1

Method: SW846 6020B - Metals (ICP/MS) - Total Recoverable

Analyte	Result	Qualifier	RL	MDL	Unit	D	Prepared	Analyzed	Dil Fac
Antimony	<0.000340		0.00200	0.000340	mg/L		10/10/24 07:42	10/10/24 16:04	1
Arsenic	<0.000860		0.00100	0.000860	mg/L		10/10/24 07:42	10/10/24 16:04	1
Barium	0.0463		0.0100	0.000890	mg/L		10/10/24 07:42	10/10/24 16:04	1
Beryllium	<0.000200		0.00100	0.000200	mg/L		10/10/24 07:42	10/10/24 16:04	1
Boron	<0.0220		0.0800	0.0220	mg/L		10/10/24 07:42	10/10/24 16:04	1
Cadmium	<0.0000780		0.00100	0.0000780	mg/L		10/10/24 07:42	10/10/24 16:04	1
Calcium	1.06		0.500	0.140	mg/L		10/10/24 07:42	10/10/24 16:04	1
Chromium	0.00159	J	0.00200	0.00120	mg/L		10/10/24 07:42	10/10/24 19:47	1
Cobalt	0.00152		0.000500	0.000220	mg/L		10/10/24 07:42	10/10/24 19:47	1
Lead	0.000245	J	0.00100	0.000210	mg/L		10/10/24 07:42	10/10/24 16:04	1
Lithium	<0.00200		0.00500	0.00200	mg/L		10/10/24 07:42	10/10/24 16:04	1
Molybdenum	<0.000860		0.00500	0.000860	mg/L		10/10/24 07:42	10/10/24 19:47	1
Selenium	<0.000990		0.00500	0.000990	mg/L		10/10/24 07:42	10/10/24 16:04	1
Thallium	<0.000260		0.00100	0.000260	mg/L		10/10/24 07:42	10/10/24 16:04	1

Method: SW846 7470A - Mercury (CVAA)

Analyte	Result	Qualifier	RL	MDL	Unit	D	Prepared	Analyzed	Dil Fac
Mercury	<0.0000800		0.000200	0.0000800	mg/L		10/11/24 10:19	10/11/24 16:38	1

General Chemistry

Analyte	Result	Qualifier	RL	MDL	Unit	D	Prepared	Analyzed	Dil Fac
Total Dissolved Solids (SM 2540C)	33.0		10.0	10.0	mg/L			10/03/24 11:03	1

Method: EPA Field Sampling - Field Sampling

Analyte	Result	Qualifier	RL	MDL	Unit	D	Prepared	Analyzed	Dil Fac
Field pH	4.68				SU			10/01/24 09:20	1

Client Sample ID: DUP-01

Date Collected: 09/30/24 13:00
Date Received: 10/02/24 09:30

Lab Sample ID: 180-180695-5
Matrix: Water

Method: SW846 EPA 9056A - Anions, Ion Chromatography

Analyte	Result	Qualifier	RL	MDL	Unit	D	Prepared	Analyzed	Dil Fac
Chloride	10.1		1.00	0.713	mg/L			10/07/24 14:41	1

Client Sample ID: DUP-01

Date Collected: 09/30/24 13:00
Date Received: 10/02/24 09:30

Lab Sample ID: 180-180695-5

Matrix: Water

Method: SW846 EPA 9056A - Anions, Ion Chromatography (Continued)

Analyte	Result	Qualifier	RL	MDL	Unit	D	Prepared	Analyzed	Dil Fac
Fluoride	**0.0801**	**J**	0.100	0.0260	mg/L			10/07/24 14:41	1
Sulfate	**31.7**		1.00	0.756	mg/L			10/07/24 14:41	1

Method: SW846 6020B - Metals (ICP/MS) - Total Recoverable

Analyte	Result	Qualifier	RL	MDL	Unit	D	Prepared	Analyzed	Dil Fac
Antimony	<0.000340		0.00200	0.000340	mg/L		10/10/24 07:42	10/10/24 15:59	1
Arsenic	<0.000860		0.00100	0.000860	mg/L		10/10/24 07:42	10/10/24 15:59	1
Barium	**0.135**		0.0100	0.000890	mg/L		10/10/24 07:42	10/10/24 15:59	1
Beryllium	**0.000295**	**J**	0.00100	0.000200	mg/L		10/10/24 07:42	10/10/24 15:59	1
Boron	**0.0519**	**J**	0.0800	0.0220	mg/L		10/10/24 07:42	10/10/24 15:59	1
Cadmium	<0.0000780		0.00100	0.0000780	mg/L		10/10/24 07:42	10/10/24 15:59	1
Calcium	**12.3**		0.500	0.140	mg/L		10/10/24 07:42	10/10/24 15:59	1
Chromium	**0.00217**		0.00200	0.00120	mg/L		10/10/24 07:42	10/10/24 20:32	1
Cobalt	**0.00282**		0.000500	0.000220	mg/L		10/10/24 07:42	10/10/24 20:32	1
Lead	**0.000820**	**J**	0.00100	0.000210	mg/L		10/10/24 07:42	10/10/24 15:59	1
Lithium	<0.00200		0.00500	0.00200	mg/L		10/10/24 07:42	10/10/24 15:59	1
Molybdenum	<0.000860		0.00500	0.000860	mg/L		10/10/24 07:42	10/10/24 20:32	1
Selenium	<0.000990		0.00500	0.000990	mg/L		10/10/24 07:42	10/10/24 15:59	1
Thallium	<0.000260		0.00100	0.000260	mg/L		10/10/24 07:42	10/10/24 15:59	1

Method: SW846 7470A - Mercury (CVAA)

Analyte	Result	Qualifier	RL	MDL	Unit	D	Prepared	Analyzed	Dil Fac
Mercury	<0.0000800		0.000200	0.0000800	mg/L		10/10/24 10:36	10/10/24 18:09	1

General Chemistry

Analyte	Result	Qualifier	RL	MDL	Unit	D	Prepared	Analyzed	Dil Fac
Total Dissolved Solids (SM 2540C)	**93.0**		10.0	10.0	mg/L			10/03/24 11:10	1

Client Sample ID: DUP-03

Date Collected: 10/01/24 07:20
Date Received: 10/02/24 09:30

Lab Sample ID: 180-180695-6

Matrix: Water

Method: SW846 EPA 9056A - Anions, Ion Chromatography

Analyte	Result	Qualifier	RL	MDL	Unit	D	Prepared	Analyzed	Dil Fac
Chloride	**6.05**		1.00	0.713	mg/L			10/07/24 15:00	1
Fluoride	<0.0260		0.100	0.0260	mg/L			10/07/24 15:00	1
Sulfate	**2.35**		1.00	0.756	mg/L			10/07/24 15:00	1

Method: SW846 6020B - Metals (ICP/MS) - Total Recoverable

Analyte	Result	Qualifier	RL	MDL	Unit	D	Prepared	Analyzed	Dil Fac
Antimony	<0.000340		0.00200	0.000340	mg/L		10/10/24 07:42	10/10/24 15:43	1
Arsenic	<0.000860		0.00100	0.000860	mg/L		10/10/24 07:42	10/10/24 15:43	1
Barium	**0.0483**		0.0100	0.000890	mg/L		10/10/24 07:42	10/10/24 15:43	1
Beryllium	<0.000200		0.00100	0.000200	mg/L		10/10/24 07:42	10/10/24 15:43	1
Boron	<0.0220		0.0800	0.0220	mg/L		10/10/24 07:42	10/10/24 15:43	1
Cadmium	<0.0000780		0.00100	0.0000780	mg/L		10/10/24 07:42	10/10/24 15:43	1
Calcium	**1.07**		0.500	0.140	mg/L		10/10/24 07:42	10/10/24 15:43	1
Chromium	**0.00138**	**J F1**	0.00200	0.00120	mg/L		10/10/24 07:42	10/10/24 19:31	1
Cobalt	**0.00147**	**F1**	0.000500	0.000220	mg/L		10/10/24 07:42	10/10/24 19:31	1
Lead	**0.000225**	**J**	0.00100	0.000210	mg/L		10/10/24 07:42	10/10/24 15:43	1
Lithium	<0.00200		0.00500	0.00200	mg/L		10/10/24 07:42	10/10/24 15:43	1

Client Sample ID: DUP-03

Date Collected: 10/01/24 07:20
Date Received: 10/02/24 09:30

Lab Sample ID: 180-180695-6
Matrix: Water

Method: SW846 6020B - Metals (ICP/MS) - Total Recoverable (Continued)

Analyte	Result	Qualifier	RL	MDL	Unit	D	Prepared	Analyzed	Dil Fac
Molybdenum	<0.000860	F1	0.00500	0.000860	mg/L		10/10/24 07:42	10/10/24 19:31	1
Selenium	<0.000990		0.00500	0.000990	mg/L		10/10/24 07:42	10/10/24 15:43	1
Thallium	<0.000260		0.00100	0.000260	mg/L		10/10/24 07:42	10/10/24 15:43	1

Method: SW846 7470A - Mercury (CVAA)

Analyte	Result	Qualifier	RL	MDL	Unit	D	Prepared	Analyzed	Dil Fac
Mercury	<0.0000800		0.000200	0.0000800	mg/L		10/10/24 10:36	10/10/24 18:13	1

General Chemistry

Analyte	Result	Qualifier	RL	MDL	Unit	D	Prepared	Analyzed	Dil Fac
Total Dissolved Solids (SM 2540C)	**24.0**		10.0	10.0	mg/L			10/03/24 11:10	1

Client Sample ID: EB-01

Date Collected: 10/01/24 07:24
Date Received: 10/02/24 09:30

Lab Sample ID: 180-180695-7
Matrix: Water

Method: SW846 EPA 9056A - Anions, Ion Chromatography

Analyte	Result	Qualifier	RL	MDL	Unit	D	Prepared	Analyzed	Dil Fac
Chloride	<0.713		1.00	0.713	mg/L			10/07/24 15:55	1
Fluoride	<0.0260		0.100	0.0260	mg/L			10/07/24 15:55	1
Sulfate	<0.756		1.00	0.756	mg/L			10/07/24 15:55	1

Method: SW846 6020B - Metals (ICP/MS) - Total Recoverable

Analyte	Result	Qualifier	RL	MDL	Unit	D	Prepared	Analyzed	Dil Fac
Antimony	<0.000340		0.00200	0.000340	mg/L		10/10/24 07:42	10/10/24 15:51	1
Arsenic	<0.000860		0.00100	0.000860	mg/L		10/10/24 07:42	10/10/24 15:51	1
Barium	<0.000890		0.0100	0.000890	mg/L		10/10/24 07:42	10/10/24 15:51	1
Beryllium	<0.000200		0.00100	0.000200	mg/L		10/10/24 07:42	10/10/24 15:51	1
Boron	<0.0220		0.0800	0.0220	mg/L		10/10/24 07:42	10/10/24 15:51	1
Cadmium	<0.0000780		0.00100	0.0000780	mg/L		10/10/24 07:42	10/10/24 15:51	1
Calcium	<0.140		0.500	0.140	mg/L		10/10/24 07:42	10/10/24 15:51	1
Chromium	**0.00141**	**J**	0.00200	0.00120	mg/L		10/10/24 07:42	10/10/24 15:51	1
Cobalt	<0.000220		0.000500	0.000220	mg/L		10/10/24 07:42	10/10/24 15:51	1
Lead	**0.000625**	**J**	0.00100	0.000210	mg/L		10/10/24 07:42	10/10/24 15:51	1
Lithium	<0.00200		0.00500	0.00200	mg/L		10/10/24 07:42	10/10/24 15:51	1
Molybdenum	<0.000860		0.00500	0.000860	mg/L		10/10/24 07:42	10/10/24 15:51	1
Selenium	<0.000990		0.00500	0.000990	mg/L		10/10/24 07:42	10/10/24 15:51	1
Thallium	<0.000260		0.00100	0.000260	mg/L		10/10/24 07:42	10/10/24 15:51	1

Method: SW846 7470A - Mercury (CVAA)

Analyte	Result	Qualifier	RL	MDL	Unit	D	Prepared	Analyzed	Dil Fac
Mercury	<0.0000800		0.000200	0.0000800	mg/L		10/10/24 10:36	10/10/24 18:11	1

General Chemistry

Analyte	Result	Qualifier	RL	MDL	Unit	D	Prepared	Analyzed	Dil Fac
Total Dissolved Solids (SM 2540C)	<10.0		10.0	10.0	mg/L			10/03/24 11:03	1

Client Sample ID: FB-01

Lab Sample ID: 180-180695-8

Date Collected: 10/01/24 07:44

Matrix: Water

Date Received: 10/02/24 09:30

Method: SW846 EPA 9056A - Anions, Ion Chromatography

Analyte	Result	Qualifier	RL	MDL	Unit	D	Prepared	Analyzed	Dil Fac
Chloride	<0.713		1.00	0.713	mg/L			10/07/24 16:14	1
Fluoride	<0.0260		0.100	0.0260	mg/L			10/07/24 16:14	1
Sulfate	<0.756		1.00	0.756	mg/L			10/07/24 16:14	1

Method: SW846 6020B - Metals (ICP/MS) - Total Recoverable

Analyte	Result	Qualifier	RL	MDL	Unit	D	Prepared	Analyzed	Dil Fac
Antimony	<0.000340		0.00200	0.000340	mg/L		10/10/24 07:42	10/10/24 15:47	1
Arsenic	<0.000860		0.00100	0.000860	mg/L		10/10/24 07:42	10/10/24 15:47	1
Barium	<0.000890		0.0100	0.000890	mg/L		10/10/24 07:42	10/10/24 15:47	1
Beryllium	<0.000200		0.00100	0.000200	mg/L		10/10/24 07:42	10/10/24 15:47	1
Boron	<0.0220		0.0800	0.0220	mg/L		10/10/24 07:42	10/10/24 15:47	1
Cadmium	<0.0000780		0.00100	0.0000780	mg/L		10/10/24 07:42	10/10/24 15:47	1
Calcium	<0.140		0.500	0.140	mg/L		10/10/24 07:42	10/10/24 15:47	1
Chromium	**0.00169**	**J**	0.00200	0.00120	mg/L		10/10/24 07:42	10/10/24 20:28	1
Cobalt	<0.000220		0.000500	0.000220	mg/L		10/10/24 07:42	10/10/24 20:28	1
Lead	<0.000210		0.00100	0.000210	mg/L		10/10/24 07:42	10/10/24 15:47	1
Lithium	**0.00217**	**J**	0.00500	0.00200	mg/L		10/10/24 07:42	10/10/24 15:47	1
Molybdenum	<0.000860		0.00500	0.000860	mg/L		10/10/24 07:42	10/10/24 20:28	1
Selenium	<0.000990		0.00500	0.000990	mg/L		10/10/24 07:42	10/10/24 15:47	1
Thallium	<0.000260		0.00100	0.000260	mg/L		10/10/24 07:42	10/10/24 15:47	1

Method: SW846 7470A - Mercury (CVAA)

Analyte	Result	Qualifier	RL	MDL	Unit	D	Prepared	Analyzed	Dil Fac
Mercury	<0.0000800		0.000200	0.0000800	mg/L		10/10/24 10:36	10/10/24 18:07	1

General Chemistry

Analyte	Result	Qualifier	RL	MDL	Unit	D	Prepared	Analyzed	Dil Fac
Total Dissolved Solids (SM 2540C)	<10.0		10.0	10.0	mg/L			10/03/24 11:03	1

Client Sample ID: MW-5

Lab Sample ID: 180-180695-9

Date Collected: 10/01/24 09:07

Matrix: Water

Date Received: 10/02/24 09:30

Method: SW846 EPA 9056A - Anions, Ion Chromatography

Analyte	Result	Qualifier	RL	MDL	Unit	D	Prepared	Analyzed	Dil Fac
Chloride	**4.00**		1.00	0.713	mg/L			10/07/24 16:32	1
Fluoride	**0.0281**	**J**	0.100	0.0260	mg/L			10/07/24 16:32	1
Sulfate	**5.25**		1.00	0.756	mg/L			10/07/24 16:32	1

Method: SW846 6020B - Metals (ICP/MS) - Total Recoverable

Analyte	Result	Qualifier	RL	MDL	Unit	D	Prepared	Analyzed	Dil Fac
Antimony	<0.000340		0.00200	0.000340	mg/L		10/10/24 07:42	10/10/24 16:28	1
Arsenic	<0.000860		0.00100	0.000860	mg/L		10/10/24 07:42	10/10/24 16:28	1
Barium	**0.0508**		0.0100	0.000890	mg/L		10/10/24 07:42	10/10/24 16:28	1
Beryllium	<0.000200		0.00100	0.000200	mg/L		10/10/24 07:42	10/10/24 16:28	1
Boron	<0.0220		0.0800	0.0220	mg/L		10/10/24 07:42	10/10/24 16:28	1
Cadmium	**0.000135**	**J**	0.00100	0.0000780	mg/L		10/10/24 07:42	10/10/24 16:28	1
Calcium	**1.59**		0.500	0.140	mg/L		10/10/24 07:42	10/10/24 16:28	1
Chromium	**0.00151**	**J**	0.00200	0.00120	mg/L		10/10/24 07:42	10/10/24 20:36	1
Cobalt	**0.00471**		0.000500	0.000220	mg/L		10/10/24 07:42	10/10/24 20:36	1
Lead	**0.000230**	**J**	0.00100	0.000210	mg/L		10/10/24 07:42	10/10/24 16:28	1

Client Sample ID: MW-5

Lab Sample ID: 180-180695-9

Date Collected: 10/01/24 09:07

Matrix: Water

Date Received: 10/02/24 09:30

Method: SW846 6020B - Metals (ICP/MS) - Total Recoverable (Continued)

Analyte	Result	Qualifier	RL	MDL	Unit	D	Prepared	Analyzed	Dil Fac
Lithium	<0.00200		0.00500	0.00200	mg/L		10/10/24 07:42	10/10/24 16:28	1
Molybdenum	<0.000860		0.00500	0.000860	mg/L		10/10/24 07:42	10/10/24 20:36	1
Selenium	<0.000990		0.00500	0.000990	mg/L		10/10/24 07:42	10/10/24 16:28	1
Thallium	<0.000260		0.00100	0.000260	mg/L		10/10/24 07:42	10/10/24 16:28	1

Method: SW846 7470A - Mercury (CVAA)

Analyte	Result	Qualifier	RL	MDL	Unit	D	Prepared	Analyzed	Dil Fac
Mercury	<0.0000800		0.000200	0.0000800	mg/L		10/11/24 10:19	10/11/24 16:44	1

General Chemistry

Analyte	Result	Qualifier	RL	MDL	Unit	D	Prepared	Analyzed	Dil Fac
Total Dissolved Solids (SM 2540C)	**23.0**		10.0	10.0	mg/L			10/03/24 11:10	1

Method: EPA Field Sampling - Field Sampling

Analyte	Result	Qualifier	RL	MDL	Unit	D	Prepared	Analyzed	Dil Fac
Field pH	**4.88**				SU			10/01/24 10:07	1

Client Sample ID: MW-6

Lab Sample ID: 180-180695-10

Date Collected: 09/30/24 15:45

Matrix: Water

Date Received: 10/02/24 09:30

Method: SW846 EPA 9056A - Anions, Ion Chromatography

Analyte	Result	Qualifier	RL	MDL	Unit	D	Prepared	Analyzed	Dil Fac
Chloride	**5.51**		1.00	0.713	mg/L			10/07/24 16:51	1
Fluoride	<0.0260		0.100	0.0260	mg/L			10/07/24 16:51	1
Sulfate	**1.76**		1.00	0.756	mg/L			10/07/24 16:51	1

Method: SW846 6020B - Metals (ICP/MS) - Total Recoverable

Analyte	Result	Qualifier	RL	MDL	Unit	D	Prepared	Analyzed	Dil Fac
Antimony	<0.000340		0.00200	0.000340	mg/L		10/10/24 07:42	10/10/24 15:55	1
Arsenic	<0.000860		0.00100	0.000860	mg/L		10/10/24 07:42	10/10/24 15:55	1
Barium	**0.0466**		0.0100	0.000890	mg/L		10/10/24 07:42	10/10/24 15:55	1
Beryllium	<0.000200		0.00100	0.000200	mg/L		10/10/24 07:42	10/10/24 15:55	1
Boron	<0.0220		0.0800	0.0220	mg/L		10/10/24 07:42	10/10/24 15:55	1
Cadmium	<0.0000780		0.00100	0.0000780	mg/L		10/10/24 07:42	10/10/24 15:55	1
Calcium	**0.730**		0.500	0.140	mg/L		10/10/24 07:42	10/10/24 15:55	1
Chromium	**0.00433**		0.00200	0.00120	mg/L		10/10/24 07:42	10/10/24 19:51	1
Cobalt	**0.00274**		0.000500	0.000220	mg/L		10/10/24 07:42	10/10/24 19:51	1
Lead	<0.000210		0.00100	0.000210	mg/L		10/10/24 07:42	10/10/24 15:55	1
Lithium	<0.00200		0.00500	0.00200	mg/L		10/10/24 07:42	10/10/24 15:55	1
Molybdenum	<0.000860		0.00500	0.000860	mg/L		10/10/24 07:42	10/10/24 19:51	1
Selenium	<0.000990		0.00500	0.000990	mg/L		10/10/24 07:42	10/10/24 15:55	1
Thallium	<0.000260		0.00100	0.000260	mg/L		10/10/24 07:42	10/10/24 15:55	1

Method: SW846 7470A - Mercury (CVAA)

Analyte	Result	Qualifier	RL	MDL	Unit	D	Prepared	Analyzed	Dil Fac
Mercury	**0.000774**		0.000200	0.0000800	mg/L		10/10/24 10:36	10/10/24 19:47	1

General Chemistry

Analyte	Result	Qualifier	RL	MDL	Unit	D	Prepared	Analyzed	Dil Fac
Total Dissolved Solids (SM 2540C)	**21.0**		10.0	10.0	mg/L			10/03/24 11:10	1

Client Sample ID: MW-6

Lab Sample ID: 180-180695-10

Date Collected: 09/30/24 15:45

Matrix: Water

Date Received: 10/02/24 09:30

Method: EPA Field Sampling - Field Sampling

Analyte	Result	Qualifier	RL	MDL	Unit	D	Prepared	Analyzed	Dil Fac
Field pH	4.56				SU			09/30/24 16:45	1

Client Sample ID: MW-7

Lab Sample ID: 180-180695-11

Date Collected: 09/30/24 12:48

Matrix: Water

Date Received: 10/02/24 09:30

Method: SW846 EPA 9056A - Anions, Ion Chromatography

Analyte	Result	Qualifier	RL	MDL	Unit	D	Prepared	Analyzed	Dil Fac
Chloride	7.80		1.00	0.713	mg/L			10/07/24 17:09	1
Fluoride	0.0393	J	0.100	0.0260	mg/L			10/07/24 17:09	1
Sulfate	<0.756		1.00	0.756	mg/L			10/07/24 17:09	1

Method: SW846 6020B - Metals (ICP/MS) - Total Recoverable

Analyte	Result	Qualifier	RL	MDL	Unit	D	Prepared	Analyzed	Dil Fac
Antimony	<0.000340		0.00200	0.000340	mg/L		10/10/24 07:42	10/10/24 16:20	1
Arsenic	<0.000860		0.00100	0.000860	mg/L		10/10/24 07:42	10/10/24 16:20	1
Barium	0.211		0.0100	0.000890	mg/L		10/10/24 07:42	10/10/24 16:20	1
Beryllium	0.000350	J	0.00100	0.000200	mg/L		10/10/24 07:42	10/10/24 16:20	1
Boron	<0.0220		0.0800	0.0220	mg/L		10/10/24 07:42	10/10/24 16:20	1
Cadmium	<0.0000780		0.00100	0.0000780	mg/L		10/10/24 07:42	10/10/24 16:20	1
Calcium	2.38		0.500	0.140	mg/L		10/10/24 07:42	10/10/24 16:20	1
Chromium	0.00167	J	0.00200	0.00120	mg/L		10/10/24 07:42	10/10/24 20:00	1
Cobalt	0.00280		0.000500	0.000220	mg/L		10/10/24 07:42	10/10/24 20:00	1
Lead	0.000420	J	0.00100	0.000210	mg/L		10/10/24 07:42	10/10/24 16:20	1
Lithium	<0.00200		0.00500	0.00200	mg/L		10/10/24 07:42	10/10/24 16:20	1
Molybdenum	<0.000860		0.00500	0.000860	mg/L		10/10/24 07:42	10/10/24 20:00	1
Selenium	<0.000990		0.00500	0.000990	mg/L		10/10/24 07:42	10/10/24 16:20	1
Thallium	<0.000260		0.00100	0.000260	mg/L		10/10/24 07:42	10/10/24 16:20	1

Method: SW846 7470A - Mercury (CVAA)

Analyte	Result	Qualifier	RL	MDL	Unit	D	Prepared	Analyzed	Dil Fac
Mercury	<0.0000800		0.000200	0.0000800	mg/L		10/10/24 10:36	10/10/24 18:04	1

General Chemistry

Analyte	Result	Qualifier	RL	MDL	Unit	D	Prepared	Analyzed	Dil Fac
Total Dissolved Solids (SM 2540C)	14.0		10.0	10.0	mg/L			10/03/24 11:10	1

Method: EPA Field Sampling - Field Sampling

Analyte	Result	Qualifier	RL	MDL	Unit	D	Prepared	Analyzed	Dil Fac
Field pH	4.34				SU			09/30/24 13:48	1

Client Sample ID: MW-8

Lab Sample ID: 180-180695-12

Date Collected: 09/30/24 12:37

Matrix: Water

Date Received: 10/02/24 09:30

Method: SW846 EPA 9056A - Anions, Ion Chromatography

Analyte	Result	Qualifier	RL	MDL	Unit	D	Prepared	Analyzed	Dil Fac
Chloride	7.00		1.00	0.713	mg/L			10/07/24 18:05	1
Fluoride	0.0274	J	0.100	0.0260	mg/L			10/07/24 18:05	1
Sulfate	1.93		1.00	0.756	mg/L			10/07/24 18:05	1

Client Sample ID: MW-8

Date Collected: 09/30/24 12:37
Date Received: 10/02/24 09:30

Lab Sample ID: 180-180695-12
Matrix: Water

Method: SW846 6020B - Metals (ICP/MS) - Total Recoverable

Analyte	Result	Qualifier	RL	MDL	Unit	D	Prepared	Analyzed	Dil Fac
Antimony	<0.000340		0.00200	0.000340	mg/L		10/10/24 07:42	10/10/24 15:39	1
Arsenic	<0.000860		0.00100	0.000860	mg/L		10/10/24 07:42	10/10/24 15:39	1
Barium	**0.0771**		0.0100	0.000890	mg/L		10/10/24 07:42	10/10/24 15:39	1
Beryllium	<0.000200		0.00100	0.000200	mg/L		10/10/24 07:42	10/10/24 15:39	1
Boron	<0.0220		0.0800	0.0220	mg/L		10/10/24 07:42	10/10/24 15:39	1
Cadmium	<0.0000780		0.00100	0.0000780	mg/L		10/10/24 07:42	10/10/24 15:39	1
Calcium	**1.63**		0.500	0.140	mg/L		10/10/24 07:42	10/10/24 15:39	1
Chromium	**0.00173**	**J**	0.00200	0.00120	mg/L		10/10/24 07:42	10/10/24 19:55	1
Cobalt	**0.00122**		0.000500	0.000220	mg/L		10/10/24 07:42	10/10/24 19:55	1
Lead	<0.000210		0.00100	0.000210	mg/L		10/10/24 07:42	10/10/24 15:39	1
Lithium	<0.00200		0.00500	0.00200	mg/L		10/10/24 07:42	10/10/24 15:39	1
Molybdenum	<0.000860		0.00500	0.000860	mg/L		10/10/24 07:42	10/10/24 19:55	1
Selenium	<0.000990		0.00500	0.000990	mg/L		10/10/24 07:42	10/10/24 15:39	1
Thallium	<0.000260		0.00100	0.000260	mg/L		10/10/24 07:42	10/10/24 15:39	1

Method: SW846 7470A - Mercury (CVAA)

Analyte	Result	Qualifier	RL	MDL	Unit	D	Prepared	Analyzed	Dil Fac
Mercury	<0.0000800		0.000200	0.0000800	mg/L		10/10/24 10:36	10/10/24 18:15	1

General Chemistry

Analyte	Result	Qualifier	RL	MDL	Unit	D	Prepared	Analyzed	Dil Fac
Total Dissolved Solids (SM 2540C)	**27.0**		10.0	10.0	mg/L			10/03/24 11:10	1

Method: EPA Field Sampling - Field Sampling

Analyte	Result	Qualifier	RL	MDL	Unit	D	Prepared	Analyzed	Dil Fac
Field pH	**4.67**				SU			09/30/24 13:37	1

Client Sample ID: MW-9

Date Collected: 09/30/24 15:27
Date Received: 10/02/24 09:30

Lab Sample ID: 180-180695-13
Matrix: Water

Method: SW846 EPA 9056A - Anions, Ion Chromatography

Analyte	Result	Qualifier	RL	MDL	Unit	D	Prepared	Analyzed	Dil Fac
Chloride	**6.83**		1.00	0.713	mg/L			10/07/24 18:23	1
Fluoride	<0.0260		0.100	0.0260	mg/L			10/07/24 18:23	1
Sulfate	**3.05**		1.00	0.756	mg/L			10/07/24 18:23	1

Method: SW846 6020B - Metals (ICP/MS) - Total Recoverable

Analyte	Result	Qualifier	RL	MDL	Unit	D	Prepared	Analyzed	Dil Fac
Antimony	<0.000340		0.00200	0.000340	mg/L		10/10/24 07:42	10/10/24 16:32	1
Arsenic	<0.000860		0.00100	0.000860	mg/L		10/10/24 07:42	10/10/24 16:32	1
Barium	**0.0441**		0.0100	0.000890	mg/L		10/10/24 07:42	10/10/24 16:32	1
Beryllium	<0.000200		0.00100	0.000200	mg/L		10/10/24 07:42	10/10/24 16:32	1
Boron	**0.0265**	**J**	0.0800	0.0220	mg/L		10/10/24 07:42	10/10/24 16:32	1
Cadmium	<0.0000780		0.00100	0.0000780	mg/L		10/10/24 07:42	10/10/24 16:32	1
Calcium	**0.810**		0.500	0.140	mg/L		10/10/24 07:42	10/10/24 16:32	1
Chromium	**0.00237**		0.00200	0.00120	mg/L		10/10/24 07:42	10/10/24 20:16	1
Cobalt	**0.00107**		0.000500	0.000220	mg/L		10/10/24 07:42	10/10/24 20:16	1
Lead	**0.000250**	**J**	0.00100	0.000210	mg/L		10/10/24 07:42	10/10/24 16:32	1
Lithium	<0.00200		0.00500	0.00200	mg/L		10/10/24 07:42	10/10/24 16:32	1
Molybdenum	<0.000860		0.00500	0.000860	mg/L		10/10/24 07:42	10/10/24 20:16	1

Client Sample ID: MW-9

Date Collected: 09/30/24 15:27
Date Received: 10/02/24 09:30

Lab Sample ID: 180-180695-13
Matrix: Water

Method: SW846 6020B - Metals (ICP/MS) - Total Recoverable (Continued)

Analyte	Result	Qualifier	RL	MDL	Unit	D	Prepared	Analyzed	Dil Fac
Selenium	<0.000990		0.00500	0.000990	mg/L		10/10/24 07:42	10/10/24 16:32	1
Thallium	<0.000260		0.00100	0.000260	mg/L		10/10/24 07:42	10/10/24 16:32	1

Method: SW846 7470A - Mercury (CVAA)

Analyte	Result	Qualifier	RL	MDL	Unit	D	Prepared	Analyzed	Dil Fac
Mercury	<0.0000800		0.000200	0.0000800	mg/L		10/11/24 10:19	10/11/24 16:42	1

General Chemistry

Analyte	Result	Qualifier	RL	MDL	Unit	D	Prepared	Analyzed	Dil Fac
Total Dissolved Solids (SM 2540C)	**25.0**		10.0	10.0	mg/L			10/03/24 11:10	1

Method: EPA Field Sampling - Field Sampling

Analyte	Result	Qualifier	RL	MDL	Unit	D	Prepared	Analyzed	Dil Fac
Field pH	**4.90**				SU			09/30/24 16:27	1

Client Sample ID: MW-10

Date Collected: 10/01/24 11:08
Date Received: 10/02/24 09:30

Lab Sample ID: 180-180695-14
Matrix: Water

Method: SW846 EPA 9056A - Anions, Ion Chromatography

Analyte	Result	Qualifier	RL	MDL	Unit	D	Prepared	Analyzed	Dil Fac
Chloride	**4.31**		1.00	0.713	mg/L			10/07/24 18:42	1
Fluoride	**0.0260**	**J**	0.100	0.0260	mg/L			10/07/24 18:42	1
Sulfate	**5.13**		1.00	0.756	mg/L			10/07/24 18:42	1

Method: SW846 6020B - Metals (ICP/MS) - Total Recoverable

Analyte	Result	Qualifier	RL	MDL	Unit	D	Prepared	Analyzed	Dil Fac
Antimony	<0.000340		0.00200	0.000340	mg/L		10/10/24 07:42	10/10/24 16:36	1
Arsenic	<0.000860		0.00100	0.000860	mg/L		10/10/24 07:42	10/10/24 16:36	1
Barium	**0.0142**		0.0100	0.000890	mg/L		10/10/24 07:42	10/10/24 16:36	1
Beryllium	<0.000200		0.00100	0.000200	mg/L		10/10/24 07:42	10/10/24 16:36	1
Boron	**0.0387**	**J**	0.0800	0.0220	mg/L		10/10/24 07:42	10/10/24 16:36	1
Cadmium	<0.0000780		0.00100	0.0000780	mg/L		10/10/24 07:42	10/10/24 16:36	1
Calcium	**0.405**	**J**	0.500	0.140	mg/L		10/10/24 07:42	10/10/24 16:36	1
Chromium	**0.00186**	**J**	0.00200	0.00120	mg/L		10/10/24 07:42	10/10/24 20:24	1
Cobalt	**0.000615**		0.000500	0.000220	mg/L		10/10/24 07:42	10/10/24 20:24	1
Lead	<0.000210		0.00100	0.000210	mg/L		10/10/24 07:42	10/10/24 16:36	1
Lithium	<0.00200		0.00500	0.00200	mg/L		10/10/24 07:42	10/10/24 16:36	1
Molybdenum	<0.000860		0.00500	0.000860	mg/L		10/10/24 07:42	10/10/24 20:24	1
Selenium	<0.000990		0.00500	0.000990	mg/L		10/10/24 07:42	10/10/24 16:36	1
Thallium	<0.000260		0.00100	0.000260	mg/L		10/10/24 07:42	10/10/24 16:36	1

Method: SW846 7470A - Mercury (CVAA)

Analyte	Result	Qualifier	RL	MDL	Unit	D	Prepared	Analyzed	Dil Fac
Mercury	<0.0000800		0.000200	0.0000800	mg/L		10/11/24 10:19	10/11/24 16:46	1

General Chemistry

Analyte	Result	Qualifier	RL	MDL	Unit	D	Prepared	Analyzed	Dil Fac
Total Dissolved Solids (SM 2540C)	**33.0**		10.0	10.0	mg/L			10/03/24 11:10	1

Client Sample Results

Client: Southern Company
Project/Site: Plant Daniel GSA CCR

Job ID: 180-180695-1

Client Sample ID: MW-10
Date Collected: 10/01/24 11:08
Date Received: 10/02/24 09:30

Lab Sample ID: 180-180695-14
Matrix: Water

Method: EPA Field Sampling - Field Sampling

Analyte	Result	Qualifier	RL	MDL	Unit	D	Prepared	Analyzed	Dil Fac
Field pH	5.23				SU			10/01/24 12:08	1

Method: EPA 9056A - Anions, Ion Chromatography

Lab Sample ID: MB 180-481149/6
Matrix: Water
Analysis Batch: 481149

Client Sample ID: Method Blank
Prep Type: Total/NA

Analyte	MB Result	MB Qualifier	RL	MDL	Unit	D	Prepared	Analyzed	Dil Fac
Chloride	<0.713		1.00	0.713	mg/L			10/07/24 10:47	1
Fluoride	<0.0260		0.100	0.0260	mg/L			10/07/24 10:47	1
Sulfate	<0.756		1.00	0.756	mg/L			10/07/24 10:47	1

Lab Sample ID: LCS 180-481149/7
Matrix: Water
Analysis Batch: 481149

Client Sample ID: Lab Control Sample
Prep Type: Total/NA

Analyte	Spike Added	LCS Result	LCS Qualifier	Unit	D	%Rec	%Rec Limits
Chloride	50.0	46.54		mg/L		93	80 - 120
Fluoride	2.50	2.364		mg/L		95	80 - 120
Sulfate	50.0	46.16		mg/L		92	80 - 120

Lab Sample ID: 180-180695-1 MS
Matrix: Water
Analysis Batch: 481149

Client Sample ID: MW-1
Prep Type: Total/NA

Analyte	Sample Result	Sample Qualifier	Spike Added	MS Result	MS Qualifier	Unit	D	%Rec	%Rec Limits
Chloride	3.60		50.0	50.31		mg/L		93	80 - 120
Fluoride	<0.0260		2.50	2.097		mg/L		84	80 - 120
Sulfate	8.20		50.0	54.80		mg/L		93	80 - 120

Lab Sample ID: 180-180695-1 MSD
Matrix: Water
Analysis Batch: 481149

Client Sample ID: MW-1
Prep Type: Total/NA

Analyte	Sample Result	Sample Qualifier	Spike Added	MSD Result	MSD Qualifier	Unit	D	%Rec	%Rec Limits	RPD	RPD Limit
Chloride	3.60		50.0	50.28		mg/L		93	80 - 120	0	15
Fluoride	<0.0260		2.50	2.088		mg/L		84	80 - 120	0	15
Sulfate	8.20		50.0	54.98		mg/L		94	80 - 120	0	15

Lab Sample ID: 180-180695-11 MS
Matrix: Water
Analysis Batch: 481149

Client Sample ID: MW-7
Prep Type: Total/NA

Analyte	Sample Result	Sample Qualifier	Spike Added	MS Result	MS Qualifier	Unit	D	%Rec	%Rec Limits
Chloride	7.80		50.0	53.81		mg/L		92	80 - 120
Fluoride	0.0393	J	2.50	2.345		mg/L		92	80 - 120
Sulfate	<0.756		50.0	47.01		mg/L		94	80 - 120

Lab Sample ID: 180-180695-11 MSD
Matrix: Water
Analysis Batch: 481149

Client Sample ID: MW-7
Prep Type: Total/NA

Analyte	Sample Result	Sample Qualifier	Spike Added	MSD Result	MSD Qualifier	Unit	D	%Rec	%Rec Limits	RPD	RPD Limit
Chloride	7.80		50.0	54.01		mg/L		92	80 - 120	0	15
Fluoride	0.0393	J	2.50	2.364		mg/L		93	80 - 120	1	15
Sulfate	<0.756		50.0	47.13		mg/L		94	80 - 120	0	15

Method: 6020B - Metals (ICP/MS)

Lab Sample ID: MB 680-858766/1-A
Matrix: Water
Analysis Batch: 859079

Client Sample ID: Method Blank
Prep Type: Total Recoverable
Prep Batch: 858766

Analyte	MB Result	MB Qualifier	RL	MDL	Unit	D	Prepared	Analyzed	Dil Fac
Antimony	<0.000340		0.00200	0.000340	mg/L		10/10/24 07:42	10/10/24 15:27	1
Arsenic	<0.000860		0.00100	0.000860	mg/L		10/10/24 07:42	10/10/24 15:27	1
Barium	<0.000890		0.0100	0.000890	mg/L		10/10/24 07:42	10/10/24 15:27	1
Beryllium	<0.000200		0.00100	0.000200	mg/L		10/10/24 07:42	10/10/24 15:27	1
Boron	<0.0220		0.0800	0.0220	mg/L		10/10/24 07:42	10/10/24 15:27	1
Cadmium	<0.0000780		0.00100	0.0000780	mg/L		10/10/24 07:42	10/10/24 15:27	1
Calcium	<0.140		0.500	0.140	mg/L		10/10/24 07:42	10/10/24 15:27	1
Chromium	<0.00120		0.00200	0.00120	mg/L		10/10/24 07:42	10/10/24 15:27	1
Cobalt	<0.000220		0.000500	0.000220	mg/L		10/10/24 07:42	10/10/24 15:27	1
Lead	<0.000210		0.00100	0.000210	mg/L		10/10/24 07:42	10/10/24 15:27	1
Lithium	<0.00200		0.00500	0.00200	mg/L		10/10/24 07:42	10/10/24 15:27	1
Molybdenum	<0.000860		0.00500	0.000860	mg/L		10/10/24 07:42	10/10/24 15:27	1
Selenium	<0.000990		0.00500	0.000990	mg/L		10/10/24 07:42	10/10/24 15:27	1
Thallium	<0.000260		0.00100	0.000260	mg/L		10/10/24 07:42	10/10/24 15:27	1

Lab Sample ID: LCS 680-858766/2-A
Matrix: Water
Analysis Batch: 859079

Client Sample ID: Lab Control Sample
Prep Type: Total Recoverable
Prep Batch: 858766

Analyte	Spike Added	LCS Result	LCS Qualifier	Unit	D	%Rec	%Rec Limits
Antimony	0.0500	0.05334		mg/L		107	80 - 120
Arsenic	0.100	0.1055		mg/L		106	80 - 120
Barium	0.100	0.1041		mg/L		104	80 - 120
Beryllium	0.0500	0.05225		mg/L		104	80 - 120
Boron	0.400	0.4065		mg/L		102	80 - 120
Cadmium	0.0500	0.05410		mg/L		108	80 - 120
Calcium	5.00	5.161		mg/L		103	80 - 120
Chromium	0.100	0.1142		mg/L		114	80 - 120
Cobalt	0.0500	0.05702		mg/L		114	80 - 120
Lead	0.500	0.5250		mg/L		105	80 - 120
Lithium	0.500	0.5142		mg/L		103	80 - 120
Molybdenum	0.100	0.1125		mg/L		112	80 - 120
Selenium	0.100	0.1071		mg/L		107	80 - 120
Thallium	0.0500	0.05194		mg/L		104	80 - 120

Lab Sample ID: LCSD 680-858766/3-A
Matrix: Water
Analysis Batch: 859079

Client Sample ID: Lab Control Sample Dup
Prep Type: Total Recoverable
Prep Batch: 858766

Analyte	Spike Added	LCSD Result	LCSD Qualifier	Unit	D	%Rec	%Rec Limits	RPD	RPD Limit
Antimony	0.0500	0.04804		mg/L		96	80 - 120	10	20
Arsenic	0.100	0.09519		mg/L		95	80 - 120	10	20
Barium	0.100	0.09798		mg/L		98	80 - 120	6	20
Beryllium	0.0500	0.04935		mg/L		99	80 - 120	6	20
Boron	0.400	0.3866		mg/L		97	80 - 120	5	20
Cadmium	0.0500	0.04943		mg/L		99	80 - 120	9	20
Calcium	5.00	4.886		mg/L		98	80 - 120	5	20
Chromium	0.100	0.1008		mg/L		101	80 - 120	12	20
Cobalt	0.0500	0.04929		mg/L		99	80 - 120	15	20

Method: 6020B - Metals (ICP/MS) (Continued)

Lab Sample ID: LCSD 680-858766/3-A
Matrix: Water
Analysis Batch: 859079

Client Sample ID: Lab Control Sample Dup
Prep Type: Total Recoverable
Prep Batch: 858766

Analyte	Spike Added	LCSD Result	LCSD Qualifier	Unit	D	%Rec	%Rec Limits	RPD	RPD Limit
Lead	0.500	0.4876		mg/L		98	80 - 120	7	20
Lithium	0.500	0.4672		mg/L		93	80 - 120	10	20
Molybdenum	0.100	0.09788		mg/L		98	80 - 120	14	20
Selenium	0.100	0.09428		mg/L		94	80 - 120	13	20
Thallium	0.0500	0.04886		mg/L		98	80 - 120	6	20

Lab Sample ID: MB 680-858768/1-A
Matrix: Water
Analysis Batch: 859028

Client Sample ID: Method Blank
Prep Type: Total Recoverable
Prep Batch: 858768

Analyte	MB Result	MB Qualifier	RL	MDL	Unit	D	Prepared	Analyzed	Dil Fac
Antimony	<0.000340		0.00200	0.000340	mg/L		10/10/24 07:42	10/10/24 19:23	1
Arsenic	<0.000860		0.00100	0.000860	mg/L		10/10/24 07:42	10/10/24 19:23	1
Barium	<0.000890		0.0100	0.000890	mg/L		10/10/24 07:42	10/10/24 19:23	1
Beryllium	<0.000200		0.00100	0.000200	mg/L		10/10/24 07:42	10/10/24 19:23	1
Boron	<0.0220		0.0800	0.0220	mg/L		10/10/24 07:42	10/10/24 19:23	1
Cadmium	<0.0000780		0.00100	0.0000780	mg/L		10/10/24 07:42	10/10/24 19:23	1
Calcium	<0.140		0.500	0.140	mg/L		10/10/24 07:42	10/10/24 19:23	1
Chromium	<0.00120		0.00200	0.00120	mg/L		10/10/24 07:42	10/10/24 19:23	1
Cobalt	<0.000220		0.000500	0.000220	mg/L		10/10/24 07:42	10/10/24 19:23	1
Lead	0.0002600	J	0.00100	0.000210	mg/L		10/10/24 07:42	10/10/24 19:23	1
Lithium	<0.00200		0.00500	0.00200	mg/L		10/10/24 07:42	10/10/24 19:23	1
Molybdenum	<0.000860		0.00500	0.000860	mg/L		10/10/24 07:42	10/10/24 19:23	1
Selenium	<0.000990		0.00500	0.000990	mg/L		10/10/24 07:42	10/10/24 19:23	1
Thallium	<0.000260		0.00100	0.000260	mg/L		10/10/24 07:42	10/10/24 19:23	1

Lab Sample ID: LCS 680-858768/2-A
Matrix: Water
Analysis Batch: 859028

Client Sample ID: Lab Control Sample
Prep Type: Total Recoverable
Prep Batch: 858768

Analyte	Spike Added	LCS Result	LCS Qualifier	Unit	D	%Rec	%Rec Limits
Antimony	0.0500	0.05433		mg/L		109	80 - 120
Arsenic	0.100	0.1080		mg/L		108	80 - 120
Barium	0.100	0.1040		mg/L		104	80 - 120
Beryllium	0.0500	0.05379		mg/L		108	80 - 120
Boron	0.400	0.4140		mg/L		104	80 - 120
Cadmium	0.0500	0.05480		mg/L		110	80 - 120
Calcium	5.00	5.071		mg/L		101	80 - 120
Chromium	0.100	0.1150		mg/L		115	80 - 120
Cobalt	0.0500	0.05678		mg/L		114	80 - 120
Lead	0.500	0.5279		mg/L		106	80 - 120
Lithium	0.500	0.5086		mg/L		102	80 - 120
Molybdenum	0.100	0.1104		mg/L		110	80 - 120
Selenium	0.100	0.1074		mg/L		107	80 - 120
Thallium	0.0500	0.05208		mg/L		104	80 - 120

Method: 6020B - Metals (ICP/MS) (Continued)

Lab Sample ID: 180-180695-6 MS
Matrix: Water
Analysis Batch: 859028

Client Sample ID: DUP-03
Prep Type: Total Recoverable
Prep Batch: 858768

Analyte	Sample Result	Sample Qualifier	Spike Added	MS Result	MS Qualifier	Unit	D	%Rec	%Rec Limits
Antimony	<0.000340	F1	0.0500	0.06312	F1	mg/L		126	75 - 125
Arsenic	<0.000860	F1	0.100	0.1256	F1	mg/L		126	75 - 125
Barium	0.0522		0.100	0.1762		mg/L		124	75 - 125
Beryllium	0.000205	J	0.0500	0.06154		mg/L		123	75 - 125
Boron	<0.0220		0.400	0.4850		mg/L		121	75 - 125
Cadmium	<0.0000780	F1	0.0500	0.06325	F1	mg/L		127	75 - 125
Calcium	1.22	F1	5.00	7.677	F1	mg/L		129	75 - 125
Chromium	0.00138	J F1	0.100	0.1347	F1	mg/L		133	75 - 125
Cobalt	0.00147	F1	0.0500	0.06790	F1	mg/L		133	75 - 125
Lead	0.000435	J B F1	0.500	0.6351	F1	mg/L		127	75 - 125
Lithium	0.00288	J	0.500	0.5780		mg/L		115	75 - 125
Molybdenum	<0.000860	F1	0.100	0.1327	F1	mg/L		133	75 - 125
Selenium	<0.000990	F1	0.100	0.1277	F1	mg/L		128	75 - 125
Thallium	<0.000260		0.0500	0.06255		mg/L		125	75 - 125

Lab Sample ID: 180-180695-6 MSD
Matrix: Water
Analysis Batch: 859028

Client Sample ID: DUP-03
Prep Type: Total Recoverable
Prep Batch: 858768

Analyte	Sample Result	Sample Qualifier	Spike Added	MSD Result	MSD Qualifier	Unit	D	%Rec	%Rec Limits	RPD	RPD Limit
Antimony	<0.000340	F1	0.0500	0.06192		mg/L		124	75 - 125	2	20
Arsenic	<0.000860	F1	0.100	0.1219		mg/L		122	75 - 125	3	20
Barium	0.0522		0.100	0.1697		mg/L		117	75 - 125	4	20
Beryllium	0.000205	J	0.0500	0.05916		mg/L		118	75 - 125	4	20
Boron	<0.0220		0.400	0.4677		mg/L		117	75 - 125	4	20
Cadmium	<0.0000780	F1	0.0500	0.06201		mg/L		124	75 - 125	2	20
Calcium	1.22	F1	5.00	6.742		mg/L		111	75 - 125	13	20
Chromium	0.00138	J F1	0.100	0.1297	F1	mg/L		128	75 - 125	4	20
Cobalt	0.00147	F1	0.0500	0.06580	F1	mg/L		129	75 - 125	3	20
Lead	0.000435	J B F1	0.500	0.6069		mg/L		121	75 - 125	5	20
Lithium	0.00288	J	0.500	0.5705		mg/L		114	75 - 125	1	20
Molybdenum	<0.000860	F1	0.100	0.1295	F1	mg/L		130	75 - 125	2	20
Selenium	<0.000990	F1	0.100	0.1174		mg/L		117	75 - 125	8	20
Thallium	<0.000260		0.0500	0.06043		mg/L		121	75 - 125	3	20

Method: 7470A - Mercury (CVAA)

Lab Sample ID: MB 680-858829/1-A
Matrix: Water
Analysis Batch: 858994

Client Sample ID: Method Blank
Prep Type: Total/NA
Prep Batch: 858829

Analyte	MB Result	MB Qualifier	RL	MDL	Unit	D	Prepared	Analyzed	Dil Fac
Mercury	<0.0000800		0.000200	0.0000800	mg/L		10/10/24 10:36	10/10/24 17:06	1

Method: 7470A - Mercury (CVAA) (Continued)

Lab Sample ID: LCS 680-858829/2-A
Matrix: Water
Analysis Batch: 858994

Client Sample ID: Lab Control Sample
Prep Type: Total/NA
Prep Batch: 858829

Analyte	Spike Added	LCS Result	LCS Qualifier	Unit	D	%Rec	%Rec Limits
Mercury	0.00250	0.002378		mg/L		95	80 - 120

Lab Sample ID: MB 680-859033/1-A
Matrix: Water
Analysis Batch: 859296

Client Sample ID: Method Blank
Prep Type: Total/NA
Prep Batch: 859033

Analyte	MB Result	MB Qualifier	RL	MDL	Unit	D	Prepared	Analyzed	Dil Fac
Mercury	<0.0000800		0.000200	0.0000800	mg/L		10/11/24 10:19	10/11/24 17:11	1

Lab Sample ID: LCS 680-859033/2-A
Matrix: Water
Analysis Batch: 859296

Client Sample ID: Lab Control Sample
Prep Type: Total/NA
Prep Batch: 859033

Analyte	Spike Added	LCS Result	LCS Qualifier	Unit	D	%Rec	%Rec Limits
Mercury	0.00250	0.002503		mg/L		100	80 - 120

Method: SM 2540C - Solids, Total Dissolved (TDS)

Lab Sample ID: MB 180-480908/1
Matrix: Water
Analysis Batch: 480908

Client Sample ID: Method Blank
Prep Type: Total/NA

Analyte	MB Result	MB Qualifier	RL	MDL	Unit	D	Prepared	Analyzed	Dil Fac
Total Dissolved Solids	<10.0		10.0	10.0	mg/L			10/03/24 11:03	1

Lab Sample ID: LCS 180-480908/2
Matrix: Water
Analysis Batch: 480908

Client Sample ID: Lab Control Sample
Prep Type: Total/NA

Analyte	Spike Added	LCS Result	LCS Qualifier	Unit	D	%Rec	%Rec Limits
Total Dissolved Solids	721	752.0		mg/L		104	85 - 115

Lab Sample ID: 180-180695-7 DU
Matrix: Water
Analysis Batch: 480908

Client Sample ID: EB-01
Prep Type: Total/NA

Analyte	Sample Result	Sample Qualifier	DU Result	DU Qualifier	Unit	D	RPD	RPD Limit
Total Dissolved Solids	<10.0		<10.0		mg/L		NC	10

Lab Sample ID: 180-180695-8 DU
Matrix: Water
Analysis Batch: 480908

Client Sample ID: FB-01
Prep Type: Total/NA

Analyte	Sample Result	Sample Qualifier	DU Result	DU Qualifier	Unit	D	RPD	RPD Limit
Total Dissolved Solids	<10.0		<10.0		mg/L		NC	10

Method: SM 2540C - Solids, Total Dissolved (TDS) (Continued)

Lab Sample ID: MB 180-480910/1
Matrix: Water
Analysis Batch: 480910

Client Sample ID: Method Blank
Prep Type: Total/NA

Analyte	MB Result	MB Qualifier	RL	MDL	Unit	D	Prepared	Analyzed	Dil Fac
Total Dissolved Solids	<10.0		10.0	10.0	mg/L			10/03/24 11:10	1

Lab Sample ID: LCS 180-480910/2
Matrix: Water
Analysis Batch: 480910

Client Sample ID: Lab Control Sample
Prep Type: Total/NA

Analyte			Spike Added	LCS Result	LCS Qualifier	Unit	D	%Rec	%Rec Limits		
Total Dissolved Solids			721	724.0		mg/L		100	85 - 115		

Lab Sample ID: 180-180695-3 DU
Matrix: Water
Analysis Batch: 480910

Client Sample ID: MW-3
Prep Type: Total/NA

Analyte	Sample Result	Sample Qualifier		DU Result	DU Qualifier	Unit	D			RPD	RPD Limit
Total Dissolved Solids	71.0			71.00		mg/L				0	10

Lab Sample ID: 180-180695-5 DU
Matrix: Water
Analysis Batch: 480910

Client Sample ID: DUP-01
Prep Type: Total/NA

Analyte	Sample Result	Sample Qualifier		DU Result	DU Qualifier	Unit	D			RPD	RPD Limit
Total Dissolved Solids	93.0			88.00		mg/L				6	10

HPLC/IC

Analysis Batch: 481149

Lab Sample ID	Client Sample ID	Prep Type	Matrix	Method	Prep Batch
180-180695-1	MW-1	Total/NA	Water	EPA 9056A	
180-180695-2	MW-2	Total/NA	Water	EPA 9056A	
180-180695-3	MW-3	Total/NA	Water	EPA 9056A	
180-180695-4	MW-4	Total/NA	Water	EPA 9056A	
180-180695-5	DUP-01	Total/NA	Water	EPA 9056A	
180-180695-6	DUP-03	Total/NA	Water	EPA 9056A	
180-180695-7	EB-01	Total/NA	Water	EPA 9056A	
180-180695-8	FB-01	Total/NA	Water	EPA 9056A	
180-180695-9	MW-5	Total/NA	Water	EPA 9056A	
180-180695-10	MW-6	Total/NA	Water	EPA 9056A	
180-180695-11	MW-7	Total/NA	Water	EPA 9056A	
180-180695-12	MW-8	Total/NA	Water	EPA 9056A	
180-180695-13	MW-9	Total/NA	Water	EPA 9056A	
180-180695-14	MW-10	Total/NA	Water	EPA 9056A	
MB 180-481149/6	Method Blank	Total/NA	Water	EPA 9056A	
LCS 180-481149/7	Lab Control Sample	Total/NA	Water	EPA 9056A	
180-180695-1 MS	MW-1	Total/NA	Water	EPA 9056A	
180-180695-1 MSD	MW-1	Total/NA	Water	EPA 9056A	
180-180695-11 MS	MW-7	Total/NA	Water	EPA 9056A	
180-180695-11 MSD	MW-7	Total/NA	Water	EPA 9056A	

Metals

Prep Batch: 858766

Lab Sample ID	Client Sample ID	Prep Type	Matrix	Method	Prep Batch
180-180695-1	MW-1	Total Recoverable	Water	3005A	
180-180695-2	MW-2	Total Recoverable	Water	3005A	
180-180695-3	MW-3	Total Recoverable	Water	3005A	
180-180695-4	MW-4	Total Recoverable	Water	3005A	
180-180695-5	DUP-01	Total Recoverable	Water	3005A	
180-180695-6	DUP-03	Total Recoverable	Water	3005A	
180-180695-7	EB-01	Total Recoverable	Water	3005A	
180-180695-8	FB-01	Total Recoverable	Water	3005A	
180-180695-9	MW-5	Total Recoverable	Water	3005A	
180-180695-10	MW-6	Total Recoverable	Water	3005A	
180-180695-11	MW-7	Total Recoverable	Water	3005A	
180-180695-12	MW-8	Total Recoverable	Water	3005A	
180-180695-13	MW-9	Total Recoverable	Water	3005A	
180-180695-14	MW-10	Total Recoverable	Water	3005A	
MB 680-858766/1-A	Method Blank	Total Recoverable	Water	3005A	
LCS 680-858766/2-A	Lab Control Sample	Total Recoverable	Water	3005A	
LCSD 680-858766/3-A	Lab Control Sample Dup	Total Recoverable	Water	3005A	

Prep Batch: 858768

Lab Sample ID	Client Sample ID	Prep Type	Matrix	Method	Prep Batch
180-180695-1	MW-1	Total Recoverable	Water	3005A	
180-180695-2	MW-2	Total Recoverable	Water	3005A	
180-180695-3	MW-3	Total Recoverable	Water	3005A	
180-180695-4	MW-4	Total Recoverable	Water	3005A	
180-180695-5	DUP-01	Total Recoverable	Water	3005A	
180-180695-6	DUP-03	Total Recoverable	Water	3005A	

Metals (Continued)

Prep Batch: 858768 (Continued)

Lab Sample ID	Client Sample ID	Prep Type	Matrix	Method	Prep Batch
180-180695-8	FB-01	Total Recoverable	Water	3005A	
180-180695-9	MW-5	Total Recoverable	Water	3005A	
180-180695-10	MW-6	Total Recoverable	Water	3005A	
180-180695-11	MW-7	Total Recoverable	Water	3005A	
180-180695-12	MW-8	Total Recoverable	Water	3005A	
180-180695-13	MW-9	Total Recoverable	Water	3005A	
180-180695-14	MW-10	Total Recoverable	Water	3005A	
MB 680-858768/1-A	Method Blank	Total Recoverable	Water	3005A	
LCS 680-858768/2-A	Lab Control Sample	Total Recoverable	Water	3005A	
180-180695-6 MS	DUP-03	Total Recoverable	Water	3005A	
180-180695-6 MSD	DUP-03	Total Recoverable	Water	3005A	

Prep Batch: 858829

Lab Sample ID	Client Sample ID	Prep Type	Matrix	Method	Prep Batch
180-180695-3	MW-3	Total/NA	Water	7470A	
180-180695-5	DUP-01	Total/NA	Water	7470A	
180-180695-6	DUP-03	Total/NA	Water	7470A	
180-180695-7	EB-01	Total/NA	Water	7470A	
180-180695-8	FB-01	Total/NA	Water	7470A	
180-180695-10	MW-6	Total/NA	Water	7470A	
180-180695-11	MW-7	Total/NA	Water	7470A	
180-180695-12	MW-8	Total/NA	Water	7470A	
MB 680-858829/1-A	Method Blank	Total/NA	Water	7470A	
LCS 680-858829/2-A	Lab Control Sample	Total/NA	Water	7470A	

Analysis Batch: 858994

Lab Sample ID	Client Sample ID	Prep Type	Matrix	Method	Prep Batch
180-180695-3	MW-3	Total/NA	Water	7470A	858829
180-180695-5	DUP-01	Total/NA	Water	7470A	858829
180-180695-6	DUP-03	Total/NA	Water	7470A	858829
180-180695-7	EB-01	Total/NA	Water	7470A	858829
180-180695-8	FB-01	Total/NA	Water	7470A	858829
180-180695-10	MW-6	Total/NA	Water	7470A	858829
180-180695-11	MW-7	Total/NA	Water	7470A	858829
180-180695-12	MW-8	Total/NA	Water	7470A	858829
MB 680-858829/1-A	Method Blank	Total/NA	Water	7470A	858829
LCS 680-858829/2-A	Lab Control Sample	Total/NA	Water	7470A	858829

Analysis Batch: 859028

Lab Sample ID	Client Sample ID	Prep Type	Matrix	Method	Prep Batch
180-180695-1	MW-1	Total Recoverable	Water	6020B	858768
180-180695-2	MW-2	Total Recoverable	Water	6020B	858768
180-180695-3	MW-3	Total Recoverable	Water	6020B	858768
180-180695-4	MW-4	Total Recoverable	Water	6020B	858768
180-180695-5	DUP-01	Total Recoverable	Water	6020B	858768
180-180695-6	DUP-03	Total Recoverable	Water	6020B	858768
180-180695-8	FB-01	Total Recoverable	Water	6020B	858768
180-180695-9	MW-5	Total Recoverable	Water	6020B	858768
180-180695-10	MW-6	Total Recoverable	Water	6020B	858768
180-180695-11	MW-7	Total Recoverable	Water	6020B	858768
180-180695-12	MW-8	Total Recoverable	Water	6020B	858768

Metals (Continued)

Analysis Batch: 859028 (Continued)

Lab Sample ID	Client Sample ID	Prep Type	Matrix	Method	Prep Batch
180-180695-13	MW-9	Total Recoverable	Water	6020B	858768
180-180695-14	MW-10	Total Recoverable	Water	6020B	858768
MB 680-858768/1-A	Method Blank	Total Recoverable	Water	6020B	858768
LCS 680-858768/2-A	Lab Control Sample	Total Recoverable	Water	6020B	858768
180-180695-6 MS	DUP-03	Total Recoverable	Water	6020B	858768
180-180695-6 MSD	DUP-03	Total Recoverable	Water	6020B	858768

Prep Batch: 859033

Lab Sample ID	Client Sample ID	Prep Type	Matrix	Method	Prep Batch
180-180695-1	MW-1	Total/NA	Water	7470A	
180-180695-2	MW-2	Total/NA	Water	7470A	
180-180695-4	MW-4	Total/NA	Water	7470A	
180-180695-9	MW-5	Total/NA	Water	7470A	
180-180695-13	MW-9	Total/NA	Water	7470A	
180-180695-14	MW-10	Total/NA	Water	7470A	
MB 680-859033/1-A	Method Blank	Total/NA	Water	7470A	
LCS 680-859033/2-A	Lab Control Sample	Total/NA	Water	7470A	

Analysis Batch: 859079

Lab Sample ID	Client Sample ID	Prep Type	Matrix	Method	Prep Batch
180-180695-1	MW-1	Total Recoverable	Water	6020B	858766
180-180695-2	MW-2	Total Recoverable	Water	6020B	858766
180-180695-3	MW-3	Total Recoverable	Water	6020B	858766
180-180695-4	MW-4	Total Recoverable	Water	6020B	858766
180-180695-5	DUP-01	Total Recoverable	Water	6020B	858766
180-180695-6	DUP-03	Total Recoverable	Water	6020B	858766
180-180695-7	EB-01	Total Recoverable	Water	6020B	858766
180-180695-8	FB-01	Total Recoverable	Water	6020B	858766
180-180695-9	MW-5	Total Recoverable	Water	6020B	858766
180-180695-10	MW-6	Total Recoverable	Water	6020B	858766
180-180695-11	MW-7	Total Recoverable	Water	6020B	858766
180-180695-12	MW-8	Total Recoverable	Water	6020B	858766
180-180695-13	MW-9	Total Recoverable	Water	6020B	858766
180-180695-14	MW-10	Total Recoverable	Water	6020B	858766
MB 680-858766/1-A	Method Blank	Total Recoverable	Water	6020B	858766
LCS 680-858766/2-A	Lab Control Sample	Total Recoverable	Water	6020B	858766
LCSD 680-858766/3-A	Lab Control Sample Dup	Total Recoverable	Water	6020B	858766

Analysis Batch: 859296

Lab Sample ID	Client Sample ID	Prep Type	Matrix	Method	Prep Batch
180-180695-1	MW-1	Total/NA	Water	7470A	859033
180-180695-2	MW-2	Total/NA	Water	7470A	859033
180-180695-4	MW-4	Total/NA	Water	7470A	859033
180-180695-9	MW-5	Total/NA	Water	7470A	859033
180-180695-13	MW-9	Total/NA	Water	7470A	859033
180-180695-14	MW-10	Total/NA	Water	7470A	859033
MB 680-859033/1-A	Method Blank	Total/NA	Water	7470A	859033
LCS 680-859033/2-A	Lab Control Sample	Total/NA	Water	7470A	859033

QC Association Summary

Client: Southern Company
Project/Site: Plant Daniel GSA CCR

Job ID: 180-180695-1

General Chemistry

Analysis Batch: 480908

Lab Sample ID	Client Sample ID	Prep Type	Matrix	Method	Prep Batch
180-180695-4	MW-4	Total/NA	Water	SM 2540C	
180-180695-7	EB-01	Total/NA	Water	SM 2540C	
180-180695-8	FB-01	Total/NA	Water	SM 2540C	
MB 180-480908/1	Method Blank	Total/NA	Water	SM 2540C	
LCS 180-480908/2	Lab Control Sample	Total/NA	Water	SM 2540C	
180-180695-7 DU	EB-01	Total/NA	Water	SM 2540C	
180-180695-8 DU	FB-01	Total/NA	Water	SM 2540C	

Analysis Batch: 480910

Lab Sample ID	Client Sample ID	Prep Type	Matrix	Method	Prep Batch
180-180695-1	MW-1	Total/NA	Water	SM 2540C	
180-180695-2	MW-2	Total/NA	Water	SM 2540C	
180-180695-3	MW-3	Total/NA	Water	SM 2540C	
180-180695-5	DUP-01	Total/NA	Water	SM 2540C	
180-180695-6	DUP-03	Total/NA	Water	SM 2540C	
180-180695-9	MW-5	Total/NA	Water	SM 2540C	
180-180695-10	MW-6	Total/NA	Water	SM 2540C	
180-180695-11	MW-7	Total/NA	Water	SM 2540C	
180-180695-12	MW-8	Total/NA	Water	SM 2540C	
180-180695-13	MW-9	Total/NA	Water	SM 2540C	
180-180695-14	MW-10	Total/NA	Water	SM 2540C	
MB 180-480910/1	Method Blank	Total/NA	Water	SM 2540C	
LCS 180-480910/2	Lab Control Sample	Total/NA	Water	SM 2540C	
180-180695-3 DU	MW-3	Total/NA	Water	SM 2540C	
180-180695-5 DU	DUP-01	Total/NA	Water	SM 2540C	

Field Service / Mobile Lab

Analysis Batch: 483190

Lab Sample ID	Client Sample ID	Prep Type	Matrix	Method	Prep Batch
180-180695-1	MW-1	Total/NA	Water	Field Sampling	
180-180695-2	MW-2	Total/NA	Water	Field Sampling	
180-180695-3	MW-3	Total/NA	Water	Field Sampling	
180-180695-4	MW-4	Total/NA	Water	Field Sampling	
180-180695-9	MW-5	Total/NA	Water	Field Sampling	
180-180695-10	MW-6	Total/NA	Water	Field Sampling	
180-180695-11	MW-7	Total/NA	Water	Field Sampling	
180-180695-12	MW-8	Total/NA	Water	Field Sampling	
180-180695-13	MW-9	Total/NA	Water	Field Sampling	
180-180695-14	MW-10	Total/NA	Water	Field Sampling	

Eurofins TestAmerica, Pittsburgh
301 Alpha Drive RIDC Park
Pittsburgh, PA 15238
Phone (412) 963-7058 Fax (412) 963-2468

Chain of Custody Record

eurofins | Environment Testing America

Client Information	Sampler: Rick Hogendorfer / Keith Krisman	Lab PM: Brown, Shali	Carrier Tracking No(s):	COC No:
Client Contact: SCS Contacts	Phone: 850-336-0192	E-Mail: shali.brown@eurofinset.com		Page: 1 of 2
Company: SCS				Job #:
Address: 3535 Colonnade Pkwy Bin S 530 EC	Due Date Requested:			
City: Birmingham	TAT Requested (days):			
State, Zip: Alabama				
Phone: 205 992 6283	PO #:			
Email: SCS Contacts	WO #:			
Project Name: Daniel GSA CCR	Project #: 18020047			
Site:	SSOW#:			

Analysis Requested

Preservation Codes:

A - HCL	M - Hexane
B - NaOH	N - None
C - Zn Acetate	O - AsNaO2
D - Nitric Acid	P - Na2O4S
E - NaHSO4	Q - Na2SO3
F - MeOH	R - Na2S2O3
G - Amchlor	S - H2SO4
H - Ascorbic Acid	T - TSP Dodecahydrate
I - Ice	U - Acetone
J - DI Water	V - MCAA
K - EDTA	W - pH 4-5
L - EDA	Z - other (specify)

Other:

180-180695 Chain of Custody

Sample Identification	Sample Date	Sample Time	Sample Type (C=comp, G=grab)	Matrix (W=water, S=solid, O=waste/oil, BT=Tissue, A=Air)	Field Filtered Sample (Yes or No)	Perform MS/MSD (Yes or No)	6020B Custom 14 (App III and IV)	7470 Mercury	90656 Chloride Fluoride Sulfate	Total Dissolved Solids	Ra 226 Ra 228 and Combined	Total Number of containers	Special Instructions/Note:
			Preservation Code:										
MW-1	10-1-24	1006	G	W	No		X	X	X	X	X	6	
MW-2	10-1-24	1212	G	W	No		X	X	X	X	X	6	
MW-3	9-30-24	1400	G	W	No		X	X	X	X	X	6	
MW-4	10-1-24	0820	G	W	No		X	X	X	X	X	6	
DUP-01	9-30-24	1300	G	W	No		X	X	X	X	X	6	
DUP-03	10-1-24	0720	G	W	No		X	X	X	X	X	6	
EB-01	10-1-24	0724	G	W	No		X	X	X	X	X	6	
FB-01	10-1-24	0744	G	W	No		X	X	X	X	X	6	
MW-5	10-1-24	0907	G	W	No		X	X	X	X	X	6	
MW-6	9-30-24	1545	G	W	No		X	X	X	X	X	6	
MW-7	9-30-24	1248	G	W	No		X	X	X	X	X	6	

Possible Hazard Identification
☐ Non-Hazard ☐ Flammable ☐ Skin Irritant ☐ Poison B ☐ Unknown ☐ Radiological

Sample Disposal (A fee may be assessed if samples are retained longer than 1 month)
☐ Return To Client ☐ Disposal By Lab ☐ Archive For _____ Months

Deliverable Requested. I, II, III, IV, Other (specify)

Special Instructions/QC Requirements:

Empty Kit Relinquished by:	Date	Time.	Method of Shipment:

Relinquished by:	Date/Time	Company	Received by:	Date/Time	Company
[signature]	10-1-24 1311	RDH ENV.	[signature]	10/02/24 0930	GPHNG

Custody Seals Intact: Δ Yes Δ No	Custody Seal No.:	Cooler Temperature(s) °C and Other Remarks

Ver: 01/16/2019

Eurofins TestAmerica, Pittsburgh
301 Alpha Drive RIDC Park
Pittsburgh, PA 15238
Phone (412) 963-7058 Fax (412) 963-2468

Chain of Custody Record

eurofins | Environment Testing America

Client Information	Sampler: Rick Hagenderfer / Keith Krisman	Lab PM: Brown, Shali	Carrier Tracking No(s):	COC No:
Client Contact: SCS Contacts	Phone: 850-336-0192	E-Mail: shali.brown@eurofinset com		Page: 2 of 2
Company: SCS				Job #:

Address: 3535 Colonnade Pkwy Bin S 530 EC	Due Date Requested:	Analysis Requested
City: Birmingham	TAT Requested (days):	
State, Zip: Alabama		
Phone: 205.992 6283	PO #:	
Email: SCS Contacts	WO #:	
Project Name: Daniel GSA CCR	Project #: 18020047	
Site	SSOW#:	

Preservation Codes:

A - HCL	M - Hexane
B - NaOH	N - None
C - Zn Acetate	O - AsNaO2
D - Nitric Acid	P - Na2O4S
E - NaHSO4	Q - Na2SO3
F - MeOH	R - Na2S2O3
G - Amchlor	S - H2SO4
H - Ascorbic Acid	T - TSP Dodecahydrate
I - Ice	U - Acetone
J - DI Water	V - MCAA
K - EDTA	W - pH 4-5
L - EDA	Z - other (specify)

Other:

Sample Identification	Sample Date	Sample Time	Sample Type (C=comp, G=grab)	Matrix (W=water, S=solid, O=waste/oil, BT=Tissue, A=Air)	Field Filtered Sample (Yes or No)	Perform MS/MSD (Yes or No)	6020B Custom 14 (App III and IV)	7470 Mercury	90656 Chloride Fluoride Sulfate	Total Dissolved Solids	Ra 226 Ra 228 and Combined	Total Number of containers	Special Instructions/Note:
			Preservation Code:										
MW-8	9-30-24	1237	G	W	No		X	X	X	X	X	6	
MW-9	9-30-24	1527	G	W	No		X	X	X	X	X	6	
MW-10	10-1-24	1108	G	W	No		X	X	X	X	X	6	

Possible Hazard Identification
☐ Non-Hazard ☐ Flammable ☐ Skin Irritant ☐ Poison B ☐ Unknown ☐ Radiological

Sample Disposal (A fee may be assessed if samples are retained longer than 1 month)
☐ Return To Client ☐ Disposal By Lab ☐ Archive For _____ Months

Deliverable Requested: I, II, III, IV, Other (specify)

Special Instructions/QC Requirements.

Empty Kit Relinquished by:	Date	Time.	Method of Shipment:

Relinquished by:	Date/Time: 10-1-24 1311	Company: ROH ENV.	Received by:	Date/Time: 10/02/24 0930	Company: EPI-HAK
Relinquished by:	Date/Time:	Company:	Received by:	Date/Time:	Company:
Relinquished by:	Date/Time:	Company:	Received by:	Date/Time.	Company:

Custody Seals Intact: Δ Yes Δ No	Custody Seal No.:	Cooler Temperature(s) °C and Other Remarks

Ver: 01/16/2019



1
2
3
4
5
6
7
8
9
10
11
12
13

180-180695 Waybill

ORIGIN ID PNSA (850) 336-0192
RICK HAGENDORFER
TEST AMERICA PITTSBURGH LAB
SEE CAREERS 5 BEFORE BILL
301 ALPHA DR
PITTSBURGH, PA 15238
UNITED STATES US

SHIP DATE: 01OCT24
ACTWGT: 80.60 LB
CAD: 6994796/SSFE2541
DIMS: 26x14x13 IN
BILL THIRD PARTY

Part # 156297-498 RRDB-EMP 05/25

TO
ATTN:SHALI BROWN
EUROFINS ENVIROMENT TESTING
301 ALPHA DR
RIDC PARK
PITTSBURGH PA 15238
(615) 301-5031
INV:
PO:
REF:
DEPT:

Uncorrected temp
Thermometer ID 25
CF 40.1 Initials PM
PT-WI-SR-001 effective 11/8/18

FedEx Express
E
J243024071301uv

2 of 5
01 4761 2059
Metr# 2801 4761 2048
XS AGCA
0201
WED - 02 OCT 10:30A
PRIORITY OVERNIGHT
AHS
15238
PA-US PIT


ORIGIN ID:PNSA (850)
RICK HAGENDORFER
TESTAMERICA PITTSBURGH
SEE CHEERS 5 BEFORE BI
301 ALPHA DR
PITTSBURGH, PA 15238
UNITED STATES US
TO ATTN:SHALI BRO
EUROFINS ENVIROMENT TESTING
301 ALPHA DR
RIDC PARK
PITTSBURGH PA 15238
(615) 301-6031
REF:
DEPT:
Uncorrected temp
Thermometer ID
25
CF +0.1
Initials PM
PT-WI-SR-001 effective 11/8/18
FedEx
Express
4 of 5
MPS# 2801 4761 2070
Mstr# 2801 4761 2048
XS AGCA
0201
WED - 02 OCT 10:30A
PRIORITY OVERNIGHT
AHS
15238
PA-US PIT


eurofins
Environment Testing
TestAmerica
2586420
ORIGIN ID:PNSA (850) 336-0192
RICK HAGENDORFER
TESTAMERICA PITTSBURGH LAB
SEE CHEERS 5 BEFORE BILL
301 ALPHA DR
PITTSBURGH, PA 15238
UNITED STATES US
SHIP DATE: 01OCT24
ACTWGT: 80.60 LB
CAD: 6994796/SSFE2541
DIMS: 26x14x13 IN
BILL THIRD PARTY
Part # 156297-485-R8BBR EXP 05/25
TO ATTN:SHALI BROWN
EUROFINS-ENVIROMENT TESTING
301 ALPHA DR
RIDC PARK
PITTSBURGH PA 15238
(615) 301-5031
REF:
INV:
PO:
DEPT:
FedEx
Express
WED - 02 OCT 10:30A
PRIORITY OVERNIGHT
1 of 5
TRK# 2801 4761 2048
0201
MASTER
XS AGCA
AHS
15238
PA-US
PIT
Uncorrected temp
Thermometer ID
14
25
CF +0.1
Initials
PM
PT-WI-SR-001 effective 11/8/18
°C

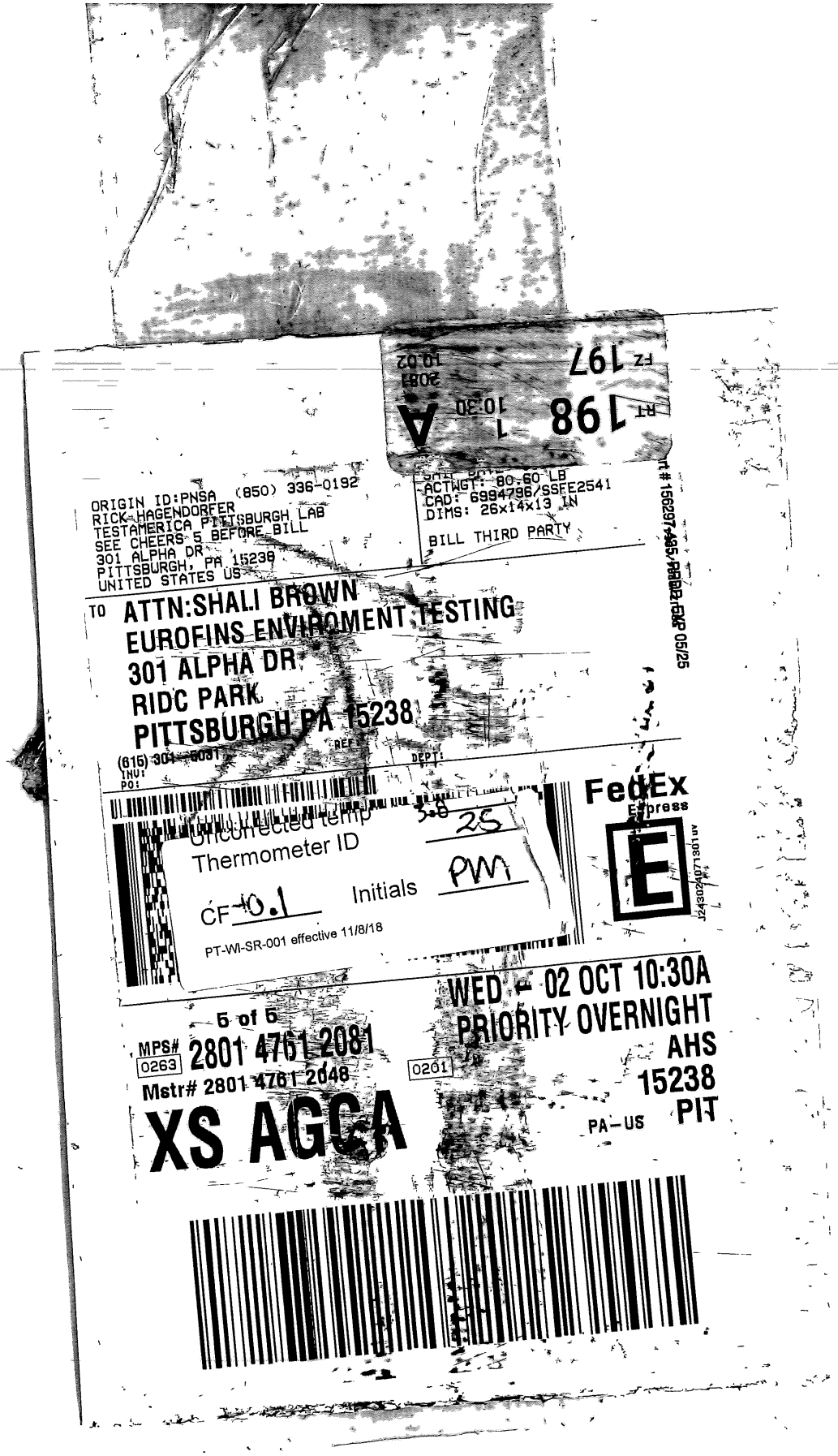
ORIGIN ID:PNSA (850) 336-0192
RICK HAGENDORFER
TESTAMERICA PITTSBURGH LAB
SEE CHEERS 5 BEFORE BILL
301 ALPHA DR
PITTSBURGH, PA 15238
UNITED STATES US
ACTWGT: 80.00 LB
CAD: 6994796/SSFE2541
DIMS: 26x14x13 IN
BILL THIRD PARTY
TO ATTN:SHALI BROWN
EUROFINS ENVIRONMENT TESTING
301 ALPHA DR
RIDC PARK
PITTSBURGH PA 15238
(615) 301-5031
REF:
INV:
PO:
DEPT:
Uncorrected temp
Thermometer ID
25
CF +0.1
Initials
PM
PT-WI-SR-001 effective 11/8/18
FedEx
Express
5 of 5
MPS# 2801 4761 2081
Mstr# 2801 4761 2048
XS AGCA
WED - 02 OCT 10:30A
PRIORITY OVERNIGHT
AHS
15238
PIT
PA-US



ORIGIN ID:PNSA (850) 336-0192
RICK HAGENDORFER
TESTAMERICA PITTSBURGH LAB
SEE CHEERS 5 BEFORE BILL
301 ALPHA DR
PITTSBURGH, PA 15238
UNITED STATES US

SHIP DATE: 01OCT24
ACTWGT: 80.60 LB
CAD: 6994796/SSFE2541
DIMS: 26x14x13 IN
BILL THIRD PARTY

TO ATTN:SHALI BROWN
EUROFINS ENVIROMENT TESTING
301 ALPHA DR
RIDC PARK
PITTSBURGH PA 15238
(615) 301-5031
INV:
PO:
REF:
DEPT:

Part # 156297-435 REV# EXP 05/25

Uncorrected temp 1.0 °C
Thermometer ID 20
CF -0.7 Initials JM
PT-WI-SR-001 effective 11/8/18

FedEx Express

J243024071301uv

3 of 5
MPS# 0263 2801 4761 2060
Mstr# 2801 4761 2048

0201

WED - 02 OCT 10:30A
PRIORITY OVERNIGHT
AHS
15238
PA-US PIT

XS AGCA

Eurofins Pittsburgh
301 Alpha Drive RIDC Park
Pittsburgh, PA 15238
Phone: 412-963-7058 Fax: 412-963-2468

Chain of Custody Record

eurofins | Environment Testing

Client Information (Sub Contract Lab)	Sampler:	Lab PM: Brown, Shali	Carrier Tracking No(s):	COC No: 180-525433.1
Client Contact: Shipping/Receiving	Phone:	E-Mail: Shali.Brown@et.eurofinsus.com	State of Origin: Mississippi	Page: Page 1 of 2
Company: Eurofins Environment Testing Southeast L		Accreditations Required (See note):		Job #: 180-180695-1
Address: 5102 LaRoche Avenue, ,	Due Date Requested: 10/15/2024	Analysis Requested		Preservation Codes: -
City: Savannah	TAT Requested (days):			
State, Zip: GA, 31404				
Phone: 912-354-7858(Tel) 912-352-0165(Fax)	PO #:			
Email:	WO #:			
Project Name: Plant Daniel GSA CCR	Project #: 18020047			Other:
Site:	SSOW#:			

Sample Identification - Client ID (Lab ID)	Sample Date	Sample Time	Sample Type (C=Comp, G=grab)	Matrix (W=water, S=solid, O=waste/oil, BT=Tissue, A=Air)	Field Filtered Sample (Yes or No)	Perform MS/MSD (Yes or No)	6020B/3005A Custom 14 (AppIII + App IV)	7470A/7470A_Prep Mercury (CVAA)	Total Number of containers	Special Instructions/Note:
			Preservation Code:							
MW-1 (180-180695-1)	10/1/24	10:06 Central	G	Water			X	X	2	
MW-2 (180-180695-2)	10/1/24	12:12 Central	G	Water			X	X	2	
MW-3 (180-180695-3)	9/30/24	14:00 Central	G	Water			X	X	2	
MW-4 (180-180695-4)	10/1/24	08:20 Central	G	Water			X	X	2	
DUP-01 (180-180695-5)	9/30/24	13:00 Central	G	Water			X	X	2	
DUP-03 (180-180695-6)	10/1/24	07:20 Central	G	Water			X	X	2	
EB-01 (180-180695-7)	10/1/24	07:24 Central	G	Water			X	X	2	
FB-01 (180-180695-8)	10/1/24	07:44 Central	G	Water			X	X	2	
MW-5 (180-180695-9)	10/1/24	09:07 Central	G	Water			X	X	2	

Note: Since laboratory accreditations are subject to change, Eurofins Pittsburgh places the ownership of method, analyte & accreditation compliance upon our subcontract laboratories. This sample shipment is forwarded under chain-of-custody. If the laboratory does not currently maintain accreditation in the State of Origin listed above for analysis/tests/matrix being analyzed, the samples must be shipped back to the Eurofins Pittsburgh laboratory or other instructions will be provided. Any changes to accreditation status should be brought to Eurofins Pittsburgh attention immediately. If all requested accreditations are current to date, return the signed Chain of Custody attesting to said compliance to Eurofins Pittsburgh.

Possible Hazard Identification	*Sample Disposal (A fee may be assessed if samples are retained longer than 1 month)*
Unconfirmed	☐ *Return To Client* ☐ *Disposal By Lab* ☐ *Archive For* _____ *Months*
Deliverable Requested: I, II, III, IV, Other (specify) Primary Deliverable Rank: 2	Special Instructions/QC Requirements:

Empty Kit Relinquished by:	Date:	Time:	Method of Shipment:

Relinquished by:	Date/Time:	Company	Received by:	Date/Time:	Company
	10-8-24 1700			10/09/24 0953	
Relinquished by:	Date/Time:	Company	Received by:	Date/Time:	Company
Relinquished by:	Date/Time:	Company	Received by:	Date/Time:	Company

Custody Seals Intact: Δ Yes Δ No	Custody Seal No.:	Cooler Temperature(s) °C and Other Remarks: 12.5 / 12.5

Eurofins Pittsburgh
301 Alpha Drive RIDC Park
Pittsburgh, PA 15238
Phone: 412-963-7058 Fax: 412-963-2468

Chain of Custody Record

eurofins | Environment Testing

Client Information (Sub Contract Lab)	Sampler:	Lab PM: Brown, Shali	Carrier Tracking No(s):	COC No: 180-525433.2
Client Contact: Shipping/Receiving	Phone:	E-Mail: Shali.Brown@et.eurofinsus.com	State of Origin: Mississippi	Page: Page 2 of 2
Company: Eurofins Environment Testing Southeast L		Accreditations Required (See note):		Job #: 180-180695-1
Address: 5102 LaRoche Avenue,	Due Date Requested: 10/15/2024			Preservation Codes: -
City: Savannah	TAT Requested (days):			
State, Zip: GA, 31404				
Phone: 912-354-7858(Tel) 912-352-0165(Fax)	PO #:			
Email:	WO #:			
Project Name: Plant Daniel GSA CCR	Project #: 18020047			
Site:	SSOW#:			Other:

Analysis Requested

Sample Identification - Client ID (Lab ID)	Sample Date	Sample Time	Sample Type (C=Comp, G=grab)	Matrix (W=water, S=solid, O=waste/oil, BT=Tissue, A=Air)	Field Filtered Sample (Yes or No)	Perform MS/MSD (Yes or No)	6020B/3005A Custom 14 (AppIII + AppIV)	7470A/7470A_Prep Mercury (CVAA)	Total Number of containers	Special Instructions/Note:
			Preservation Code:							
MW-6 (180-180695-10)	9/30/24	15:45 Central	G	Water			X	X	2	
MW-7 (180-180695-11)	9/30/24	12:48 Central	G	Water			X	X	2	
MW-8 (180-180695-12)	9/30/24	12:37 Central	G	Water			X	X	2	
MW-9 (180-180695-13)	9/30/24	15:27 Central	G	Water			X	X	2	
MW-10 (180-180695-14)	10/1/24	11:08 Central	G	Water			X	X	2	

Note: Since laboratory accreditations are subject to change, Eurofins Pittsburgh places the ownership of method, analyte & accreditation compliance upon our subcontract laboratories. This sample shipment is forwarded under chain-of-custody. If the laboratory does not currently maintain accreditation in the State of Origin listed above for analysis/tests/matrix being analyzed, the samples must be shipped back to the Eurofins Pittsburgh laboratory or other instructions will be provided. Any changes to accreditation status should be brought to Eurofins Pittsburgh attention immediately. If all requested accreditations are current to date, return the signed Chain of Custody attesting to said compliance to Eurofins Pittsburgh.

Possible Hazard Identification	*Sample Disposal (A fee may be assessed if samples are retained longer than 1 month)*
Unconfirmed	☐ *Return To Client* ☐ *Disposal By Lab* ☐ *Archive For* _____ *Months*
Deliverable Requested: I, II, III, IV, Other (specify) Primary Deliverable Rank: 2	Special Instructions/QC Requirements:

Empty Kit Relinquished by:	Date:	Time:	Method of Shipment:

Relinquished by:	Date/Time:	Company	Received by:	Date/Time:	Company
	10-8-24 1200	EP Pittsburgh		10/09/24 0953	
Relinquished by:	Date/Time:	Company	Received by:	Date/Time:	Company
Relinquished by:	Date/Time:	Company	Received by:	Date/Time:	Company

Custody Seals Intact: Δ Yes Δ No	Custody Seal No.:	Cooler Temperature(s) °C and Other Remarks: 12.5/12.5

Login Sample Receipt Checklist

Client: Southern Company

Job Number: 180-180695-1

Login Number: 180695
List Number: 1
Creator: Abernathy, Eric L

List Source: Eurofins Pittsburgh

Question	Answer	Comment
Radioactivity wasn't checked or is </= background as measured by a survey meter.	N/A	
The cooler's custody seal, if present, is intact.	True	
Sample custody seals, if present, are intact.	True	
The cooler or samples do not appear to have been compromised or tampered with.	True	
Samples were received on ice.	True	
Cooler Temperature is acceptable.	True	
Cooler Temperature is recorded.	True	
COC is present.	True	
COC is filled out in ink and legible.	True	
COC is filled out with all pertinent information.	True	
Is the Field Sampler's name present on COC?	True	
There are no discrepancies between the containers received and the COC.	True	
Samples are received within Holding Time (excluding tests with immediate HTs)	True	
Sample containers have legible labels.	True	
Containers are not broken or leaking.	True	
Sample collection date/times are provided.	True	
Appropriate sample containers are used.	True	
Sample bottles are completely filled.	True	
Sample Preservation Verified.	True	
There is sufficient vol. for all requested analyses, incl. any requested MS/MSDs	True	
Containers requiring zero headspace have no headspace or bubble is <6mm (1/4").	True	
Multiphasic samples are not present.	True	
Samples do not require splitting or compositing.	True	
Residual Chlorine Checked.	N/A	

Login Sample Receipt Checklist

Client: Southern Company

Job Number: 180-180695-1

Login Number: 180695
List Number: 3
Creator: Lincoln, Alyssa

List Source: Eurofins Savannah
List Creation: 10/09/24 02:20 PM

Question	Answer	Comment
Radioactivity wasn't checked or is </= background as measured by a survey meter.	N/A	
The cooler's custody seal, if present, is intact.	True	
Sample custody seals, if present, are intact.	True	
The cooler or samples do not appear to have been compromised or tampered with.	True	
Samples were received on ice.	True	
Cooler Temperature is acceptable.	True	
Cooler Temperature is recorded.	True	
COC is present.	True	
COC is filled out in ink and legible.	True	
COC is filled out with all pertinent information.	True	
Is the Field Sampler's name present on COC?	True	
There are no discrepancies between the containers received and the COC.	True	
Samples are received within Holding Time (excluding tests with immediate HTs)	True	
Sample containers have legible labels.	True	
Containers are not broken or leaking.	True	
Sample collection date/times are provided.	True	
Appropriate sample containers are used.	True	
Sample bottles are completely filled.	True	
Sample Preservation Verified.	N/A	
There is sufficient vol. for all requested analyses, incl. any requested MS/MSDs	True	
Containers requiring zero headspace have no headspace or bubble is <6mm (1/4").	N/A	
Multiphasic samples are not present.	True	
Samples do not require splitting or compositing.	True	
Residual Chlorine Checked.	N/A	

eurofins | Environment Testing

ANALYTICAL REPORT

PREPARED FOR

Attn: Robert (Trey) Singleton
Southern Company
3535 Colonnade Parkway
Bin S 530 EC
Birmingham, Alabama 35243

Generated 11/8/2024 2:58:25 PM

JOB DESCRIPTION

Plant Daniel GSA CCR

JOB NUMBER

180-180695-2

Eurofins Pittsburgh
301 Alpha Drive
RIDC Park
Pittsburgh PA 15238

See page two for job notes and contact information.

myEOL

Job Notes

This report may not be reproduced except in full, and with written approval from the laboratory. The results relate only to the samples tested. For questions please contact the Project Manager at the e-mail address or telephone number listed on this page.

PA Lab ID: 02-00416

The test results in this report relate only to the samples as received by the laboratory and will meet all requirements of the methodology, with any exceptions noted. This report shall not be reproduced except in full, without the express written approval of the laboratory. All questions should be directed to the Eurofins Pittsburgh Project Manager.

Authorization



Generated
11/8/2024 2:58:25 PM

Authorized for release by
Shali Brown, Project Manager II
Shali.Brown@et.eurofinsus.com
(615)301-5031

Table of Contents

Cover Page 1
Table of Contents 3
Case Narrative 4
Definitions/Glossary 5
Certification Summary 6
Sample Summary 7
Method Summary 8
Lab Chronicle 9
Client Sample Results 14
QC Sample Results 23
QC Association Summary 26
Chain of Custody 27
Receipt Checklists 36

Job Narrative
180-180695-2

Analytical test results meet all requirements of the associated regulatory program listed on the Accreditation/Certification Summary Page unless otherwise noted under the individual analysis. Data qualifiers and/or narrative comments are included to explain any exceptions, if applicable.

- Matrix QC may not be reported if insufficient sample is provided or site-specific QC samples were not submitted. In these situations, to demonstrate precision and accuracy at a batch level, a LCS/LCSD may be performed, unless otherwise specified in the method.
- Surrogate and/or isotope dilution analyte recoveries (if applicable) which are outside of the QC window are confirmed unless attributed to a dilution or otherwise noted in the narrative.

Regulated compliance samples (e.g. SDWA, NPDES) must comply with the associated agency requirements/permits.

Receipt
The samples were received on 10/2/2024 9:30 AM. Unless otherwise noted below, the samples arrived in good condition, and, where required, properly preserved and on ice. The temperatures of the 5 coolers at receipt time were 0.3°C, 0.9°C, 2.0°C, 2.0°C and 3.9°C.

Gas Flow Proportional Counter
Method 9320_Ra228: Radium-228 prep batch 160-685414
Insufficient sample volume was available to perform a sample duplicate for the following samples: MW-1 (180-180695-1) and MW-2 (180-180695-2). A laboratory control sample/ laboratory control sample duplicate (LCS/LCSD) were prepared instead to demonstrate batch precision.

Method 9320_Ra228: Radium 228 batch 685414
The LCS recovered at (133%). The limits in our LIMS system at 75-125 reflect the requirements of a regulatory agency that represents a large amount of our work. However the samples associated with this LCS are not from this agency and are therefore held to our in-house statistical limits of (69-145%) per method requirements. The LCS passes, no further action is required (LCS 160-685414/2-A)

No additional analytical or quality issues were noted, other than those described above or in the Definitions/ Glossary page.

Rad
No additional analytical or quality issues were noted, other than those described above or in the Definitions/ Glossary page.

Definitions/Glossary

Client: Southern Company
Project/Site: Plant Daniel GSA CCR

Job ID: 180-180695-2

Qualifiers

Rad

Qualifier	Qualifier Description
U	Result is less than the sample detection limit.

Glossary

Abbreviation	These commonly used abbreviations may or may not be present in this report.
☼	Listed under the "D" column to designate that the result is reported on a dry weight basis
%R	Percent Recovery
CFL	Contains Free Liquid
CFU	Colony Forming Unit
CNF	Contains No Free Liquid
DER	Duplicate Error Ratio (normalized absolute difference)
Dil Fac	Dilution Factor
DL	Detection Limit (DoD/DOE)
DL, RA, RE, IN	Indicates a Dilution, Re-analysis, Re-extraction, or additional Initial metals/anion analysis of the sample
DLC	Decision Level Concentration (Radiochemistry)
EDL	Estimated Detection Limit (Dioxin)
LOD	Limit of Detection (DoD/DOE)
LOQ	Limit of Quantitation (DoD/DOE)
MCL	EPA recommended "Maximum Contaminant Level"
MDA	Minimum Detectable Activity (Radiochemistry)
MDC	Minimum Detectable Concentration (Radiochemistry)
MDL	Method Detection Limit
ML	Minimum Level (Dioxin)
MPN	Most Probable Number
MQL	Method Quantitation Limit
NC	Not Calculated
ND	Not Detected at the reporting limit (or MDL or EDL if shown)
NEG	Negative / Absent
POS	Positive / Present
PQL	Practical Quantitation Limit
PRES	Presumptive
QC	Quality Control
RER	Relative Error Ratio (Radiochemistry)
RL	Reporting Limit or Requested Limit (Radiochemistry)
RPD	Relative Percent Difference, a measure of the relative difference between two points
TEF	Toxicity Equivalent Factor (Dioxin)
TEQ	Toxicity Equivalent Quotient (Dioxin)
TNTC	Too Numerous To Count

Accreditation/Certification Summary

Client: Southern Company
Project/Site: Plant Daniel GSA CCR

Job ID: 180-180695-2

Laboratory: Eurofins St. Louis

All accreditations/certifications held by this laboratory are listed. Not all accreditations/certifications are applicable to this report.

Authority	Program	Identification Number	Expiration Date
Alaska (UST)	State	20-001	05-06-25
ANAB	Dept. of Defense ELAP	L2305	04-06-25
ANAB	Dept. of Energy	L2305.01	04-08-25
ANAB	ISO/IEC 17025	L2305	04-06-25
Arizona	State	AZ0813	12-08-24
California	Los Angeles County Sanitation Districts	10259	06-30-22 *
California	State	2886	06-30-25
Connecticut	State	PH-0241	03-31-25
Florida	NELAP	E87689	06-30-25
HI - RadChem Recognition	State	n/a	06-30-25
Illinois	NELAP	200023	11-30-25
Iowa	State	373	12-01-24
Kentucky (DW)	State	KY90125	12-31-24
Kentucky (WW)	State	KY90125 (Permit KY0004049)	12-31-24
Louisiana	NELAP	04080	06-30-22 *
Louisiana (All)	NELAP	04080	06-30-25
Louisiana (DW)	State	LA011	12-31-24
Maryland	State	310	09-30-25
Massachusetts	State	M-MO054	06-30-25
Missouri	State	780	06-30-25
Nevada	State	MO00054	07-31-25
New Jersey	NELAP	MO002	06-30-25
New Mexico	State	MO00054	06-30-25
New York	NELAP	11616	03-31-25
North Carolina (DW)	State	29700	07-31-25
North Dakota	State	R-207	12-31-24
Oregon	NELAP	4157	09-01-25
Pennsylvania	NELAP	68-00540	02-28-25
South Carolina	State	85002001	06-30-25
Texas	NELAP	T104704193	07-31-25
US Fish & Wildlife	US Federal Programs	058448	07-31-25
USDA	US Federal Programs	P330-17-00028	05-18-26
Utah	NELAP	MO00054	07-31-25
Virginia	NELAP	460230	06-14-25
Washington	State	C592	08-30-25
West Virginia DEP	State	381	10-31-25

* Accreditation/Certification renewal pending - accreditation/certification considered valid.

Sample Summary

Client: Southern Company
Project/Site: Plant Daniel GSA CCR

Job ID: 180-180695-2

Lab Sample ID	Client Sample ID	Matrix	Collected	Received
180-180695-1	MW-1	Water	10/01/24 10:06	10/02/24 09:30
180-180695-2	MW-2	Water	10/01/24 12:12	10/02/24 09:30
180-180695-3	MW-3	Water	09/30/24 14:00	10/02/24 09:30
180-180695-4	MW-4	Water	10/01/24 08:20	10/02/24 09:30
180-180695-5	DUP-01	Water	09/30/24 13:00	10/02/24 09:30
180-180695-6	DUP-03	Water	10/01/24 07:20	10/02/24 09:30
180-180695-7	EB-01	Water	10/01/24 07:24	10/02/24 09:30
180-180695-8	FB-01	Water	10/01/24 07:44	10/02/24 09:30
180-180695-9	MW-5	Water	10/01/24 09:07	10/02/24 09:30
180-180695-10	MW-6	Water	09/30/24 15:45	10/02/24 09:30
180-180695-11	MW-7	Water	09/30/24 12:48	10/02/24 09:30
180-180695-12	MW-8	Water	09/30/24 12:37	10/02/24 09:30
180-180695-13	MW-9	Water	09/30/24 15:27	10/02/24 09:30
180-180695-14	MW-10	Water	10/01/24 11:08	10/02/24 09:30

Method Summary

Client: Southern Company
Project/Site: Plant Daniel GSA CCR

Job ID: 180-180695-2

Method	Method Description	Protocol	Laboratory
9315	Radium-226 (GFPC)	SW846	EET SL
9320	Radium-228 (GFPC)	SW846	EET SL
Ra226_Ra228	Combined Radium-226 and Radium-228	TAL-STL	EET SL
PrecSep_0	Preparation, Precipitate Separation	None	EET SL
PrecSep-21	Preparation, Precipitate Separation (21-Day In-Growth)	None	EET SL

Protocol References:

None = None

SW846 = "Test Methods For Evaluating Solid Waste, Physical/Chemical Methods", Third Edition, November 1986 And Its Updates.

TAL-STL = TestAmerica Laboratories, St. Louis, Facility Standard Operating Procedure.

Laboratory References:

EET SL = Eurofins St. Louis, 13715 Rider Trail North, Earth City, MO 63045, TEL (314)298-8566

Lab Chronicle

Client: Southern Company
Project/Site: Plant Daniel GSA CCR

Job ID: 180-180695-2

Client Sample ID: MW-1
Date Collected: 10/01/24 10:06
Date Received: 10/02/24 09:30

Lab Sample ID: 180-180695-1
Matrix: Water

Prep Type	Batch Type	Batch Method	Run	Dil Factor	Initial Amount	Final Amount	Batch Number	Prepared or Analyzed	Analyst	Lab
Total/NA	Prep	PrecSep-21			1002.93 mL	1.0 g	682843	10/09/24 08:05	BCE	EET SL
Total/NA	Analysis	9315		1			686141	10/31/24 08:00	SWS	EET SL
	Instrument ID: GFPCBLUE									
Total/NA	Prep	PrecSep_0			1004.29 mL	1.0 g	685414	10/28/24 09:10	BCE	EET SL
Total/NA	Analysis	9320		1			687156	11/06/24 12:30	SWS	EET SL
	Instrument ID: GFPCBLUE									
Total/NA	Analysis	Ra226_Ra228		1			687361	11/07/24 11:52	CAH	EET SL
	Instrument ID: NOEQUIP									

Client Sample ID: MW-2
Date Collected: 10/01/24 12:12
Date Received: 10/02/24 09:30

Lab Sample ID: 180-180695-2
Matrix: Water

Prep Type	Batch Type	Batch Method	Run	Dil Factor	Initial Amount	Final Amount	Batch Number	Prepared or Analyzed	Analyst	Lab
Total/NA	Prep	PrecSep-21			1010.04 mL	1.0 g	682843	10/09/24 08:05	BCE	EET SL
Total/NA	Analysis	9315		1			686141	10/31/24 08:00	SWS	EET SL
	Instrument ID: GFPCBLUE									
Total/NA	Prep	PrecSep_0			992.58 mL	1.0 g	685414	10/28/24 09:10	BCE	EET SL
Total/NA	Analysis	9320		1			687156	11/06/24 12:30	SWS	EET SL
	Instrument ID: GFPCBLUE									
Total/NA	Analysis	Ra226_Ra228		1			687361	11/07/24 11:52	CAH	EET SL
	Instrument ID: NOEQUIP									

Client Sample ID: MW-3
Date Collected: 09/30/24 14:00
Date Received: 10/02/24 09:30

Lab Sample ID: 180-180695-3
Matrix: Water

Prep Type	Batch Type	Batch Method	Run	Dil Factor	Initial Amount	Final Amount	Batch Number	Prepared or Analyzed	Analyst	Lab
Total/NA	Prep	PrecSep-21			1000.72 mL	1.0 g	682847	10/09/24 08:27	BCE	EET SL
Total/NA	Analysis	9315		1			686236	11/01/24 07:38	SWS	EET SL
	Instrument ID: GFPCRED									
Total/NA	Prep	PrecSep_0			1000.72 mL	1.0 g	682848	10/09/24 08:31	BCE	EET SL
Total/NA	Analysis	9320		1			685116	10/25/24 11:58	FLC	EET SL
	Instrument ID: GFPCBLUE									
Total/NA	Analysis	Ra226_Ra228		1			687371	11/08/24 12:14	EMH	EET SL
	Instrument ID: NOEQUIP									

Client Sample ID: MW-4
Date Collected: 10/01/24 08:20
Date Received: 10/02/24 09:30

Lab Sample ID: 180-180695-4
Matrix: Water

Prep Type	Batch Type	Batch Method	Run	Dil Factor	Initial Amount	Final Amount	Batch Number	Prepared or Analyzed	Analyst	Lab
Total/NA	Prep	PrecSep-21			1001.53 mL	1.0 g	682847	10/09/24 08:27	BCE	EET SL
Total/NA	Analysis	9315		1			686236	11/01/24 07:38	SWS	EET SL
	Instrument ID: GFPCRED									

Lab Chronicle

Client: Southern Company
Project/Site: Plant Daniel GSA CCR

Job ID: 180-180695-2

Client Sample ID: MW-4
Date Collected: 10/01/24 08:20
Date Received: 10/02/24 09:30

Lab Sample ID: 180-180695-4
Matrix: Water

Prep Type	Batch Type	Batch Method	Run	Dil Factor	Initial Amount	Final Amount	Batch Number	Prepared or Analyzed	Analyst	Lab
Total/NA	Prep	PrecSep_0			1001.53 mL	1.0 g	682848	10/09/24 08:31	BCE	EET SL
Total/NA	Analysis	9320		1			685116	10/25/24 11:58	FLC	EET SL
	Instrument ID: GFPCBLUE									
Total/NA	Analysis	Ra226_Ra228		1			687371	11/08/24 12:14	EMH	EET SL
	Instrument ID: NOEQUIP									

Client Sample ID: DUP-01
Date Collected: 09/30/24 13:00
Date Received: 10/02/24 09:30

Lab Sample ID: 180-180695-5
Matrix: Water

Prep Type	Batch Type	Batch Method	Run	Dil Factor	Initial Amount	Final Amount	Batch Number	Prepared or Analyzed	Analyst	Lab
Total/NA	Prep	PrecSep-21			1007.05 mL	1.0 g	682847	10/09/24 08:27	BCE	EET SL
Total/NA	Analysis	9315		1			686236	11/01/24 07:39	SWS	EET SL
	Instrument ID: GFPCRED									
Total/NA	Prep	PrecSep_0			1007.05 mL	1.0 g	682848	10/09/24 08:31	BCE	EET SL
Total/NA	Analysis	9320		1			685116	10/25/24 11:58	FLC	EET SL
	Instrument ID: GFPCBLUE									
Total/NA	Analysis	Ra226_Ra228		1			687371	11/08/24 12:14	EMH	EET SL
	Instrument ID: NOEQUIP									

Client Sample ID: DUP-03
Date Collected: 10/01/24 07:20
Date Received: 10/02/24 09:30

Lab Sample ID: 180-180695-6
Matrix: Water

Prep Type	Batch Type	Batch Method	Run	Dil Factor	Initial Amount	Final Amount	Batch Number	Prepared or Analyzed	Analyst	Lab
Total/NA	Prep	PrecSep-21			997.23 mL	1.0 g	682847	10/09/24 08:27	BCE	EET SL
Total/NA	Analysis	9315		1			686236	11/01/24 07:39	SWS	EET SL
	Instrument ID: GFPCRED									
Total/NA	Prep	PrecSep_0			997.23 mL	1.0 g	682848	10/09/24 08:31	BCE	EET SL
Total/NA	Analysis	9320		1			685116	10/25/24 11:58	FLC	EET SL
	Instrument ID: GFPCBLUE									
Total/NA	Analysis	Ra226_Ra228		1			687371	11/08/24 12:14	EMH	EET SL
	Instrument ID: NOEQUIP									

Client Sample ID: EB-01
Date Collected: 10/01/24 07:24
Date Received: 10/02/24 09:30

Lab Sample ID: 180-180695-7
Matrix: Water

Prep Type	Batch Type	Batch Method	Run	Dil Factor	Initial Amount	Final Amount	Batch Number	Prepared or Analyzed	Analyst	Lab
Total/NA	Prep	PrecSep-21			1008.50 mL	1.0 g	682847	10/09/24 08:27	BCE	EET SL
Total/NA	Analysis	9315		1			686236	11/01/24 07:39	SWS	EET SL
	Instrument ID: GFPCRED									
Total/NA	Prep	PrecSep_0			1008.50 mL	1.0 g	682848	10/09/24 08:31	BCE	EET SL
Total/NA	Analysis	9320		1			685116	10/25/24 11:59	FLC	EET SL
	Instrument ID: GFPCBLUE									

Lab Chronicle

Client: Southern Company
Project/Site: Plant Daniel GSA CCR

Job ID: 180-180695-2

Client Sample ID: EB-01
Date Collected: 10/01/24 07:24
Date Received: 10/02/24 09:30

Lab Sample ID: 180-180695-7
Matrix: Water

Prep Type	Batch Type	Batch Method	Run	Dil Factor	Initial Amount	Final Amount	Batch Number	Prepared or Analyzed	Analyst	Lab
Total/NA	Analysis	Ra226_Ra228		1			687371	11/08/24 12:14	EMH	EET SL

Client Sample ID: FB-01
Date Collected: 10/01/24 07:44
Date Received: 10/02/24 09:30

Lab Sample ID: 180-180695-8
Matrix: Water

Prep Type	Batch Type	Batch Method	Run	Dil Factor	Initial Amount	Final Amount	Batch Number	Prepared or Analyzed	Analyst	Lab
Total/NA	Prep	PrecSep-21			1001.88 mL	1.0 g	682847	10/09/24 08:27	BCE	EET SL
Total/NA	Analysis	9315		1			686236	11/01/24 07:39	SWS	EET SL
	Instrument ID: GFPCRED									
Total/NA	Prep	PrecSep_0			1001.88 mL	1.0 g	682848	10/09/24 08:31	BCE	EET SL
Total/NA	Analysis	9320		1			685116	10/25/24 11:59	FLC	EET SL
	Instrument ID: GFPCBLUE									
Total/NA	Analysis	Ra226_Ra228		1			687371	11/08/24 12:14	EMH	EET SL
	Instrument ID: NOEQUIP									

Client Sample ID: MW-5
Date Collected: 10/01/24 09:07
Date Received: 10/02/24 09:30

Lab Sample ID: 180-180695-9
Matrix: Water

Prep Type	Batch Type	Batch Method	Run	Dil Factor	Initial Amount	Final Amount	Batch Number	Prepared or Analyzed	Analyst	Lab
Total/NA	Prep	PrecSep-21			1008.28 mL	1.0 g	682847	10/09/24 08:27	BCE	EET SL
Total/NA	Analysis	9315		1			686236	11/01/24 07:40	SWS	EET SL
	Instrument ID: GFPCRED									
Total/NA	Prep	PrecSep_0			1008.28 mL	1.0 g	682848	10/09/24 08:31	BCE	EET SL
Total/NA	Analysis	9320		1			685116	10/25/24 11:59	FLC	EET SL
	Instrument ID: GFPCBLUE									
Total/NA	Analysis	Ra226_Ra228		1			687371	11/08/24 12:14	EMH	EET SL
	Instrument ID: NOEQUIP									

Client Sample ID: MW-6
Date Collected: 09/30/24 15:45
Date Received: 10/02/24 09:30

Lab Sample ID: 180-180695-10
Matrix: Water

Prep Type	Batch Type	Batch Method	Run	Dil Factor	Initial Amount	Final Amount	Batch Number	Prepared or Analyzed	Analyst	Lab
Total/NA	Prep	PrecSep-21			1003.49 mL	1.0 g	682847	10/09/24 08:27	BCE	EET SL
Total/NA	Analysis	9315		1			686236	11/01/24 07:40	SWS	EET SL
	Instrument ID: GFPCRED									
Total/NA	Prep	PrecSep_0			1003.49 mL	1.0 g	682848	10/09/24 08:31	BCE	EET SL
Total/NA	Analysis	9320		1			685116	10/25/24 11:59	FLC	EET SL
	Instrument ID: GFPCBLUE									
Total/NA	Analysis	Ra226_Ra228		1			687371	11/08/24 12:14	EMH	EET SL
	Instrument ID: NOEQUIP									

Lab Chronicle

Client: Southern Company
Project/Site: Plant Daniel GSA CCR

Job ID: 180-180695-2

Client Sample ID: MW-7
Date Collected: 09/30/24 12:48
Date Received: 10/02/24 09:30

Lab Sample ID: 180-180695-11
Matrix: Water

Prep Type	Batch Type	Batch Method	Run	Dil Factor	Initial Amount	Final Amount	Batch Number	Prepared or Analyzed	Analyst	Lab
Total/NA	Prep	PrecSep-21			992.39 mL	1.0 g	682847	10/09/24 08:27	BCE	EET SL
Total/NA	Analysis	9315		1			686236	11/01/24 07:40	SWS	EET SL
	Instrument ID: GFPCRED									
Total/NA	Prep	PrecSep_0			992.39 mL	1.0 g	682848	10/09/24 08:31	BCE	EET SL
Total/NA	Analysis	9320		1			685116	10/25/24 11:59	FLC	EET SL
	Instrument ID: GFPCBLUE									
Total/NA	Analysis	Ra226_Ra228		1			687371	11/08/24 12:14	EMH	EET SL
	Instrument ID: NOEQUIP									

Client Sample ID: MW-8
Date Collected: 09/30/24 12:37
Date Received: 10/02/24 09:30

Lab Sample ID: 180-180695-12
Matrix: Water

Prep Type	Batch Type	Batch Method	Run	Dil Factor	Initial Amount	Final Amount	Batch Number	Prepared or Analyzed	Analyst	Lab
Total/NA	Prep	PrecSep-21			993.47 mL	1.0 g	682847	10/09/24 08:27	BCE	EET SL
Total/NA	Analysis	9315		1			686236	11/01/24 07:41	SWS	EET SL
	Instrument ID: GFPCRED									
Total/NA	Prep	PrecSep_0			993.47 mL	1.0 g	682848	10/09/24 08:31	BCE	EET SL
Total/NA	Analysis	9320		1			685116	10/25/24 11:59	FLC	EET SL
	Instrument ID: GFPCBLUE									
Total/NA	Analysis	Ra226_Ra228		1			687371	11/08/24 12:14	EMH	EET SL
	Instrument ID: NOEQUIP									

Client Sample ID: MW-9
Date Collected: 09/30/24 15:27
Date Received: 10/02/24 09:30

Lab Sample ID: 180-180695-13
Matrix: Water

Prep Type	Batch Type	Batch Method	Run	Dil Factor	Initial Amount	Final Amount	Batch Number	Prepared or Analyzed	Analyst	Lab
Total/NA	Prep	PrecSep-21			1008.53 mL	1.0 g	682847	10/09/24 08:27	BCE	EET SL
Total/NA	Analysis	9315		1			686236	11/01/24 07:41	SWS	EET SL
	Instrument ID: GFPCRED									
Total/NA	Prep	PrecSep_0			1008.53 mL	1.0 g	682848	10/09/24 08:31	BCE	EET SL
Total/NA	Analysis	9320		1			685116	10/25/24 11:58	FLC	EET SL
	Instrument ID: GFPCBLUE									
Total/NA	Analysis	Ra226_Ra228		1			687371	11/08/24 12:14	EMH	EET SL
	Instrument ID: NOEQUIP									

Client Sample ID: MW-10
Date Collected: 10/01/24 11:08
Date Received: 10/02/24 09:30

Lab Sample ID: 180-180695-14
Matrix: Water

Prep Type	Batch Type	Batch Method	Run	Dil Factor	Initial Amount	Final Amount	Batch Number	Prepared or Analyzed	Analyst	Lab
Total/NA	Prep	PrecSep-21			998.84 mL	1.0 g	682847	10/09/24 08:27	BCE	EET SL
Total/NA	Analysis	9315		1			686236	11/01/24 07:41	SWS	EET SL
	Instrument ID: GFPCRED									

Lab Chronicle

Client: Southern Company
Project/Site: Plant Daniel GSA CCR

Job ID: 180-180695-2

Client Sample ID: MW-10
Date Collected: 10/01/24 11:08
Date Received: 10/02/24 09:30

Lab Sample ID: 180-180695-14
Matrix: Water

Prep Type	Batch Type	Batch Method	Run	Dil Factor	Initial Amount	Final Amount	Batch Number	Prepared or Analyzed	Analyst	Lab
Total/NA	Prep	PrecSep_0			998.84 mL	1.0 g	682848	10/09/24 08:31	BCE	EET SL
Total/NA	Analysis	9320		1			685116	10/25/24 11:58	FLC	EET SL
	Instrument ID: GFPCBLUE									
Total/NA	Analysis	Ra226_Ra228		1			687371	11/08/24 12:14	EMH	EET SL
	Instrument ID: NOEQUIP									

Laboratory References:
EET SL = Eurofins St. Louis, 13715 Rider Trail North, Earth City, MO 63045, TEL (314)298-8566

Analyst References:
Lab: EET SL
- Batch Type: Prep
  - BCE = Benjamin Celeslie
- Batch Type: Analysis
  - CAH = Chris Hough
  - EMH = Elizabeth Hoerchler
  - FLC = Fernando Cruz
  - SWS = Seth Stubblefield

Client Sample ID: MW-1

Lab Sample ID: 180-180695-1

Date Collected: 10/01/24 10:06

Matrix: Water

Date Received: 10/02/24 09:30

Method: SW846 9315 - Radium-226 (GFPC)

Analyte	Result	Qualifier	Count Uncert. (2σ+/-)	Total Uncert. (2σ+/-)	RL	MDC	Unit	Prepared	Analyzed	Dil Fac
Radium-226	0.552		0.149	0.157	1.00	0.128	pCi/L	10/09/24 08:05	10/31/24 08:00	1

Carrier	%Yield	Qualifier	Limits	Prepared	Analyzed	Dil Fac
Ba Carrier	88.9		30 - 110	10/09/24 08:05	10/31/24 08:00	1

Method: SW846 9320 - Radium-228 (GFPC)

Analyte	Result	Qualifier	Count Uncert. (2σ+/-)	Total Uncert. (2σ+/-)	RL	MDC	Unit	Prepared	Analyzed	Dil Fac
Radium-228	1.03		0.480	0.489	1.00	0.664	pCi/L	10/28/24 09:10	11/06/24 12:30	1

Carrier	%Yield	Qualifier	Limits	Prepared	Analyzed	Dil Fac
Ba Carrier	82.6		30 - 110	10/28/24 09:10	11/06/24 12:30	1
Y Carrier	85.6		30 - 110	10/28/24 09:10	11/06/24 12:30	1

Method: TAL-STL Ra226_Ra228 - Combined Radium-226 and Radium-228

Analyte	Result	Qualifier	Count Uncert. (2σ+/-)	Total Uncert. (2σ+/-)	RL	MDC	Unit	Prepared	Analyzed	Dil Fac
Combined Radium 226 + 228	1.63		0.482	0.494	5.00	0.610	pCi/L		11/07/24 11:52	1

Client Sample ID: MW-2

Lab Sample ID: 180-180695-2

Date Collected: 10/01/24 12:12

Matrix: Water

Date Received: 10/02/24 09:30

Method: SW846 9315 - Radium-226 (GFPC)

Analyte	Result	Qualifier	Count Uncert. (2σ+/-)	Total Uncert. (2σ+/-)	RL	MDC	Unit	Prepared	Analyzed	Dil Fac
Radium-226	0.558		0.161	0.168	1.00	0.156	pCi/L	10/09/24 08:05	10/31/24 08:00	1

Carrier	%Yield	Qualifier	Limits	Prepared	Analyzed	Dil Fac
Ba Carrier	88.9		30 - 110	10/09/24 08:05	10/31/24 08:00	1

Method: SW846 9320 - Radium-228 (GFPC)

Analyte	Result	Qualifier	Count Uncert. (2σ+/-)	Total Uncert. (2σ+/-)	RL	MDC	Unit	Prepared	Analyzed	Dil Fac
Radium-228	0.773		0.402	0.409	1.00	0.571	pCi/L	10/28/24 09:10	11/06/24 12:30	1

Carrier	%Yield	Qualifier	Limits	Prepared	Analyzed	Dil Fac
Ba Carrier	94.4		30 - 110	10/28/24 09:10	11/06/24 12:30	1
Y Carrier	84.9		30 - 110	10/28/24 09:10	11/06/24 12:30	1

Client Sample ID: MW-2
Date Collected: 10/01/24 12:12
Date Received: 10/02/24 09:30

Lab Sample ID: 180-180695-2
Matrix: Water

Method: TAL-STL Ra226_Ra228 - Combined Radium-226 and Radium-228

Analyte	Result	Qualifier	Count Uncert. (2σ+/-)	Total Uncert. (2σ+/-)	RL	MDC	Unit	Prepared	Analyzed	Dil Fac
Combined Radium 226 + 228	1.93		0.508	0.526	5.00	0.597	pCi/L		11/07/24 11:52	1

Client Sample ID: MW-3
Date Collected: 09/30/24 14:00
Date Received: 10/02/24 09:30

Lab Sample ID: 180-180695-3
Matrix: Water

Method: SW846 9315 - Radium-226 (GFPC)

Analyte	Result	Qualifier	Count Uncert. (2σ+/-)	Total Uncert. (2σ+/-)	RL	MDC	Unit	Prepared	Analyzed	Dil Fac
Radium-226	1.06		0.222	0.242	1.00	0.187	pCi/L	10/09/24 08:27	11/01/24 07:38	1

Carrier	*%Yield*	*Qualifier*	*Limits*	*Prepared*	*Analyzed*	*Dil Fac*
Ba Carrier	*75.0*		*30 - 110*	*10/09/24 08:27*	*11/01/24 07:38*	*1*

Method: SW846 9320 - Radium-228 (GFPC)

Analyte	Result	Qualifier	Count Uncert. (2σ+/-)	Total Uncert. (2σ+/-)	RL	MDC	Unit	Prepared	Analyzed	Dil Fac
Radium-228	3.40		0.792	0.851	1.00	0.772	pCi/L	10/09/24 08:31	10/25/24 11:58	1

Carrier	*%Yield*	*Qualifier*	*Limits*	*Prepared*	*Analyzed*	*Dil Fac*
Ba Carrier	*75.0*		*30 - 110*	*10/09/24 08:31*	*10/25/24 11:58*	*1*
Y Carrier	*65.8*		*30 - 110*	*10/09/24 08:31*	*10/25/24 11:58*	*1*

Method: TAL-STL Ra226_Ra228 - Combined Radium-226 and Radium-228

Analyte	Result	Qualifier	Count Uncert. (2σ+/-)	Total Uncert. (2σ+/-)	RL	MDC	Unit	Prepared	Analyzed	Dil Fac
Combined Radium 226 + 228	4.46		0.823	0.885	5.00	0.772	pCi/L		11/08/24 12:14	1

Client Sample ID: MW-4
Date Collected: 10/01/24 08:20
Date Received: 10/02/24 09:30

Lab Sample ID: 180-180695-4
Matrix: Water

Method: SW846 9315 - Radium-226 (GFPC)

Analyte	Result	Qualifier	Count Uncert. (2σ+/-)	Total Uncert. (2σ+/-)	RL	MDC	Unit	Prepared	Analyzed	Dil Fac
Radium-226	0.403		0.142	0.146	1.00	0.148	pCi/L	10/09/24 08:27	11/01/24 07:38	1

Carrier	*%Yield*	*Qualifier*	*Limits*	*Prepared*	*Analyzed*	*Dil Fac*
Ba Carrier	*77.1*		*30 - 110*	*10/09/24 08:27*	*11/01/24 07:38*	*1*

Client Sample ID: MW-4

Date Collected: 10/01/24 08:20
Date Received: 10/02/24 09:30

Lab Sample ID: 180-180695-4
Matrix: Water

Method: SW846 9320 - Radium-228 (GFPC)

Analyte	Result	Qualifier	Count Uncert. (2σ+/-)	Total Uncert. (2σ+/-)	RL	MDC	Unit	Prepared	Analyzed	Dil Fac
Radium-228	1.14		0.525	0.535	1.00	0.708	pCi/L	10/09/24 08:31	10/25/24 11:58	1

Carrier	*%Yield*	*Qualifier*	*Limits*	*Prepared*	*Analyzed*	*Dil Fac*
Ba Carrier	*77.1*		*30 - 110*	*10/09/24 08:31*	*10/25/24 11:58*	*1*
Y Carrier	*75.1*		*30 - 110*	*10/09/24 08:31*	*10/25/24 11:58*	*1*

Method: TAL-STL Ra226_Ra228 - Combined Radium-226 and Radium-228

Analyte	Result	Qualifier	Count Uncert. (2σ+/-)	Total Uncert. (2σ+/-)	RL	MDC	Unit	Prepared	Analyzed	Dil Fac
Combined Radium 226 + 228	1.54		0.544	0.555	5.00	0.708	pCi/L		11/08/24 12:14	1

Client Sample ID: DUP-01

Date Collected: 09/30/24 13:00
Date Received: 10/02/24 09:30

Lab Sample ID: 180-180695-5
Matrix: Water

Method: SW846 9315 - Radium-226 (GFPC)

Analyte	Result	Qualifier	Count Uncert. (2σ+/-)	Total Uncert. (2σ+/-)	RL	MDC	Unit	Prepared	Analyzed	Dil Fac
Radium-226	1.05		0.188	0.210	1.00	0.0974	pCi/L	10/09/24 08:27	11/01/24 07:39	1

Carrier	*%Yield*	*Qualifier*	*Limits*	*Prepared*	*Analyzed*	*Dil Fac*
Ba Carrier	*89.7*		*30 - 110*	*10/09/24 08:27*	*11/01/24 07:39*	*1*

Method: SW846 9320 - Radium-228 (GFPC)

Analyte	Result	Qualifier	Count Uncert. (2σ+/-)	Total Uncert. (2σ+/-)	RL	MDC	Unit	Prepared	Analyzed	Dil Fac
Radium-228	2.73		0.615	0.664	1.00	0.623	pCi/L	10/09/24 08:31	10/25/24 11:58	1

Carrier	*%Yield*	*Qualifier*	*Limits*	*Prepared*	*Analyzed*	*Dil Fac*
Ba Carrier	*89.7*		*30 - 110*	*10/09/24 08:31*	*10/25/24 11:58*	*1*
Y Carrier	*75.9*		*30 - 110*	*10/09/24 08:31*	*10/25/24 11:58*	*1*

Method: TAL-STL Ra226_Ra228 - Combined Radium-226 and Radium-228

Analyte	Result	Qualifier	Count Uncert. (2σ+/-)	Total Uncert. (2σ+/-)	RL	MDC	Unit	Prepared	Analyzed	Dil Fac
Combined Radium 226 + 228	3.77		0.643	0.696	5.00	0.623	pCi/L		11/08/24 12:14	1

Client Sample ID: DUP-03

Date Collected: 10/01/24 07:20
Date Received: 10/02/24 09:30

Lab Sample ID: 180-180695-6
Matrix: Water

Method: SW846 9315 - Radium-226 (GFPC)

Analyte	Result	Qualifier	Count Uncert. (2σ+/-)	Total Uncert. (2σ+/-)	RL	MDC	Unit	Prepared	Analyzed	Dil Fac
Radium-226	0.551		0.138	0.147	1.00	0.0983	pCi/L	10/09/24 08:27	11/01/24 07:39	1

Carrier	%Yield	Qualifier	Limits	Prepared	Analyzed	Dil Fac
Ba Carrier	92.8		30 - 110	10/09/24 08:27	11/01/24 07:39	1

Method: SW846 9320 - Radium-228 (GFPC)

Analyte	Result	Qualifier	Count Uncert. (2σ+/-)	Total Uncert. (2σ+/-)	RL	MDC	Unit	Prepared	Analyzed	Dil Fac
Radium-228	0.889		0.408	0.416	1.00	0.546	pCi/L	10/09/24 08:31	10/25/24 11:58	1

Carrier	%Yield	Qualifier	Limits	Prepared	Analyzed	Dil Fac
Ba Carrier	92.8		30 - 110	10/09/24 08:31	10/25/24 11:58	1
Y Carrier	78.5		30 - 110	10/09/24 08:31	10/25/24 11:58	1

Method: TAL-STL Ra226_Ra228 - Combined Radium-226 and Radium-228

Analyte	Result	Qualifier	Count Uncert. (2σ+/-)	Total Uncert. (2σ+/-)	RL	MDC	Unit	Prepared	Analyzed	Dil Fac
Combined Radium 226 + 228	1.44		0.431	0.441	5.00	0.546	pCi/L		11/08/24 12:14	1

Client Sample ID: EB-01

Date Collected: 10/01/24 07:24
Date Received: 10/02/24 09:30

Lab Sample ID: 180-180695-7
Matrix: Water

Method: SW846 9315 - Radium-226 (GFPC)

Analyte	Result	Qualifier	Count Uncert. (2σ+/-)	Total Uncert. (2σ+/-)	RL	MDC	Unit	Prepared	Analyzed	Dil Fac
Radium-226	0.181		0.0890	0.0905	1.00	0.105	pCi/L	10/09/24 08:27	11/01/24 07:39	1

Carrier	%Yield	Qualifier	Limits	Prepared	Analyzed	Dil Fac
Ba Carrier	97.4		30 - 110	10/09/24 08:27	11/01/24 07:39	1

Method: SW846 9320 - Radium-228 (GFPC)

Analyte	Result	Qualifier	Count Uncert. (2σ+/-)	Total Uncert. (2σ+/-)	RL	MDC	Unit	Prepared	Analyzed	Dil Fac
Radium-228	0.363	U	0.329	0.331	1.00	0.522	pCi/L	10/09/24 08:31	10/25/24 11:59	1

Carrier	%Yield	Qualifier	Limits	Prepared	Analyzed	Dil Fac
Ba Carrier	97.4		30 - 110	10/09/24 08:31	10/25/24 11:59	1
Y Carrier	80.4		30 - 110	10/09/24 08:31	10/25/24 11:59	1

Client Sample ID: EB-01
Date Collected: 10/01/24 07:24
Date Received: 10/02/24 09:30

Lab Sample ID: 180-180695-7
Matrix: Water

Method: TAL-STL Ra226_Ra228 - Combined Radium-226 and Radium-228

Analyte	Result	Qualifier	Count Uncert. (2σ+/-)	Total Uncert. (2σ+/-)	RL	MDC	Unit	Prepared	Analyzed	Dil Fac
Combined Radium 226 + 228	0.543		0.341	0.343	5.00	0.522	pCi/L		11/08/24 12:14	1

Client Sample ID: FB-01
Date Collected: 10/01/24 07:44
Date Received: 10/02/24 09:30

Lab Sample ID: 180-180695-8
Matrix: Water

Method: SW846 9315 - Radium-226 (GFPC)

Analyte	Result	Qualifier	Count Uncert. (2σ+/-)	Total Uncert. (2σ+/-)	RL	MDC	Unit	Prepared	Analyzed	Dil Fac
Radium-226	0.0723	U	0.0735	0.0738	1.00	0.115	pCi/L	10/09/24 08:27	11/01/24 07:39	1

Carrier	*%Yield*	*Qualifier*	*Limits*	*Prepared*	*Analyzed*	*Dil Fac*
Ba Carrier	*88.4*		*30 - 110*	*10/09/24 08:27*	*11/01/24 07:39*	*1*

Method: SW846 9320 - Radium-228 (GFPC)

Analyte	Result	Qualifier	Count Uncert. (2σ+/-)	Total Uncert. (2σ+/-)	RL	MDC	Unit	Prepared	Analyzed	Dil Fac
Radium-228	0.540	U	0.446	0.449	1.00	0.700	pCi/L	10/09/24 08:31	10/25/24 11:59	1

Carrier	*%Yield*	*Qualifier*	*Limits*	*Prepared*	*Analyzed*	*Dil Fac*
Ba Carrier	*88.4*		*30 - 110*	*10/09/24 08:31*	*10/25/24 11:59*	*1*
Y Carrier	*74.8*		*30 - 110*	*10/09/24 08:31*	*10/25/24 11:59*	*1*

Method: TAL-STL Ra226_Ra228 - Combined Radium-226 and Radium-228

Analyte	Result	Qualifier	Count Uncert. (2σ+/-)	Total Uncert. (2σ+/-)	RL	MDC	Unit	Prepared	Analyzed	Dil Fac
Combined Radium 226 + 228	0.612	U	0.452	0.455	5.00	0.700	pCi/L		11/08/24 12:14	1

Client Sample ID: MW-5
Date Collected: 10/01/24 09:07
Date Received: 10/02/24 09:30

Lab Sample ID: 180-180695-9
Matrix: Water

Method: SW846 9315 - Radium-226 (GFPC)

Analyte	Result	Qualifier	Count Uncert. (2σ+/-)	Total Uncert. (2σ+/-)	RL	MDC	Unit	Prepared	Analyzed	Dil Fac
Radium-226	0.433		0.127	0.133	1.00	0.104	pCi/L	10/09/24 08:27	11/01/24 07:40	1

Carrier	*%Yield*	*Qualifier*	*Limits*	*Prepared*	*Analyzed*	*Dil Fac*
Ba Carrier	*92.0*		*30 - 110*	*10/09/24 08:27*	*11/01/24 07:40*	*1*

Client Sample ID: MW-5

Date Collected: 10/01/24 09:07
Date Received: 10/02/24 09:30

Lab Sample ID: 180-180695-9
Matrix: Water

Method: SW846 9320 - Radium-228 (GFPC)

Analyte	Result	Qualifier	Count Uncert. (2σ+/-)	Total Uncert. (2σ+/-)	RL	MDC	Unit	Prepared	Analyzed	Dil Fac
Radium-228	1.19		0.436	0.449	1.00	0.520	pCi/L	10/09/24 08:31	10/25/24 11:59	1

Carrier	*%Yield*	*Qualifier*	*Limits*	*Prepared*	*Analyzed*	*Dil Fac*
Ba Carrier	*92.0*		*30 - 110*	*10/09/24 08:31*	*10/25/24 11:59*	*1*
Y Carrier	*74.4*		*30 - 110*	*10/09/24 08:31*	*10/25/24 11:59*	*1*

Method: TAL-STL Ra226_Ra228 - Combined Radium-226 and Radium-228

Analyte	Result	Qualifier	Count Uncert. (2σ+/-)	Total Uncert. (2σ+/-)	RL	MDC	Unit	Prepared	Analyzed	Dil Fac
Combined Radium 226 + 228	1.62		0.454	0.468	5.00	0.520	pCi/L		11/08/24 12:14	1

Client Sample ID: MW-6

Date Collected: 09/30/24 15:45
Date Received: 10/02/24 09:30

Lab Sample ID: 180-180695-10
Matrix: Water

Method: SW846 9315 - Radium-226 (GFPC)

Analyte	Result	Qualifier	Count Uncert. (2σ+/-)	Total Uncert. (2σ+/-)	RL	MDC	Unit	Prepared	Analyzed	Dil Fac
Radium-226	0.225		0.101	0.103	1.00	0.113	pCi/L	10/09/24 08:27	11/01/24 07:40	1

Carrier	*%Yield*	*Qualifier*	*Limits*	*Prepared*	*Analyzed*	*Dil Fac*
Ba Carrier	*87.4*		*30 - 110*	*10/09/24 08:27*	*11/01/24 07:40*	*1*

Method: SW846 9320 - Radium-228 (GFPC)

Analyte	Result	Qualifier	Count Uncert. (2σ+/-)	Total Uncert. (2σ+/-)	RL	MDC	Unit	Prepared	Analyzed	Dil Fac
Radium-228	0.598	U	0.434	0.438	1.00	0.660	pCi/L	10/09/24 08:31	10/25/24 11:59	1

Carrier	*%Yield*	*Qualifier*	*Limits*	*Prepared*	*Analyzed*	*Dil Fac*
Ba Carrier	*87.4*		*30 - 110*	*10/09/24 08:31*	*10/25/24 11:59*	*1*
Y Carrier	*72.5*		*30 - 110*	*10/09/24 08:31*	*10/25/24 11:59*	*1*

Method: TAL-STL Ra226_Ra228 - Combined Radium-226 and Radium-228

Analyte	Result	Qualifier	Count Uncert. (2σ+/-)	Total Uncert. (2σ+/-)	RL	MDC	Unit	Prepared	Analyzed	Dil Fac
Combined Radium 226 + 228	0.823		0.446	0.450	5.00	0.660	pCi/L		11/08/24 12:14	1

Client Sample ID: MW-7

Lab Sample ID: 180-180695-11

Date Collected: 09/30/24 12:48

Matrix: Water

Date Received: 10/02/24 09:30

Method: SW846 9315 - Radium-226 (GFPC)

Analyte	Result	Qualifier	Count Uncert. (2σ+/-)	Total Uncert. (2σ+/-)	RL	MDC	Unit	Prepared	Analyzed	Dil Fac
Radium-226	1.61		0.239	0.279	1.00	0.106	pCi/L	10/09/24 08:27	11/01/24 07:40	1

Carrier	%Yield	Qualifier	Limits	Prepared	Analyzed	Dil Fac
Ba Carrier	89.2		30 - 110	10/09/24 08:27	11/01/24 07:40	1

Method: SW846 9320 - Radium-228 (GFPC)

Analyte	Result	Qualifier	Count Uncert. (2σ+/-)	Total Uncert. (2σ+/-)	RL	MDC	Unit	Prepared	Analyzed	Dil Fac
Radium-228	3.61		0.673	0.750	1.00	0.612	pCi/L	10/09/24 08:31	10/25/24 11:59	1

Carrier	%Yield	Qualifier	Limits	Prepared	Analyzed	Dil Fac
Ba Carrier	89.2		30 - 110	10/09/24 08:31	10/25/24 11:59	1
Y Carrier	80.4		30 - 110	10/09/24 08:31	10/25/24 11:59	1

Method: TAL-STL Ra226_Ra228 - Combined Radium-226 and Radium-228

Analyte	Result	Qualifier	Count Uncert. (2σ+/-)	Total Uncert. (2σ+/-)	RL	MDC	Unit	Prepared	Analyzed	Dil Fac
Combined Radium 226 + 228	5.22		0.714	0.800	5.00	0.612	pCi/L		11/08/24 12:14	1

Client Sample ID: MW-8

Lab Sample ID: 180-180695-12

Date Collected: 09/30/24 12:37

Matrix: Water

Date Received: 10/02/24 09:30

Method: SW846 9315 - Radium-226 (GFPC)

Analyte	Result	Qualifier	Count Uncert. (2σ+/-)	Total Uncert. (2σ+/-)	RL	MDC	Unit	Prepared	Analyzed	Dil Fac
Radium-226	0.362		0.114	0.118	1.00	0.0860	pCi/L	10/09/24 08:27	11/01/24 07:41	1

Carrier	%Yield	Qualifier	Limits	Prepared	Analyzed	Dil Fac
Ba Carrier	93.3		30 - 110	10/09/24 08:27	11/01/24 07:41	1

Method: SW846 9320 - Radium-228 (GFPC)

Analyte	Result	Qualifier	Count Uncert. (2σ+/-)	Total Uncert. (2σ+/-)	RL	MDC	Unit	Prepared	Analyzed	Dil Fac
Radium-228	0.994		0.431	0.440	1.00	0.562	pCi/L	10/09/24 08:31	10/25/24 11:59	1

Carrier	%Yield	Qualifier	Limits	Prepared	Analyzed	Dil Fac
Ba Carrier	93.3		30 - 110	10/09/24 08:31	10/25/24 11:59	1
Y Carrier	76.6		30 - 110	10/09/24 08:31	10/25/24 11:59	1

Client Sample ID: MW-8

Lab Sample ID: 180-180695-12
Date Collected: 09/30/24 12:37
Matrix: Water
Date Received: 10/02/24 09:30

Method: TAL-STL Ra226_Ra228 - Combined Radium-226 and Radium-228

Analyte	Result	Qualifier	Count Uncert. (2σ+/-)	Total Uncert. (2σ+/-)	RL	MDC	Unit	Prepared	Analyzed	Dil Fac
Combined Radium 226 + 228	1.36		0.446	0.456	5.00	0.562	pCi/L		11/08/24 12:14	1

Client Sample ID: MW-9

Lab Sample ID: 180-180695-13
Date Collected: 09/30/24 15:27
Matrix: Water
Date Received: 10/02/24 09:30

Method: SW846 9315 - Radium-226 (GFPC)

Analyte	Result	Qualifier	Count Uncert. (2σ+/-)	Total Uncert. (2σ+/-)	RL	MDC	Unit	Prepared	Analyzed	Dil Fac
Radium-226	0.242		0.104	0.107	1.00	0.110	pCi/L	10/09/24 08:27	11/01/24 07:41	1

Carrier	*%Yield*	*Qualifier*	*Limits*	*Prepared*	*Analyzed*	*Dil Fac*
Ba Carrier	*86.9*		*30 - 110*	*10/09/24 08:27*	*11/01/24 07:41*	*1*

Method: SW846 9320 - Radium-228 (GFPC)

Analyte	Result	Qualifier	Count Uncert. (2σ+/-)	Total Uncert. (2σ+/-)	RL	MDC	Unit	Prepared	Analyzed	Dil Fac
Radium-228	1.41		0.570	0.585	1.00	0.769	pCi/L	10/09/24 08:31	10/25/24 11:58	1

Carrier	*%Yield*	*Qualifier*	*Limits*	*Prepared*	*Analyzed*	*Dil Fac*
Ba Carrier	*86.9*		*30 - 110*	*10/09/24 08:31*	*10/25/24 11:58*	*1*
Y Carrier	*74.8*		*30 - 110*	*10/09/24 08:31*	*10/25/24 11:58*	*1*

Method: TAL-STL Ra226_Ra228 - Combined Radium-226 and Radium-228

Analyte	Result	Qualifier	Count Uncert. (2σ+/-)	Total Uncert. (2σ+/-)	RL	MDC	Unit	Prepared	Analyzed	Dil Fac
Combined Radium 226 + 228	1.66		0.579	0.595	5.00	0.769	pCi/L		11/08/24 12:14	1

Client Sample ID: MW-10

Lab Sample ID: 180-180695-14
Date Collected: 10/01/24 11:08
Matrix: Water
Date Received: 10/02/24 09:30

Method: SW846 9315 - Radium-226 (GFPC)

Analyte	Result	Qualifier	Count Uncert. (2σ+/-)	Total Uncert. (2σ+/-)	RL	MDC	Unit	Prepared	Analyzed	Dil Fac
Radium-226	0.286		0.105	0.108	1.00	0.101	pCi/L	10/09/24 08:27	11/01/24 07:41	1

Carrier	*%Yield*	*Qualifier*	*Limits*	*Prepared*	*Analyzed*	*Dil Fac*
Ba Carrier	*100*		*30 - 110*	*10/09/24 08:27*	*11/01/24 07:41*	*1*

Client: Southern Company
Project/Site: Plant Daniel GSA CCR

Job ID: 180-180695-2

Client Sample ID: MW-10

Date Collected: 10/01/24 11:08
Date Received: 10/02/24 09:30

Lab Sample ID: 180-180695-14

Matrix: Water

Method: SW846 9320 - Radium-228 (GFPC)

Analyte	Result	Qualifier	Count Uncert. (2σ+/-)	Total Uncert. (2σ+/-)	RL	MDC	Unit	Prepared	Analyzed	Dil Fac
Radium-228	0.454	U	0.326	0.328	1.00	0.490	pCi/L	10/09/24 08:31	10/25/24 11:58	1

Carrier	*%Yield*	*Qualifier*	*Limits*	*Prepared*	*Analyzed*	*Dil Fac*
Ba Carrier	*100*		*30 - 110*	*10/09/24 08:31*	*10/25/24 11:58*	*1*
Y Carrier	*77.8*		*30 - 110*	*10/09/24 08:31*	*10/25/24 11:58*	*1*

Method: TAL-STL Ra226_Ra228 - Combined Radium-226 and Radium-228

Analyte	Result	Qualifier	Count Uncert. (2σ+/-)	Total Uncert. (2σ+/-)	RL	MDC	Unit	Prepared	Analyzed	Dil Fac
Combined Radium 226 + 228	**0.740**		0.342	0.345	5.00	0.490	pCi/L		11/08/24 12:14	1

Method: 9315 - Radium-226 (GFPC)

Lab Sample ID: MB 160-682843/1-A
Matrix: Water
Analysis Batch: 686039

Client Sample ID: Method Blank
Prep Type: Total/NA
Prep Batch: 682843

Analyte	MB Result	MB Qualifier	Count Uncert. (2σ+/-)	Total Uncert. (2σ+/-)	RL	MDC	Unit	Prepared	Analyzed	Dil Fac
Radium-226	0.01167	U	0.0621	0.0621	1.00	0.123	pCi/L	10/09/24 08:05	10/31/24 07:52	1

Carrier	*MB %Yield*	*MB Qualifier*	*Limits*	*Prepared*	*Analyzed*	*Dil Fac*
Ba Carrier	*79.9*		*30 - 110*	*10/09/24 08:05*	*10/31/24 07:52*	*1*

Lab Sample ID: LCS 160-682843/2-A
Matrix: Water
Analysis Batch: 686039

Client Sample ID: Lab Control Sample
Prep Type: Total/NA
Prep Batch: 682843

Analyte			Spike Added	LCS Result	LCS Qual	Total Uncert. (2σ+/-)	RL	MDC	Unit	%Rec	%Rec Limits		
Radium-226			9.58	9.481		1.03	1.00	0.173	pCi/L	99	75 - 125		

Carrier	*LCS %Yield*	*LCS Qualifier*	*Limits*
Ba Carrier	*82.0*		*30 - 110*

Lab Sample ID: MB 160-682847/1-A
Matrix: Water
Analysis Batch: 686236

Client Sample ID: Method Blank
Prep Type: Total/NA
Prep Batch: 682847

Analyte	MB Result	MB Qualifier	Count Uncert. (2σ+/-)	Total Uncert. (2σ+/-)	RL	MDC	Unit	Prepared	Analyzed	Dil Fac
Radium-226	0.04433	U	0.0645	0.0646	1.00	0.110	pCi/L	10/09/24 08:27	11/01/24 07:38	1

Carrier	*MB %Yield*	*MB Qualifier*	*Limits*	*Prepared*	*Analyzed*	*Dil Fac*
Ba Carrier	*86.6*		*30 - 110*	*10/09/24 08:27*	*11/01/24 07:38*	*1*

Lab Sample ID: LCS 160-682847/2-A
Matrix: Water
Analysis Batch: 686236

Client Sample ID: Lab Control Sample
Prep Type: Total/NA
Prep Batch: 682847

Analyte			Spike Added	LCS Result	LCS Qual	Total Uncert. (2σ+/-)	RL	MDC	Unit	%Rec	%Rec Limits		
Radium-226			9.58	9.401		1.01	1.00	0.0997	pCi/L	98	75 - 125		

Carrier	*LCS %Yield*	*LCS Qualifier*	*Limits*
Ba Carrier	*90.7*		*30 - 110*

Lab Sample ID: 180-180695-6 DU
Matrix: Water
Analysis Batch: 686236

Client Sample ID: DUP-03
Prep Type: Total/NA
Prep Batch: 682847

Analyte	Sample Result	Sample Qual		DU Result	DU Qual	Total Uncert. (2σ+/-)	RL	MDC	Unit			RER	RER Limit
Radium-226	0.551			0.3528		0.118	1.00	0.0892	pCi/L			0.75	1

Method: 9315 - Radium-226 (GFPC) (Continued)

Lab Sample ID: 180-180695-6 DU
Matrix: Water
Analysis Batch: 686236

Client Sample ID: DUP-03
Prep Type: Total/NA
Prep Batch: 682847

Carrier	DU %Yield	DU Qualifier	Limits
Ba Carrier	86.9		30 - 110

Method: 9320 - Radium-228 (GFPC)

Lab Sample ID: MB 160-682848/1-A
Matrix: Water
Analysis Batch: 685116

Client Sample ID: Method Blank
Prep Type: Total/NA
Prep Batch: 682848

Analyte	MB Result	MB Qualifier	Count Uncert. (2σ+/-)	Total Uncert. (2σ+/-)	RL	MDC	Unit	Prepared	Analyzed	Dil Fac
Radium-228	0.9024		0.469	0.476	1.00	0.663	pCi/L	10/09/24 08:31	10/25/24 11:58	1

Carrier	MB %Yield	MB Qualifier	Limits	Prepared	Analyzed	Dil Fac
Ba Carrier	86.6		30 - 110	10/09/24 08:31	10/25/24 11:58	1
Y Carrier	77.0		30 - 110	10/09/24 08:31	10/25/24 11:58	1

Lab Sample ID: LCS 160-682848/2-A
Matrix: Water
Analysis Batch: 685116

Client Sample ID: Lab Control Sample
Prep Type: Total/NA
Prep Batch: 682848

Analyte			Spike Added	LCS Result	LCS Qual	Total Uncert. (2σ+/-)	RL	MDC	Unit	%Rec	%Rec Limits		
Radium-228			8.40	10.00		1.38	1.00	0.586	pCi/L	119	75 - 125		

Carrier	LCS %Yield	LCS Qualifier	Limits
Ba Carrier	90.7		30 - 110
Y Carrier	78.5		30 - 110

Lab Sample ID: 180-180695-6 DU
Matrix: Water
Analysis Batch: 685116

Client Sample ID: DUP-03
Prep Type: Total/NA
Prep Batch: 682848

Analyte	Sample Result	Sample Qual		DU Result	DU Qual	Total Uncert. (2σ+/-)	RL	MDC	Unit			RER	RER Limit
Radium-228	0.889			1.072		0.463	1.00	0.579	pCi/L			0.21	1

Carrier	DU %Yield	DU Qualifier	Limits
Ba Carrier	86.9		30 - 110
Y Carrier	72.9		30 - 110

Lab Sample ID: MB 160-685414/1-A
Matrix: Water
Analysis Batch: 687133

Client Sample ID: Method Blank
Prep Type: Total/NA
Prep Batch: 685414

Analyte	MB Result	MB Qualifier	Count Uncert. (2σ+/-)	Total Uncert. (2σ+/-)	RL	MDC	Unit	Prepared	Analyzed	Dil Fac
Radium-228	0.4201	U	0.357	0.359	1.00	0.558	pCi/L	10/28/24 09:10	11/06/24 12:10	1

Method: 9320 - Radium-228 (GFPC) (Continued)

Lab Sample ID: MB 160-685414/1-A
Matrix: Water
Analysis Batch: 687133

Client Sample ID: Method Blank
Prep Type: Total/NA
Prep Batch: 685414

Carrier	MB %Yield	MB Qualifier	Limits	Prepared	Analyzed	Dil Fac
Ba Carrier	86.1		30 - 110	10/28/24 09:10	11/06/24 12:10	1
Y Carrier	83.4		30 - 110	10/28/24 09:10	11/06/24 12:10	1

Lab Sample ID: LCS 160-685414/2-A
Matrix: Water
Analysis Batch: 687133

Client Sample ID: Lab Control Sample
Prep Type: Total/NA
Prep Batch: 685414

Analyte			Spike Added	LCS Result	LCS Qual	Total Uncert. (2σ+/-)	RL	MDC	Unit	%Rec	%Rec Limits		
Radium-228			8.37	11.14		1.50	1.00	0.645	pCi/L	133	75 - 125		

Carrier	LCS %Yield	LCS Qualifier	Limits
Ba Carrier	85.6		30 - 110
Y Carrier	83.0		30 - 110

Lab Sample ID: LCSD 160-685414/3-A
Matrix: Water
Analysis Batch: 687133

Client Sample ID: Lab Control Sample Dup
Prep Type: Total/NA
Prep Batch: 685414

Analyte			Spike Added	LCSD Result	LCSD Qual	Total Uncert. (2σ+/-)	RL	MDC	Unit	%Rec	%Rec Limits	RER	RER Limit
Radium-228			8.37	9.372		1.25	1.00	0.486	pCi/L	112	75 - 125	0.64	1

Carrier	LCSD %Yield	LCSD Qualifier	Limits
Ba Carrier	94.1		30 - 110
Y Carrier	89.3		30 - 110

Rad

Prep Batch: 682843

Lab Sample ID	Client Sample ID	Prep Type	Matrix	Method	Prep Batch
180-180695-1	MW-1	Total/NA	Water	PrecSep-21	
180-180695-2	MW-2	Total/NA	Water	PrecSep-21	
MB 160-682843/1-A	Method Blank	Total/NA	Water	PrecSep-21	
LCS 160-682843/2-A	Lab Control Sample	Total/NA	Water	PrecSep-21	

Prep Batch: 682847

Lab Sample ID	Client Sample ID	Prep Type	Matrix	Method	Prep Batch
180-180695-3	MW-3	Total/NA	Water	PrecSep-21	
180-180695-4	MW-4	Total/NA	Water	PrecSep-21	
180-180695-5	DUP-01	Total/NA	Water	PrecSep-21	
180-180695-6	DUP-03	Total/NA	Water	PrecSep-21	
180-180695-7	EB-01	Total/NA	Water	PrecSep-21	
180-180695-8	FB-01	Total/NA	Water	PrecSep-21	
180-180695-9	MW-5	Total/NA	Water	PrecSep-21	
180-180695-10	MW-6	Total/NA	Water	PrecSep-21	
180-180695-11	MW-7	Total/NA	Water	PrecSep-21	
180-180695-12	MW-8	Total/NA	Water	PrecSep-21	
180-180695-13	MW-9	Total/NA	Water	PrecSep-21	
180-180695-14	MW-10	Total/NA	Water	PrecSep-21	
MB 160-682847/1-A	Method Blank	Total/NA	Water	PrecSep-21	
LCS 160-682847/2-A	Lab Control Sample	Total/NA	Water	PrecSep-21	
180-180695-6 DU	DUP-03	Total/NA	Water	PrecSep-21	

Prep Batch: 682848

Lab Sample ID	Client Sample ID	Prep Type	Matrix	Method	Prep Batch
180-180695-3	MW-3	Total/NA	Water	PrecSep_0	
180-180695-4	MW-4	Total/NA	Water	PrecSep_0	
180-180695-5	DUP-01	Total/NA	Water	PrecSep_0	
180-180695-6	DUP-03	Total/NA	Water	PrecSep_0	
180-180695-7	EB-01	Total/NA	Water	PrecSep_0	
180-180695-8	FB-01	Total/NA	Water	PrecSep_0	
180-180695-9	MW-5	Total/NA	Water	PrecSep_0	
180-180695-10	MW-6	Total/NA	Water	PrecSep_0	
180-180695-11	MW-7	Total/NA	Water	PrecSep_0	
180-180695-12	MW-8	Total/NA	Water	PrecSep_0	
180-180695-13	MW-9	Total/NA	Water	PrecSep_0	
180-180695-14	MW-10	Total/NA	Water	PrecSep_0	
MB 160-682848/1-A	Method Blank	Total/NA	Water	PrecSep_0	
LCS 160-682848/2-A	Lab Control Sample	Total/NA	Water	PrecSep_0	
180-180695-6 DU	DUP-03	Total/NA	Water	PrecSep_0	

Prep Batch: 685414

Lab Sample ID	Client Sample ID	Prep Type	Matrix	Method	Prep Batch
180-180695-1	MW-1	Total/NA	Water	PrecSep_0	
180-180695-2	MW-2	Total/NA	Water	PrecSep_0	
MB 160-685414/1-A	Method Blank	Total/NA	Water	PrecSep_0	
LCS 160-685414/2-A	Lab Control Sample	Total/NA	Water	PrecSep_0	
LCSD 160-685414/3-A	Lab Control Sample Dup	Total/NA	Water	PrecSep_0	

Eurofins TestAmerica, Pittsburgh
301 Alpha Drive RIDC Park
Pittsburgh, PA 15238
Phone (412) 963-7058 Fax (412) 963-2468

Chain of Custody Record

eurofins | Environment Testing America

Client Information	Sampler: Rick Hogendorfer / Keith Krisman	Lab PM: Brown, Shali	Carrier Tracking No(s)	COC No
Client Contact: SCS Contacts	Phone: 850-336-0192	E-Mail: shali.brown@eurofinset.com		Page: 1 of 2
Company: SCS				Job #:
Address: 3535 Colonnade Pkwy Bin S 530 EC	Due Date Requested:			
City: Birmingham	TAT Requested (days):			
State, Zip: Alabama				
Phone: 205 992 6283	PO #:			
Email: SCS Contacts	WO #:			
Project Name: Daniel GSA CCR	Project #: 18020047			
Site:	SSOW#:			

Analysis Requested

Preservation Codes:

A - HCL, B - NaOH, C - Zn Acetate, D - Nitric Acid, E - NaHSO4, F - MeOH, G - Amchlor, H - Ascorbic Acid, I - Ice, J - DI Water, K - EDTA, L - EDA, M - Hexane, N - None, O - AsNaO2, P - Na2O4S, Q - Na2SO3, R - Na2S2O3, S - H2SO4, T - TSP Dodecahydrate, U - Acetone, V - MCAA, W - pH 4-5, Z - other (specify)

Other:

Sample Identification	Sample Date	Sample Time	Sample Type (C=comp, G=grab)	Matrix (W=water, S=solid, O=waste/oil, BT=Tissue, A=Air)	Field Filtered Sample (Yes or No)	Perform MS/MSD (Yes or No)	6020B Custom 14 (App III and IV)	7470 Mercury	90656 Chloride Fluoride Sulfate	Total Dissolved Solids	Ra 226 Ra 228 and Combined	Total Number of containers	Special Instructions/Note:
			Preservation Code:										
MW-1	10-1-24	1006	G	W	No		X	X	X	X	X	6	
MW-2	10-1-24	1212	G	W	No		X	X	X	X	X	6	
MW-3	9-30-24	1400	G	W	No		X	X	X	X	X	6	
MW-4	10-1-24	0820	G	W	No		X	X	X	X	X	6	
DUP-01	9-30-24	1300	G	W	No		X	X	X	X	X	6	
DUP-03	10-1-24	0720	G	W	No		X	X	X	X	X	6	
EB-01	10-1-24	0724	G	W	No		X	X	X	X	X	6	
FB-01	10-1-24	0744	G	W	No		X	X	X	X	X	6	
MW-5	10-1-24	0907	G	W	No		X	X	X	X	X	6	
MW-6	9-30-24	1545	G	W	No		X	X	X	X	X	6	
MW-7	9-30-24	1248	G	W	No		X	X	X	X	X	6	

180-180695 Chain of Custody

Possible Hazard Identification
☐ Non-Hazard ☐ Flammable ☐ Skin Irritant ☐ Poison B ☐ Unknown ☐ Radiological

Sample Disposal (A fee may be assessed if samples are retained longer than 1 month)
☐ Return To Client ☐ Disposal By Lab ☐ Archive For _____ Months

Deliverable Requested. I, II, III, IV, Other (specify)

Special Instructions/QC Requirements:

Empty Kit Relinquished by:	Date	Time.	Method of Shipment:

Relinquished by:	Date/Time	Company	Received by:	Date/Time	Company
[signature]	10-1-24 1311	RDH ENV.	[signature]	10/02/24 0930	GPHNG

Custody Seals Intact: Δ Yes Δ No	Custody Seal No.:	Cooler Temperature(s) °C and Other Remarks

Ver: 01/16/2019

Eurofins TestAmerica, Pittsburgh
301 Alpha Drive RIDC Park
Pittsburgh, PA 15238
Phone (412) 963-7058 Fax (412) 963-2468

Chain of Custody Record

eurofins | Environment Testing America

Client Information	Sampler: Rick Hagenbarker / Keith Krisman	Lab PM: Brown, Shali	Carrier Tracking No(s):	COC No:
Client Contact: SCS Contacts	Phone: 850-336-0192	E-Mail: shali.brown@eurofinset com		Page: 2 of 2
Company: SCS				Job #:

Address: 3535 Colonnade Pkwy Bin S 530 EC	Due Date Requested:	Analysis Requested	Preservation Codes:
City: Birmingham	TAT Requested (days):		A - HCL, B - NaOH, C - Zn Acetate, D - Nitric Acid, E - NaHSO4, F - MeOH, G - Amchlor, H - Ascorbic Acid, I - Ice, J - DI Water, K - EDTA, L - EDA, M - Hexane, N - None, O - AsNaO2, P - Na2O4S, Q - Na2SO3, R - Na2S2O3, S - H2SO4, T - TSP Dodecahydrate, U - Acetone, V - MCAA, W - pH 4-5, Z - other (specify)
State, Zip: Alabama			
Phone: 205.992 6283	PO #:		Other:
Email: SCS Contacts	WO #:		
Project Name: Daniel GSA CCR	Project #: 18020047		
Site	SSOW#:		

Sample Identification	Sample Date	Sample Time	Sample Type (C=comp, G=grab)	Matrix (W=water, S=solid, O=waste/oil, BT=Tissue, A=Air)	Field Filtered Sample (Yes or No)	Perform MS/MSD (Yes or No)	6020B Custom 14 (App III and IV)	7470 Mercury	90656 Chloride Fluoride Sulfate	Total Dissolved Solids	Ra 226 Ra 228 and Combined	Total Number of containers	Special Instructions/Note:
			Preservation Code:										
MW-8	9-30-24	1237	G	W	No		X	X	X	X	X	6	
MW-9	9-30-24	1527	G	W	No		X	X	X	X	X	6	
MW-10	10-1-24	1108	G	W	No		X	X	X	X	X	6	

Possible Hazard Identification
☐ Non-Hazard ☐ Flammable ☐ Skin Irritant ☐ Poison B ☐ Unknown ☐ Radiological

Sample Disposal (A fee may be assessed if samples are retained longer than 1 month)
☐ Return To Client ☐ Disposal By Lab ☐ Archive For _____ Months

Deliverable Requested: I, II, III, IV, Other (specify)

Special Instructions/QC Requirements.

Empty Kit Relinquished by:	Date	Time.	Method of Shipment:

Relinquished by:	Date/Time: 10-1-24 1311	Company: ROH ENV.	Received by:	Date/Time: 10/02/24 0930	Company: EPI-HAK
Relinquished by:	Date/Time:	Company:	Received by:	Date/Time:	Company:
Relinquished by:	Date/Time:	Company:	Received by:	Date/Time.	Company:

Custody Seals Intact: Δ Yes Δ No	Custody Seal No.:	Cooler Temperature(s) °C and Other Remarks

Ver: 01/16/2019

11/8/2024



180-180695 Waybill

ORIGIN ID PNSA (850) 336-0192
RICK HAGENDORFER
TEST AMERICA PITTSBURGH LAB
SEE CAREERS 5 BEFORE BILL
301 ALPHA DR
PITTSBURGH, PA 15238
UNITED STATES US

SHIP DATE: 01OCT24
ACTWGT: 80.60 LB
CAD: 6994796/SSFE2541
DIMS: 26x14x13 IN
BILL THIRD PARTY

Part # 156297-498 RRDB-EMP 05/25

TO
ATTN:SHALI BROWN
EUROFINS ENVIROMENT TESTING
301 ALPHA DR
RIDC PARK
PITTSBURGH PA 15238
(615) 301-5031
INV:
PO:
REF:
DEPT:

Uncorrected temp
Thermometer ID 25
CF 40.1 Initials PM
PT-WI-SR-001 effective 11/8/18

FedEx Express
E
J243024071301uv

2 of 5
[redacted]01 4761 2059
Metr# 2801 4761 2048
XS AGCA
0201

WED - 02 OCT 10:30A
PRIORITY OVERNIGHT
AHS
15238
PA-US PIT



ORIGIN ID:PNSA (850)
RICK HAGENDORFER
TESTAMERICA PITTSBURGH
SEE CHEERS 5 BEFORE BI
301 ALPHA DR
PITTSBURGH, PA 15238
UNITED STATES US

TO ATTN:SHALI BRO
EUROFINS ENVIROMENT TESTING
301 ALPHA DR
RIDC PARK
PITTSBURGH PA 15238
(615) 301-6031

INV:
PO:
REF:
DEPT:

Uncorrected temp °C
Thermometer ID 25
CF +0.1 Initials PM
PT-WI-SR-001 effective 11/8/18
Uncorrected temp °C

FedEx Express

4 of 5
MPS# 0283 2801 4761 2070
Mstr# 2801 4761 2048
0201
XS AGCA

WED - 02 OCT 10:30A
PRIORITY OVERNIGHT
AHS
15238
PA-US PIT

Part # 156297-498 FRIDGE EXP 05/25


eurofins
Environment Testing
TestAmerica
2586420
ORIGIN ID:PNSA (850) 336-0192
RICK HAGENDORFER
TESTAMERICA PITTSBURGH LAB
SEE CHEERS 5 BEFORE BILL
301 ALPHA DR
PITTSBURGH, PA 15238
UNITED STATES US
SHIP DATE: 01OCT24
ACTWGT: 80.60 LB
CAD: 6994796/SSFE2541
DIMS: 26x14x13 IN
BILL THIRD PARTY
Part # 156297-485-R8BBR EXP 05/25
TO ATTN:SHALI BROWN
EUROFINS-ENVIROMENT TESTING
301 ALPHA DR
RIDC PARK
PITTSBURGH PA 15238
(615) 301-5031
REF:
INV:
PO:
DEPT:
FedEx
Express
WED - 02 OCT 10:30A
PRIORITY OVERNIGHT
1 of 5
TRK# 2801 4761 2048
0201
MASTER
XS AGCA
AHS
15238
PA-US
PIT
Uncorrected temp
Thermometer ID
14
25
CF +0.1
Initials
PM
PT-WI-SR-001 effective 11/8/18
°C

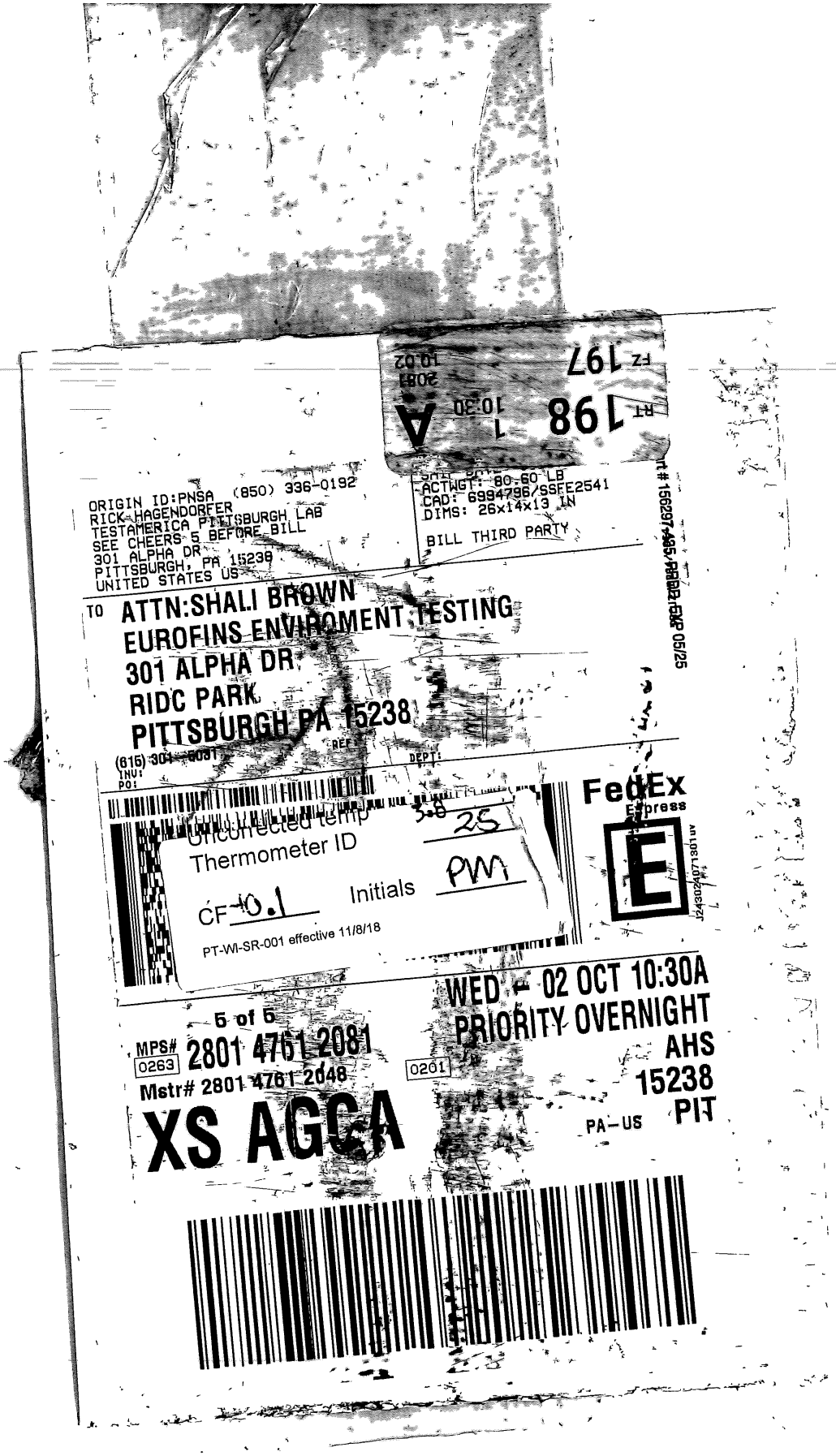
ORIGIN ID:PNSA (850) 336-0192
RICK HAGENDORFER
TESTAMERICA PITTSBURGH LAB
SEE CHEERS 5 BEFORE BILL
301 ALPHA DR
PITTSBURGH, PA 15238
UNITED STATES US
ACTWGT: 80.00 LB
CAD: 6994796/SSFE2541
DIMS: 26x14x13 IN
BILL THIRD PARTY
TO ATTN:SHALI BROWN
EUROFINS ENVIRONMENT TESTING
301 ALPHA DR
RIDC PARK
PITTSBURGH PA 15238
(615) 301-5031
REF:
INV:
PO:
DEPT:
Uncorrected temp
Thermometer ID
25
CF +0.1
Initials
PM
PT-WI-SR-001 effective 11/8/18
FedEx
Express
5 of 5
MPS# 2801 4761 2081
Mstr# 2801 4761 2048
XS AGCA
WED - 02 OCT 10:30A
PRIORITY OVERNIGHT
AHS
15238
PIT
PA-US



ORIGIN ID:PNSA (850) 336-0192
RICK HAGENDORFER
TESTAMERICA PITTSBURGH LAB
SEE CHEERS 5 BEFORE BILL
301 ALPHA DR
PITTSBURGH, PA 15238
UNITED STATES US

SHIP DATE: 01OCT24
ACTWGT: 80.60 LB
CAD: 6994796/SSFE2541
DIMS: 26x14x13 IN
BILL THIRD PARTY

Part # 156297-435 RRRR EXP 05/25

TO ATTN:SHALI BROWN
EUROFINS ENVIROMENT TESTING
301 ALPHA DR
RIDC PARK
PITTSBURGH PA 15238
(615) 301-5031
INV:
PO:
REF:
DEPT:

Uncorrected temp 1.0 C
Thermometer ID 20
CF -0.7 Initials JM
PT-WI-SR-001 effective 11/8/18

FedEx Express

E

J243024071301uv

3 of 5
MPS# 0263 2801 4761 2060
Mstr# 2801 4761 2048
0201

WED - 02 OCT 10:30A
PRIORITY OVERNIGHT
AHS
15238
PA-US PIT

XS AGCA

Eurofins Pittsburgh
301 Alpha Drive RIDC Park
Pittsburgh, PA 15238
Phone: 412-963-7058 Fax: 412-963-2468

Chain of Custody Record

eurofins | Environment Testing

Client Information (Sub Contract Lab)	Sampler:	Lab PM: Brown, Shali	Carrier Tracking No(s):	COC No: 180-525362.1
Client Contact: Shipping/Receiving	Phone:	E-Mail: Shali.Brown@et.eurofinsus.com	State of Origin: Mississippi	Page: Page 1 of 2
Company: TestAmerica Laboratories, Inc.		Accreditations Required (See note):		Job #: 180-180695-1
Address: 13715 Rider Trail North, ,	Due Date Requested: 10/15/2024			Preservation Codes: -
City: Earth City	TAT Requested (days):			
State, Zip: MO, 63045				
Phone: 314-298-8566(Tel) 314-298-8757(Fax)	PO #:			
Email:	WO #:			
Project Name: Plant Daniel GSA CCR	Project #: 18020047			
Site:	SSOW#:			Other:

Sample Identification - Client ID (Lab ID)	Sample Date	Sample Time	Sample Type (C=comp, G=grab)	Matrix (W=water, S=solid, O=waste/oil, BT=Tissue, A=Air)	Field Filtered Sample (Yes or No)	Perform MS/MSD (Yes or No)	9320_Ra228/PrecSep_0 Standard Target List	9315_Ra226/PrecSep_21 Radium 226	Ra226Ra228_GFPC	Total Number of containers	Special Instructions/Note:
			Preservation Code:								
MW-1 (180-180695-1)	10/1/24	10:06 Central	G	Water			X	X	X	2	
MW-2 (180-180695-2)	10/1/24	12:12 Central	G	Water			X	X	X	2	
MW-3 (180-180695-3)	9/30/24	14:00 Central	G	Water			X	X	X	2	
MW-4 (180-180695-4)	10/1/24	08:20 Central	G	Water			X	X	X	2	
DUP-01 (180-180695-5)	9/30/24	13:00 Central	G	Water			X	X	X	2	
DUP-03 (180-180695-6)	10/1/24	07:20 Central	G	Water			X	X	X	2	
EB-01 (180-180695-7)	10/1/24	07:24 Central	G	Water			X	X	X	2	
FB-01 (180-180695-8)	10/1/24	07:44 Central	G	Water			X	X	X	2	
MW-5 (180-180695-9)	10/1/24	09:07 Central	G	Water			X	X	X	2	

Note: Since laboratory accreditations are subject to change, Eurofins Pittsburgh places the ownership of method, analyte & accreditation compliance upon our subcontract laboratories. This sample shipment is forwarded under chain-of-custody. If the laboratory does not currently maintain accreditation in the State of Origin listed above for analysis/tests/matrix being analyzed, the samples must be shipped back to the Eurofins Pittsburgh laboratory or other instructions will be provided. Any changes to accreditation status should be brought to Eurofins Pittsburgh attention immediately. If all requested accreditations are current to date, return the signed Chain of Custody attesting to said compliance to Eurofins Pittsburgh.

Possible Hazard Identification: Unconfirmed	Sample Disposal (A fee may be assessed if samples are retained longer than 1 month): ☐ Return To Client ☐ Disposal By Lab ☐ Archive For _____ Months
Deliverable Requested: I, II, III, IV, Other (specify) Primary Deliverable Rank: 2	Special Instructions/QC Requirements:

Empty Kit Relinquished by:	Date:	Time:	Method of Shipment:			
Relinquished by:	Date/Time: 10-7-24 1700	Company: EPA	Received by:	Date/Time:	Company
Relinquished by:	Date/Time:	Company	Received by: M. Pinette	Date/Time: OCT 08 2024 0845	Company
Relinquished by:	Date/Time:	Company	Received by:	Date/Time:	Company

Custody Seals Intact: ☐ Yes ☐ No	Custody Seal No.:	Cooler Temperature(s) °C and Other Remarks:

Ver: 05/06/2024

Eurofins Pittsburgh
301 Alpha Drive RIDC Park
Pittsburgh, PA 15238
Phone: 412-963-7058 Fax: 412-963-2468

Chain of Custody Record

eurofins | Environment Testing

Client Information (Sub Contract Lab)	Sampler:	Lab PM: Brown, Shali	Carrier Tracking No(s):	COC No: 180-525362.2
Client Contact: Shipping/Receiving	Phone:	E-Mail: Shali.Brown@et.eurofinsus.com	State of Origin: Mississippi	Page: Page 2 of 2
Company: TestAmerica Laboratories, Inc.		Accreditations Required (See note):		Job #: 180-180695-1
Address: 13715 Rider Trail North, ,	Due Date Requested: 10/15/2024			Preservation Codes: -
City: Earth City	TAT Requested (days):			
State, Zip: MO, 63045				
Phone: 314-298-8566(Tel) 314-298-8757(Fax)	PO #:			
Email:	WO #:			
Project Name: Plant Daniel GSA CCR	Project #: 18020047			
Site:	SSOW#:			Other:

Analysis Requested

Sample Identification - Client ID (Lab ID)	Sample Date	Sample Time	Sample Type (C=comp, G=grab)	Matrix (W=water, S=solid, O=waste/oil, BT=Tissue, A=Air)	Field Filtered Sample (Yes or No)	Perform MS/MSD (Yes or No)	9320_Ra228/PrecSep_0 Standard Target List	9315_Ra226/PrecSep_21 Radium 226	Ra226Ra228_GFPC	Total Number of containers	Special Instructions/Note:
			Preservation Code:								
MW-6 (180-180695-10)	9/30/24	15:45 Central	G	Water			X	X	X	2	
MW-7 (180-180695-11)	9/30/24	12:48 Central	G	Water			X	X	X	2	
MW-8 (180-180695-12)	9/30/24	12:37 Central	G	Water			X	X	X	2	
MW-9 (180-180695-13)	9/30/24	15:27 Central	G	Water			X	X	X	2	
MW-10 (180-180695-14)	10/1/24	11:08 Central	G	Water			X	X	X	2	

Note: Since laboratory accreditations are subject to change, Eurofins Pittsburgh places the ownership of method, analyte & accreditation compliance upon our subcontract laboratories. This sample shipment is forwarded under chain-of-custody. If the laboratory does not currently maintain accreditation in the State of Origin listed above for analysis/tests/matrix being analyzed, the samples must be shipped back to the Eurofins Pittsburgh laboratory or other instructions will be provided. Any changes to accreditation status should be brought to Eurofins Pittsburgh attention immediately. If all requested accreditations are current to date, return the signed Chain of Custody attesting to said compliance to Eurofins Pittsburgh.

Possible Hazard Identification
Unconfirmed

Sample Disposal (A fee may be assessed if samples are retained longer than 1 month)
☐ *Return To Client* ☐ *Disposal By Lab* ☐ *Archive For* _____ *Months*

Deliverable Requested: I, II, III, IV, Other (specify) Primary Deliverable Rank: 2

Special Instructions/QC Requirements:

Empty Kit Relinquished by:	Date:	Time:	Method of Shipment:		
Relinquished by: [signature]	Date/Time: 10-7-24 1200	Company: EG, HME	Received by:	Date/Time:	Company
Relinquished by:	Date/Time:	Company	Received by: M. Pinette	Date/Time: OCT 0 8 20240845	Company
Relinquished by:	Date/Time:	Company	Received by:	Date/Time:	Company
Custody Seals Intact: Δ Yes Δ No	Custody Seal No.:		Cooler Temperature(s) °C and Other Remarks:		

Ver: 05/06/2024

Login Sample Receipt Checklist

Client: Southern Company

Job Number: 180-180695-2

Login Number: 180695
List Number: 1
Creator: Abernathy, Eric L

List Source: Eurofins Pittsburgh

Question	Answer	Comment
Radioactivity wasn't checked or is </= background as measured by a survey meter.	N/A	
The cooler's custody seal, if present, is intact.	True	
Sample custody seals, if present, are intact.	True	
The cooler or samples do not appear to have been compromised or tampered with.	True	
Samples were received on ice.	True	
Cooler Temperature is acceptable.	True	
Cooler Temperature is recorded.	True	
COC is present.	True	
COC is filled out in ink and legible.	True	
COC is filled out with all pertinent information.	True	
Is the Field Sampler's name present on COC?	True	
There are no discrepancies between the containers received and the COC.	True	
Samples are received within Holding Time (excluding tests with immediate HTs)	True	
Sample containers have legible labels.	True	
Containers are not broken or leaking.	True	
Sample collection date/times are provided.	True	
Appropriate sample containers are used.	True	
Sample bottles are completely filled.	True	
Sample Preservation Verified.	True	
There is sufficient vol. for all requested analyses, incl. any requested MS/MSDs	True	
Containers requiring zero headspace have no headspace or bubble is <6mm (1/4").	True	
Multiphasic samples are not present.	True	
Samples do not require splitting or compositing.	True	
Residual Chlorine Checked.	N/A	

Login Sample Receipt Checklist

Client: Southern Company

Job Number: 180-180695-2

Login Number: 180695
List Number: 2
Creator: Pinette, Meadow L

List Source: Eurofins St. Louis
List Creation: 10/08/24 01:30 PM

Question	Answer	Comment
Radioactivity wasn't checked or is </= background as measured by a survey meter.	True	
The cooler's custody seal, if present, is intact.	True	
Sample custody seals, if present, are intact.	True	
The cooler or samples do not appear to have been compromised or tampered with.	True	
Samples were received on ice.	N/A	
Cooler Temperature is acceptable.	True	
Cooler Temperature is recorded.	True	
COC is present.	True	
COC is filled out in ink and legible.	True	
COC is filled out with all pertinent information.	True	
Is the Field Sampler's name present on COC?	N/A	
There are no discrepancies between the containers received and the COC.	True	
Samples are received within Holding Time (excluding tests with immediate HTs)	True	
Sample containers have legible labels.	True	
Containers are not broken or leaking.	True	
Sample collection date/times are provided.	True	
Appropriate sample containers are used.	True	
Sample bottles are completely filled.	True	
Sample Preservation Verified.	True	
There is sufficient vol. for all requested analyses, incl. any requested MS/MSDs	True	
Containers requiring zero headspace have no headspace or bubble is <6mm (1/4").	N/A	
Multiphasic samples are not present.	True	
Samples do not require splitting or compositing.	True	
Residual Chlorine Checked.	N/A	

Southern Company

APPENDIX B

Statistical Analyses

GROUNDWATER STATS CONSULTING

May 7, 2024

Southern Company Services
Attn: Mr. Trey Singleton
3535 Colonnade Parkway
Birmingham, AL 35243

Re: Plant Daniel Gypsum Storage Area (GSA)
March 2024 Background Update & Statistical Analysis

Dear Mr. Singleton,

Groundwater Stats Consulting, formerly the statistical consulting division of Sanitas Technologies, is pleased to provide the background update and March 2024 Semi-Annual Groundwater Monitoring Statistical summary of the statistical analysis of groundwater data for Mississippi Power Company's Plant Daniel GSA. The analysis complies with the federal rule for the Disposal of Coal Combustion Residuals from Electric Utilities (CCR Rule, 2015) as well as with the United States Environmental Protection Agency (USEPA) Unified Guidance (2009).

Sampling began at Daniel GSA for the CCR program in 2016. The monitoring well network, as provided by Southern Company Services, consists of the following:

- **Upgradient wells:** MW-1, MW-2, and MW-10
- **Downgradient wells:** MW-3, MW-4, MW-5, MW-6, MW-7, MW-8, and MW-9

Data were sent electronically to Groundwater Stats Consulting, and the statistical analysis was reviewed by Kristina Rayner, Founder and Senior Statistician for Groundwater Stats Consulting.

The CCR program monitors the constituents listed below. The terms "parameters" and "constituents" are used interchangeably.

- **Appendix III** (Detection Monitoring) **–** boron, calcium, chloride, fluoride, pH, sulfate, and TDS
- **Appendix IV** (Assessment Monitoring) **–** antimony, arsenic, barium, beryllium, cadmium, chromium, cobalt, combined radium 226 + 228, fluoride, lead, lithium, mercury, molybdenum, selenium, and thallium

Note that when there are no detections present in downgradient wells for a given constituent, statistical analyses are not required. A list of Appendix IV downgradient well/constituent pairs containing 100% non-detects follow this letter.

For all constituents, a substitution of the most recent reporting limit is used for non-detect data. When constructing intrawell prediction limits, the substitution is performed for individual wells and may differ across wells. This generally gives the most conservative limit in each case.

Time series plots for Appendix III and IV parameters are provided for all wells and are used to evaluate concentrations over time. Additionally, box plots are included for all constituents at upgradient and downgradient wells. Values in background which have been flagged as outliers may be seen in a lighter font and as a disconnected symbol on the graph. A summary of these values follows this letter. The time series plots are used to initially screen for suspected outliers and trends, while the box plots provide visual representation of variation within individual wells and between all wells.

During the previous screening, data at all wells were evaluated for the following: 1) outliers; 2) trends; 3) most appropriate statistical method for Appendix III parameters based on site characteristics of groundwater data upgradient of the facility; and 4) eligibility of downgradient wells when intrawell statistical methods are recommended. Power curves were provided with the screening to demonstrate that the selected statistical methods for Appendix III parameters comply with the USEPA Unified Guidance recommendations as discussed below.

Summary of Statistical Methods

Based on the evaluation for federal regulatory requirements, the following methods were selected for Appendix III constituents:

- Intrawell prediction limits, combined with a 1-of-2 resample plan for boron, calcium, chloride, fluoride, pH, sulfate, and TDS

The distribution of data is tested using the Shapiro-Wilk/Shapiro-Francia test for normality. Parametric prediction limits (or tolerance limits or confidence intervals as applicable) are utilized when the screened historical data follow a normal or transformed-normal distribution. When data cannot be normalized or the majority of data are non-detects, a nonparametric test is utilized. While the false positive rate associated with the parametric prediction limits is based on an annual 10% (5% per semi-annual event) as recommended by the EPA Unified Guidance (2009), the false positive rate associated with the nonparametric prediction limits is dependent upon the available background sample size, number of future comparisons, and verification resample plan. The following approaches are used for handling non-detects (USEPA, 2009):

- No statistical analyses are required on wells and analytes containing 100% non-detects (USEPA Unified Guidance, 2009, Chapter 6).
- When data contain <15% non-detects, simple substitution of one-half the reporting limit is utilized in the statistical analysis. The reporting limit utilized for non-detects is the most recent practical quantification limit (PQL) as reported by the laboratory.
- When data contain between 15-50% non-detects, the Kaplan-Meier non-detect adjustment is applied to the background data for parametric limits. This technique adjusts the mean and standard deviation of the historical concentrations to account for concentrations below the reporting limit.
- Nonparametric prediction limits are used on data containing greater than 50% non-detects.

Note that values shown on data pages reflect raw data and any non-detects that have been substituted with one-half of the reporting limit will be shown as "<" the original reporting limit, such as the non-detect values for chloride in wells MW-6 and MW-10, and TDS in wells MW-3, MW-4, and MW-5.

Natural systems continuously evolve due to physical changes made to the environment. Examples include capping a landfill, paving areas near a well, or lining a drainage channel to prevent erosion. Periodic updating of background statistical limits is necessary to accommodate these types of changes. In the intrawell case, data for all wells and constituents are re-evaluated when a minimum of 4 new data points are available to determine whether earlier concentrations are representative of present-day groundwater quality. In some cases, deselecting the earlier portion of data may be necessary prior to construction of limits so that resulting statistical limits are conservative (i.e., lower) from a regulatory perspective and capable of rapidly detecting changes in groundwater quality. Even though the data are excluded from the calculation, the values will continue to be reported and shown in tables and graphs.

Summary of Background Screening Conducted in September 2017

During the initial background screening conducted in September 2017, all proposed background data were screened for outliers and trends. The statistical method used at this site includes intrawell prediction limits, combined with a 1-of-2 resample plan, for each of the Appendix III parameters. Below is the summary of the findings from the initial screening, which is followed by the summary of the background update performed in this analysis.

Outlier and Trend Testing

Time series plots were used to identify suspected outliers, or extreme values that would result in limits that are not conservative from a regulatory perspective, in proposed background data. Suspected outliers at all wells for Appendix III and Appendix IV parameters are formally tested using Tukey's box plot method and, when identified, flagged in the computer database with "o" and deselected prior to construction of statistical limits.

No true seasonal patterns were observed on the time series plots for any of the detected data; therefore, no deseasonalizing adjustments were made to the data. When seasonal patterns are observed, data may be deseasonalized so that the resulting limits will correctly account for the seasonality as a predictable pattern rather than random variation or a release.

While trends may be visual, a quantification of the trend and its significance is needed. The Sen's Slope/Mann Kendall trend test was used to evaluate all data at each well to identify statistically significant increasing or decreasing trends. In the absence of suspected contamination, significant trending data are typically not included as part of the background data used for construction of prediction limits. This step serves to eliminate the trend and, thus, reduce variation in background. When statistically significant decreasing trends are present, earlier data are evaluated to determine whether earlier concentration levels are significantly different than current reported concentrations and will be deselected as necessary. When the historical records of data are truncated for the reasons above, a summary report will be provided to show the date ranges used in construction of the statistical limits.

The results of the trend analyses showed a few statistically significant decreasing and increasing trends. All trends noted were relatively low in magnitude when compared to average concentrations; therefore, no adjustments were made to any of the data sets.

Appendix III – Determination of Spatial Variation

The Analysis of Variance (ANOVA) was used to statistically evaluate differences in average concentrations among upgradient wells, which assists in identifying the most appropriate statistical approach. Interwell tests, which compare downgradient well data to statistical limits constructed from pooled upgradient well data, are appropriate when average concentrations are similar across upgradient wells. Intrawell tests, which compare compliance data from a single well to screened historical data within the same well, are appropriate when upgradient wells exhibit spatial variation; when statistical limits constructed from upgradient wells would not be conservative from a regulatory perspective; and when downgradient water quality is unimpacted compared to upgradient water quality for the same parameter.

The ANOVA identified variation among upgradient well data at Plant Daniel Gypsum Storage Area for the majority of the Appendix III parameters. This facility is a lined unit with pre-waste data; therefore, due to variation noted among upgradient wells, intrawell prediction limits are recommended for this facility to accommodate the groundwater quality. A summary table of the ANOVA results was included with the screening reports.

Background Update Summary – Appendix III Parameters

March 2024

Outlier Analysis

Prior to updating background data, samples were screened using time series plots and Tukey's outlier analysis for all wells for Appendix III parameters to identify potential outliers through the October 2023 sample event. Tukey's outlier test and visual screening confirmed all previously flagged outliers aside from calcium and sulfate in well MW-3, which were no longer considered spurious due to concentrations of similar magnitude within each respective record. Values identified by Tukey's test but not flagged in the database include chloride in well MW-9, fluoride in well MW-3, and pH in well MW-7, as the measurements were not dramatically different than existing concentrations within their respective wells. Elevated concentrations between 2019 and 2021 for calcium, sulfate, and TDS in well MW-3 were flagged in order to maintain statistical limits that are conservative (i.e., lower) from a regulatory perspective. As mentioned above, flagged data are displayed in a lighter font and as a disconnected symbol on the time series reports, as well as in a lighter font on the accompanying data pages. Additionally, a summary of all flagged values follows this letter.

Mann-Whitney Test of Medians

The Mann-Whitney (Wilcoxon Rank Sum) test was used to compare the medians of historical data through October 2021 to the new compliance samples at each well through October 2023 to evaluate whether the groups are statistically different at the 99% confidence level for each of the Appendix III parameters. Records that were truncated in previous updates due to concentrations that were not representative of present-day groundwater quality conditions used curtailed portions of the respective record for comparison with the Mann-Whitney test through October 2023. When no differences exist, background data sets may be updated to include newer data for construction of prediction limits. This step results in statistical limits that are representative of current groundwater quality conditions. Statistically significant differences (either an increase or decrease in median concentrations) were identified for the following well/constituent pairs:

Increase

- Calcium: MW-3 and MW-7
- Sulfate: MW-10 (upgradient), MW-3, MW-5, and MW-8

Decrease

- Boron: MW-4
- Calcium: MW-4
- Chloride: MW-5 and MW-8

Typically, when the test concludes that the medians of the two groups are significantly different, particularly in the downgradient wells, the background data sets are not updated to include the newer data but will be reconsidered in the future. In studies such as the current one, in which at least one of the segments being compared is of short duration, the comparison is complicated by the fact that normal short-term variation may be mistaken for long-term change in medians.

All records identified by the Mann-Whitney test with statistically significant increases in medians for upgradient and downgradient wells were updated either as a result of measurements flagged as outliers as discussed previously, or due to more recent low-level concentrations being similar to remaining concentrations within a given record. Previously truncated records were also updated with more recent data.

The statistically significant decreases identified in medians were either due to more recent reported trace values compared to previously reported non-detects, or variation in the records with lower compliance medians. Additionally, the compliance medians for

well/constituent pairs containing variation in the record were lower than historical medians but measurements were similar to historical concentrations. Since the statistically significant decreases in medians between historical and compliance data sets signify lower concentrations and, generally, more conservative (i.e., lower) statistical limits, these records were updated with more recent data. For chloride at downgradient well MW-5, elevated concentrations earlier in the record were truncated to construct statistical limits representative of present-day groundwater quality conditions. A list of records using a truncated portion of their data set follows this letter (Date Ranges).

Statistical Analysis of Appendix III Parameters – March 2024

Intrawell Prediction Limits

Intrawell prediction limits, combined with a 1-of-2 resample strategy, were established for the Appendix III parameters at each well using historical data through October 2023, except for cases mentioned above, to evaluate the March 2024 samples. Intrawell prediction limits use screened historical data within a given well to establish limits for parameters at that well.

In the event of an initial exceedance of compliance well data, the 1-of-2 resample plan allows for collection of one additional sample to determine whether the initial exceedance is confirmed. When the resample confirms the initial exceedance, a statistically significant increase (SSI) is identified and further research would be required to identify the cause of the exceedance (i.e., impact from the site, natural variation, or an off-site source). If the resample falls within the statistical limit, the initial exceedance is considered to be a false positive result and, therefore, no further action is necessary. Complete graphical results of the prediction limits may be found following this letter. Initial exceedances were identified for the following well/constituent pairs:

- Chloride: MW-2
- Sulfate: MW-10 (upgradient) and MW-6

Trend Test Evaluation

When prediction limit exceedances are identified in downgradient wells, data are further evaluated using the Sen's Slope/Mann Kendall trend test at the 99% confidence level to determine whether concentrations are statistically increasing, decreasing, or stable. Upgradient wells are included in the trend analyses for all parameters found to exceed their prediction limit in downgradient wells to identify whether similar patterns exist upgradient of the site. The existence of similar trends in both upgradient and

downgradient wells is an indication of variability in groundwater that is unrelated to practices at the site. Statistically significant trends were identified for the following well/constituent pairs:

Increasing:

- Chloride: MW-2 (upgradient)
- Sulfate: MW-1 (upgradient)

Decreasing:

- Chloride: MW-1 (upgradient)
- Sulfate: MW-6

Statistical Methods – Appendix IV Parameters

Appendix IV parameters are evaluated by statistically comparing the mean or median of each downgradient well/constituent pair against corresponding Groundwater Protection Standards (GWPS). The GWPS may be either regulatory (MCL or CCR rule-specified limits) or site-specific limits that are based on upgradient background groundwater quality. Site-specific background limits are determined using upper tolerance limits, and the comparison of downgradient means or medians to GWPS is performed using confidence intervals.

Evaluation of Appendix IV Parameters – March 2024

Prior to evaluating Appendix IV parameters, upgradient data were screened through visual screening for potential outliers and extreme trending patterns that would lead to artificially elevated statistical limits. High outliers are also cautiously flagged in the downgradient wells when the measurements are clearly different from the rest of the data. This is intended to be a regulatory conservative approach in that it will reduce the variance and thus reduce the width of confidence intervals, although it will also reduce the mean and thus lower the entire interval for parametric confidence intervals. The intent is to better represent the true downgradient mean. Flagging high outliers should have no effect on the lower limit of nonparametric confidence intervals. No additional outliers were flagged during this analysis.

Tukey's outlier test on pooled upgradient well data did not identify any outliers. A complete list of flagged outliers follows this report.

Interwell Upper Tolerance Limits

Parametric upper tolerance limits were used to calculate background limits from pooled upgradient well data through March 2024 for Appendix IV parameters with a target of 95% confidence and 95% coverage to determine background limits. The confidence and coverage levels for nonparametric tolerance limits are dependent upon the number of background samples.

Groundwater Protection Standards

These interwell upper tolerance limits were compared to the Maximum Contaminant Levels (MCLs), CCR Rule-Specified levels, and background limits in the GWPS table following this letter to determine the highest limit for use as the GWPS in the Confidence Interval comparisons.

Confidence Intervals

Confidence intervals were then constructed on downgradient wells using all data through March 2024 for each of the Appendix IV parameters. The Sanitas software was used to calculate the confidence intervals, either parametric or nonparametric, depending on the distribution of the data. The lower confidence limit, which is constructed with 99% confidence for parametric confidence intervals, is compared to the GWPS prepared as described above. The confidence level associated with nonparametric confidence intervals is dependent upon the number of samples available. Only when the entire confidence interval is above a GWPS is the well/constituent pair considered to exceed its respective standard. Complete graphical results of the confidence interval follow this letter. No exceedances were identified.

Trend Test Evaluation – Appendix IV

When confidence interval exceedances are identified in downgradient wells, data are further evaluated using the Sen's Slope/Mann Kendall trend test to determine whether concentrations are statistically increasing, decreasing, or stable at the 95% confidence level. Utilizing the 95% confidence level for trend tests readily identifies significant trends and is more sensitive than the 99% confidence level without drastically increasing the false negative rate. Upgradient wells are included in the trend analyses for all parameters found to exceed their confidence intervals in downgradient wells. When similar patterns exist upgradient of the site, it is an indication of variability in groundwater which may be

unrelated to practices at the site. Since no exceedances were identified, no trend tests were required.

Thank you for the opportunity to assist you in the statistical analysis of groundwater quality for Daniel Gypsum Storage Area. If you have any questions or comments, please feel free to contact us.

For Groundwater Stats Consulting,



Easton Rayner
Groundwater Analyst



Kristina L. Rayner
Senior Statistician

Date Ranges

Date: 5/3/2024 11:12 AM

Plant Daniel Data: Plant Daniel Gypsum CCR

Calcium (mg/L)
MW-1 background:11/8/2018-10/26/2023
Chloride (mg/L)
MW-5 background:6/2/2018-10/27/2023
Sulfate (mg/L)
MW-1 background:1/16/2017-10/26/2023

100% Non-Detects

Analysis Run 5/7/2024 1:35 PM View: Appendix IV
Plant Daniel Data: Plant Daniel Gypsum CCR

Antimony (mg/L)
MW-3, MW-5, MW-6, MW-7, MW-8, MW-9

Arsenic (mg/L)
MW-4, MW-6, MW-7, MW-8, MW-9

Beryllium (mg/L)
MW-9

Cadmium (mg/L)
MW-3, MW-4, MW-6, MW-7, MW-8, MW-9

Chromium (mg/L)
MW-5, MW-6, MW-7, MW-8

Lead (mg/L)
MW-6

Mercury (mg/L)
MW-5, MW-7, MW-8, MW-9

Molybdenum (mg/L)
MW-3, MW-4, MW-5, MW-6, MW-7, MW-9

Selenium (mg/L)
MW-6, MW-7, MW-8

Thallium (mg/L)
MW-4, MW-6, MW-7, MW-8, MW-9

Appendix III Mann Whitney - Significant Results

Plant Daniel Data: Plant Daniel Gypsum CCR Printed 5/3/2024, 11:24 AM

Constituent	Well	Calc.	0.01	Sig.	Method
Boron (mg/L)	**MW-4**	**-3.075**	**Yes**	**Yes**	**Mann-W**
Calcium (mg/L)	**MW-3**	**3.445**	**Yes**	**Yes**	**Mann-W**
Calcium (mg/L)	**MW-4**	**-3.109**	**Yes**	**Yes**	**Mann-W**
Calcium (mg/L)	**MW-7**	**2.959**	**Yes**	**Yes**	**Mann-W**
Chloride (mg/L)	**MW-5**	**-2.822**	**Yes**	**Yes**	**Mann-W**
Chloride (mg/L)	**MW-8**	**-2.77**	**Yes**	**Yes**	**Mann-W**
Sulfate (mg/L)	**MW-10 (bg)**	**2.613**	**Yes**	**Yes**	**Mann-W**
Sulfate (mg/L)	**MW-3**	**3.006**	**Yes**	**Yes**	**Mann-W**
Sulfate (mg/L)	**MW-5**	**3.031**	**Yes**	**Yes**	**Mann-W**
Sulfate (mg/L)	**MW-8**	**2.928**	**Yes**	**Yes**	**Mann-W**

Appendix III Mann Whitney - All Results

Plant Daniel Data: Plant Daniel Gypsum CCR Printed 5/3/2024, 11:24 AM

Constituent	Well	Calc.	0.01	Sig.	Method
Boron (mg/L)	MW-1 (bg)	0.6592	No	No	Mann-W
Boron (mg/L)	MW-10 (bg)	-0.8425	No	No	Mann-W
Boron (mg/L)	MW-2 (bg)	-2.189	No	No	Mann-W
Boron (mg/L)	MW-3	-2.024	No	No	Mann-W
Boron (mg/L)	**MW-4**	**-3.075**	**Yes**	**Yes**	**Mann-W**
Boron (mg/L)	MW-5	-2.183	No	No	Mann-W
Boron (mg/L)	MW-6	-2.183	No	No	Mann-W
Boron (mg/L)	MW-7	0.5971	No	No	Mann-W
Boron (mg/L)	MW-8	0.3638	No	No	Mann-W
Boron (mg/L)	MW-9	-1.763	No	No	Mann-W
Calcium (mg/L)	MW-1 (bg)	-2.382	No	No	Mann-W
Calcium (mg/L)	MW-10 (bg)	-1.276	No	No	Mann-W
Calcium (mg/L)	MW-2 (bg)	1.176	No	No	Mann-W
Calcium (mg/L)	**MW-3**	**3.445**	**Yes**	**Yes**	**Mann-W**
Calcium (mg/L)	**MW-4**	**-3.109**	**Yes**	**Yes**	**Mann-W**
Calcium (mg/L)	MW-5	-0.1706	No	No	Mann-W
Calcium (mg/L)	MW-6	-2.102	No	No	Mann-W
Calcium (mg/L)	**MW-7**	**2.959**	**Yes**	**Yes**	**Mann-W**
Calcium (mg/L)	MW-8	-1.907	No	No	Mann-W
Calcium (mg/L)	MW-9	-2.232	No	No	Mann-W
Chloride (mg/L)	MW-1 (bg)	-0.2239	No	No	Mann-W
Chloride (mg/L)	MW-10 (bg)	-0.4033	No	No	Mann-W
Chloride (mg/L)	MW-2 (bg)	1.479	No	No	Mann-W
Chloride (mg/L)	MW-3	0	No	No	Mann-W
Chloride (mg/L)	MW-4	-2.105	No	No	Mann-W
Chloride (mg/L)	**MW-5**	**-2.822**	**Yes**	**Yes**	**Mann-W**
Chloride (mg/L)	MW-6	-0.2241	No	No	Mann-W
Chloride (mg/L)	MW-7	-2.078	No	No	Mann-W
Chloride (mg/L)	**MW-8**	**-2.77**	**Yes**	**Yes**	**Mann-W**
Chloride (mg/L)	MW-9	-2.174	No	No	Mann-W
Fluoride (mg/L)	MW-1 (bg)	0.3284	No	No	Mann-W
Fluoride (mg/L)	MW-10 (bg)	0.3536	No	No	Mann-W
Fluoride (mg/L)	MW-2 (bg)	-1.581	No	No	Mann-W
Fluoride (mg/L)	MW-3	1.495	No	No	Mann-W
Fluoride (mg/L)	MW-4	-2.239	No	No	Mann-W
Fluoride (mg/L)	MW-5	-2.239	No	No	Mann-W
Fluoride (mg/L)	MW-6	-1.834	No	No	Mann-W
Fluoride (mg/L)	MW-7	-2.439	No	No	Mann-W
Fluoride (mg/L)	MW-8	0.5971	No	No	Mann-W
Fluoride (mg/L)	MW-9	-1.365	No	No	Mann-W
pH (SU)	MW-1 (bg)	-1.357	No	No	Mann-W
pH (SU)	MW-10 (bg)	-0.3409	No	No	Mann-W
pH (SU)	MW-2 (bg)	-2.123	No	No	Mann-W
pH (SU)	MW-3	-1.151	No	No	Mann-W
pH (SU)	MW-4	-2.45	No	No	Mann-W
pH (SU)	MW-5	0.4685	No	No	Mann-W
pH (SU)	MW-6	-1.364	No	No	Mann-W
pH (SU)	MW-7	-2.342	No	No	Mann-W
pH (SU)	MW-8	0.8068	No	No	Mann-W
pH (SU)	MW-9	-1.151	No	No	Mann-W
Sulfate (mg/L)	MW-1 (bg)	-0.3307	No	No	Mann-W
Sulfate (mg/L)	**MW-10 (bg)**	**2.613**	**Yes**	**Yes**	**Mann-W**
Sulfate (mg/L)	MW-2 (bg)	-0.7276	No	No	Mann-W
Sulfate (mg/L)	**MW-3**	**3.006**	**Yes**	**Yes**	**Mann-W**
Sulfate (mg/L)	MW-4	-2.069	No	No	Mann-W
Sulfate (mg/L)	**MW-5**	**3.031**	**Yes**	**Yes**	**Mann-W**
Sulfate (mg/L)	MW-6	-2.378	No	No	Mann-W
Sulfate (mg/L)	MW-7	-0.08787	No	No	Mann-W
Sulfate (mg/L)	**MW-8**	**2.928**	**Yes**	**Yes**	**Mann-W**
Sulfate (mg/L)	MW-9	2.327	No	No	Mann-W
Total Dissolved Solids (mg/L)	MW-1 (bg)	-0.8066	No	No	Mann-W
Total Dissolved Solids (mg/L)	MW-10 (bg)	0.4488	No	No	Mann-W
Total Dissolved Solids (mg/L)	MW-2 (bg)	0.9422	No	No	Mann-W
Total Dissolved Solids (mg/L)	MW-3	0.8965	No	No	Mann-W
Total Dissolved Solids (mg/L)	MW-4	-0.6739	No	No	Mann-W
Total Dissolved Solids (mg/L)	MW-5	-1.258	No	No	Mann-W
Total Dissolved Solids (mg/L)	MW-6	-0.1347	No	No	Mann-W
Total Dissolved Solids (mg/L)	MW-7	1.974	No	No	Mann-W

Appendix III Mann Whitney - All Results

Plant Daniel Data: Plant Daniel Gypsum CCR Printed 5/3/2024, 11:24 AM

Constituent	Well	Calc.	0.01	Sig.	Method
Total Dissolved Solids (mg/L)	MW-8	-1.708	No	No	Mann-W
Total Dissolved Solids (mg/L)	MW-9	-0.4932	No	No	Mann-W

Intrawell Prediction Limit Exceedances - Trend Tests - Significant Results

Plant Daniel Data: Plant Daniel Gypsum CCR Printed 5/2/2024, 11:37 PM

Constituent	Well	Slope	Calc.	Critical	Sig.	N	%NDs	Normality	Xform	Alpha	Method
Chloride (mg/L)	**MW-1 (bg)**	**-0.8853**	**-123**	**-92**	**Yes**	**22**	**0**	**n/a**	**n/a**	**0.01**	**NP**
Chloride (mg/L)	**MW-2 (bg)**	**0.3412**	**137**	**92**	**Yes**	**22**	**0**	**n/a**	**n/a**	**0.01**	**NP**
Sulfate (mg/L)	**MW-1 (bg)**	**1.068**	**384**	**184**	**Yes**	**35**	**2.857**	**n/a**	**n/a**	**0.01**	**NP**
Sulfate (mg/L)	**MW-6**	**-0.2131**	**-116**	**-92**	**Yes**	**22**	**9.091**	**n/a**	**n/a**	**0.01**	**NP**

Intrawell Prediction Limit Exceedances - Trend Tests - All Results

Plant Daniel Data: Plant Daniel Gypsum CCR Printed 5/2/2024, 11:37 PM

Constituent	Well	Slope	Calc.	Critical	Sig.	N	%NDs	Normality	Xform	Alpha	Method
Chloride (mg/L)	**MW-1 (bg)**	**-0.8853**	**-123**	**-92**	**Yes**	**22**	**0**	**n/a**	**n/a**	**0.01**	**NP**
Chloride (mg/L)	MW-10 (bg)	0.06687	13	92	No	22	4.545	n/a	n/a	0.01	NP
Chloride (mg/L)	**MW-2 (bg)**	**0.3412**	**137**	**92**	**Yes**	**22**	**0**	**n/a**	**n/a**	**0.01**	**NP**
Sulfate (mg/L)	**MW-1 (bg)**	**1.068**	**384**	**184**	**Yes**	**35**	**2.857**	**n/a**	**n/a**	**0.01**	**NP**
Sulfate (mg/L)	MW-10 (bg)	0	49	92	No	22	59.09	n/a	n/a	0.01	NP
Sulfate (mg/L)	MW-2 (bg)	0	-83	-161	No	32	71.88	n/a	n/a	0.01	NP
Sulfate (mg/L)	**MW-6**	**-0.2131**	**-116**	**-92**	**Yes**	**22**	**9.091**	**n/a**	**n/a**	**0.01**	**NP**

Upper Tolerance Limits

Plant Daniel Data: Plant Daniel Gypsum CCR Printed 5/1/2024, 6:03 PM

Constituent	Upper Lim.	Bg N	Std. Dev.	%NDs	ND Adj.	Transform	Alpha	Method
Antimony (mg/L)	0.002	51	n/a	94.12	n/a	n/a	0.0731	NP Inter(NDs)
Arsenic (mg/L)	0.00628	54	n/a	83.33	n/a	n/a	0.06267	NP Inter(NDs)
Barium (mg/L)	0.2456	74	0.6995	0	None	ln(x)	0.05	Inter
Beryllium (mg/L)	0.001	54	n/a	81.48	n/a	n/a	0.06267	NP Inter(NDs)
Cadmium (mg/L)	0.001	51	n/a	98.04	n/a	n/a	0.0731	NP Inter(NDs)
Chromium (mg/L)	0.0073	71	n/a	90.14	n/a	n/a	0.0262	NP Inter(NDs)
Cobalt (mg/L)	0.0044	54	n/a	0	n/a	n/a	0.06267	NP Inter(normality)
Combined Radium 226 + 228 (pCi/L)	3.087	53	0.3667	0	None	sqrt(x)	0.05	Inter
Fluoride (mg/L)	0.1	69	n/a	81.16	n/a	n/a	0.02904	NP Inter(NDs)
Lead (mg/L)	0.001	54	n/a	74.07	n/a	n/a	0.06267	NP Inter(NDs)
Lithium (mg/L)	0.005	51	n/a	86.27	n/a	n/a	0.0731	NP Inter(NDs)
Mercury (mg/L)	0.00031	71	n/a	94.37	n/a	n/a	0.0262	NP Inter(NDs)
Molybdenum (mg/L)	0.005	51	n/a	96.08	n/a	n/a	0.0731	NP Inter(NDs)
Selenium (mg/L)	0.0071	71	n/a	83.1	n/a	n/a	0.0262	NP Inter(NDs)
Thallium (mg/L)	0.001	51	n/a	84.31	n/a	n/a	0.0731	NP Inter(NDs)

PLANT DANIEL GSA CCR GWPS TABLE				
Constituent Name	**MCL**	**CCR Rule-Specified**	**Background Limit**	**GWPS**
Antimony, Total (mg/L)	0.006		0.002	0.006
Arsenic, Total (mg/L)	0.01		0.0063	0.01
Barium, Total (mg/L)	2		0.25	2
Beryllium, Total (mg/L)	0.004		0.001	0.004
Cadmium, Total (mg/L)	0.005		0.001	0.005
Chromium, Total (mg/L)	0.1		0.0073	0.1
Cobalt, Total (mg/L)		0.006	0.0044	0.006
Combined Radium, Total (pCi/L)	5		3.09	5
Fluoride, Total (mg/L)	4		0.1	4
Lead, Total (mg/L)		0.015	0.001	0.015
Lithium, Total (mg/L)		0.04	0.005	0.04
Mercury, Total (mg/L)	0.002		0.00031	0.002
Molybdenum, Total (mg/L)		0.1	0.005	0.1
Selenium, Total (mg/L)	0.05		0.0071	0.05
Thallium, Total (mg/L)	0.002		0.001	0.002

**MCL = Maximum Contaminant Level*

**CCR = Coal Combustion Residuals*

**GWPS = Groundwater Protection Standard*

Confidence Interval Summary Table - All Results (No Significant)

Plant Daniel Data: Plant Daniel Gypsum CCR Printed 5/7/2024, 1:36 PM

Constituent	Well	Upper Lim.	Lower Lim.	Compliance	Sig.	N	%NDs	ND Adj.	Transform	Alpha	Method
Antimony (mg/L)	MW-4	0.002	0.000671	0.006	No	17	94.12	None	No	0.01	NP (NDs)
Arsenic (mg/L)	MW-3	0.0016	0.000366	0.01	No	18	72.22	None	No	0.01	NP (NDs)
Arsenic (mg/L)	MW-5	0.001	0.000332	0.01	No	18	94.44	None	No	0.01	NP (NDs)
Barium (mg/L)	MW-3	0.129	0.096	2	No	28	0	None	No	0.01	NP (normality)
Barium (mg/L)	MW-4	0.05768	0.04962	2	No	28	0	None	No	0.01	Param.
Barium (mg/L)	MW-5	0.06762	0.05821	2	No	18	0	None	No	0.01	Param.
Barium (mg/L)	MW-6	0.07478	0.05495	2	No	18	0	None	sqrt(x)	0.01	Param.
Barium (mg/L)	MW-7	0.1916	0.1282	2	No	18	0	None	No	0.01	Param.
Barium (mg/L)	MW-8	0.1122	0.08659	2	No	18	0	None	No	0.01	Param.
Barium (mg/L)	MW-9	0.04518	0.03563	2	No	18	0	None	No	0.01	Param.
Beryllium (mg/L)	MW-3	0.0004511	0.0003017	0.004	No	18	44.44	Kaplan-Meier	ln(x)	0.01	Param.
Beryllium (mg/L)	MW-4	0.001	0.000186	0.004	No	18	94.44	Kaplan-Meier	No	0.01	NP (NDs)
Beryllium (mg/L)	MW-5	0.001	0.00024	0.004	No	18	88.89	Kaplan-Meier	No	0.01	NP (NDs)
Beryllium (mg/L)	MW-6	0.001	0.000303	0.004	No	18	94.44	Kaplan-Meier	No	0.01	NP (NDs)
Beryllium (mg/L)	MW-7	0.0004184	0.0003262	0.004	No	18	0	None	No	0.01	Param.
Beryllium (mg/L)	MW-8	0.001	0.00034	0.004	No	18	66.67	None	No	0.01	NP (NDs)
Cadmium (mg/L)	MW-5	0.0022	0.000295	0.005	No	17	76.47	None	No	0.01	NP (NDs)
Chromium (mg/L)	MW-3	0.0021	0.002	0.1	No	27	92.59	None	No	0.01	NP (NDs)
Chromium (mg/L)	MW-4	0.0041	0.002	0.1	No	27	96.3	None	No	0.01	NP (NDs)
Chromium (mg/L)	MW-9	0.0024	0.002	0.1	No	17	94.12	None	No	0.01	NP (NDs)
Cobalt (mg/L)	MW-3	0.00327	0.0016	0.006	No	18	0	None	No	0.01	NP (normality)
Cobalt (mg/L)	MW-4	0.001601	0.001262	0.006	No	18	0	None	No	0.01	Param.
Cobalt (mg/L)	MW-5	0.00217	0.000951	0.006	No	18	0	None	No	0.01	NP (normality)
Cobalt (mg/L)	MW-6	0.002609	0.001944	0.006	No	18	0	None	No	0.01	Param.
Cobalt (mg/L)	MW-7	0.0025	0.00146	0.006	No	18	0	None	No	0.01	NP (normality)
Cobalt (mg/L)	MW-8	0.001518	0.001056	0.006	No	18	0	None	No	0.01	Param.
Cobalt (mg/L)	MW-9	0.001161	0.0009338	0.006	No	18	0	None	No	0.01	Param.
Combined Radium 226 + 228 (pCi/L)	MW-3	3.362	2.165	5	No	18	0	None	No	0.01	Param.
Combined Radium 226 + 228 (pCi/L)	MW-4	1.243	0.853	5	No	18	0	None	No	0.01	Param.
Combined Radium 226 + 228 (pCi/L)	MW-5	1.584	1.113	5	No	18	0	None	No	0.01	Param.
Combined Radium 226 + 228 (pCi/L)	MW-6	1.283	0.9032	5	No	18	0	None	No	0.01	Param.
Combined Radium 226 + 228 (pCi/L)	MW-7	3.92	2.114	5	No	18	0	None	No	0.01	Param.
Combined Radium 226 + 228 (pCi/L)	MW-8	2.165	1.654	5	No	18	0	None	No	0.01	Param.
Combined Radium 226 + 228 (pCi/L)	MW-9	0.9317	0.6632	5	No	18	0	None	No	0.01	Param.
Fluoride (mg/L)	MW-3	0.0991	0.04	4	No	24	8.333	None	No	0.01	NP (normality)
Fluoride (mg/L)	MW-4	0.1	0.0792	4	No	23	95.65	None	No	0.01	NP (NDs)
Fluoride (mg/L)	MW-5	0.1	0.0942	4	No	23	91.3	None	No	0.01	NP (NDs)
Fluoride (mg/L)	MW-6	0.1	0.084	4	No	23	78.26	None	No	0.01	NP (NDs)
Fluoride (mg/L)	MW-7	0.1	0.0398	4	No	23	56.52	None	No	0.01	NP (NDs)
Fluoride (mg/L)	MW-8	0.1	0.0458	4	No	23	86.96	None	No	0.01	NP (NDs)
Fluoride (mg/L)	MW-9	0.1	0.0421	4	No	23	86.96	None	No	0.01	NP (NDs)
Lead (mg/L)	MW-3	0.0008343	0.000486	0.015	No	18	5.556	None	x^(1/3)	0.01	Param.
Lead (mg/L)	MW-4	0.001	0.000224	0.015	No	18	83.33	None	No	0.01	NP (NDs)
Lead (mg/L)	MW-5	0.001	0.000592	0.015	No	18	88.89	None	No	0.01	NP (NDs)
Lead (mg/L)	MW-7	0.001	0.000215	0.015	No	18	61.11	None	No	0.01	NP (NDs)
Lead (mg/L)	MW-8	0.001	0.000147	0.015	No	18	88.89	None	No	0.01	NP (NDs)
Lead (mg/L)	MW-9	0.001	0.000215	0.015	No	18	83.33	None	No	0.01	NP (NDs)
Lithium (mg/L)	MW-3	0.005	0.00208	0.04	No	17	76.47	None	No	0.01	NP (NDs)
Lithium (mg/L)	MW-4	0.005	0.00225	0.04	No	17	82.35	None	No	0.01	NP (NDs)
Lithium (mg/L)	MW-5	0.005	0.00142	0.04	No	17	88.24	None	No	0.01	NP (NDs)
Lithium (mg/L)	MW-6	0.005	0.00191	0.04	No	17	88.24	None	No	0.01	NP (NDs)
Lithium (mg/L)	MW-7	0.005	0.00271	0.04	No	17	76.47	None	No	0.01	NP (NDs)
Lithium (mg/L)	MW-8	0.005	0.00105	0.04	No	17	88.24	None	No	0.01	NP (NDs)
Lithium (mg/L)	MW-9	0.005	0.00209	0.04	No	17	82.35	None	No	0.01	NP (NDs)
Mercury (mg/L)	MW-3	0.0002	0.00012	0.002	No	27	88.89	None	No	0.01	NP (NDs)
Mercury (mg/L)	MW-4	0.0002	0.00012	0.002	No	27	88.89	None	No	0.01	NP (NDs)
Mercury (mg/L)	MW-6	0.00143	0.000163	0.002	No	17	76.47	None	No	0.01	NP (NDs)
Molybdenum (mg/L)	MW-8	0.005	0.00192	0.1	No	17	94.12	None	No	0.01	NP (NDs)
Selenium (mg/L)	MW-3	0.0056	0.005	0.05	No	27	92.59	None	No	0.01	NP (NDs)
Selenium (mg/L)	MW-4	0.005	0.0044	0.05	No	27	96.3	None	No	0.01	NP (NDs)
Selenium (mg/L)	MW-5	0.005	0.0003	0.05	No	17	94.12	None	No	0.01	NP (NDs)
Selenium (mg/L)	MW-9	0.005	0.0004	0.05	No	17	88.24	None	No	0.01	NP (NDs)
Thallium (mg/L)	MW-3	0.001	0.000269	0.002	No	17	94.12	None	No	0.01	NP (NDs)
Thallium (mg/L)	MW-5	0.001	0.000231	0.002	No	17	94.12	None	No	0.01	NP (NDs)

Table of Contents

Time Series	22
Box Plots	76
Tukey's Outlier Tests & Outlier Summary	98
Mann-Whitney	125
Intrawell Prediction Limits	217
Trend Tests - Prediction Limit Exceedances	309
Upper Tolerance Limits	314
Groundwater Protection Standards	324
Confidence Intervals	326

Time Series

Sanitas™ v.10.0.16 . UG
Hollow symbols indicate censored values.

Time Series

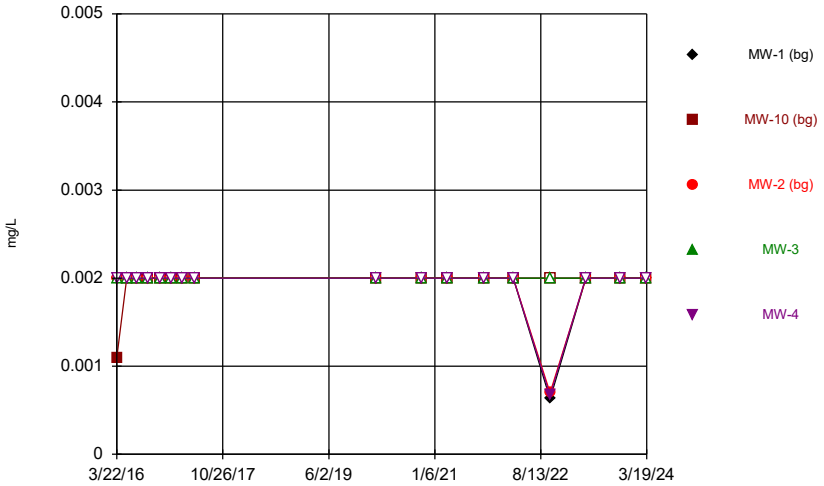

Constituent: Antimony Analysis Run 5/3/2024 11:02 AM
Plant Daniel Data: Plant Daniel Gypsum CCR

Sanitas™ v.10.0.16 . UG
Hollow symbols indicate censored values.

Time Series

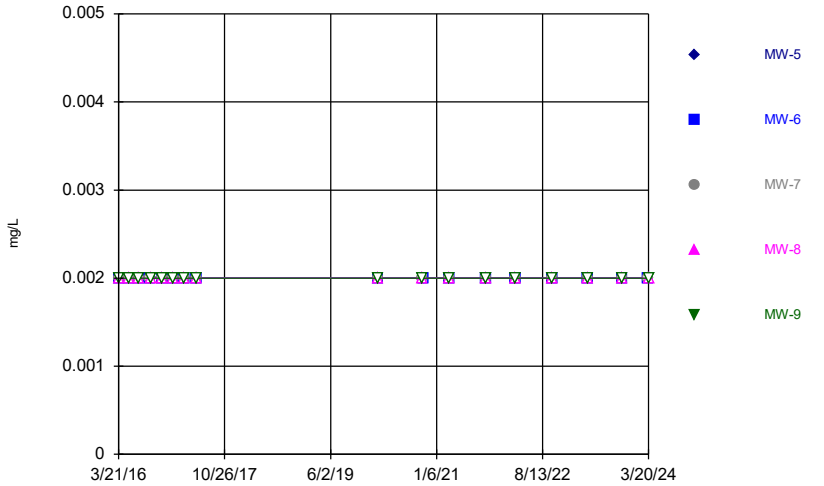

Constituent: Antimony Analysis Run 5/3/2024 11:02 AM
Plant Daniel Data: Plant Daniel Gypsum CCR

Sanitas™ v.10.0.16 . UG
Hollow symbols indicate censored values.

Time Series

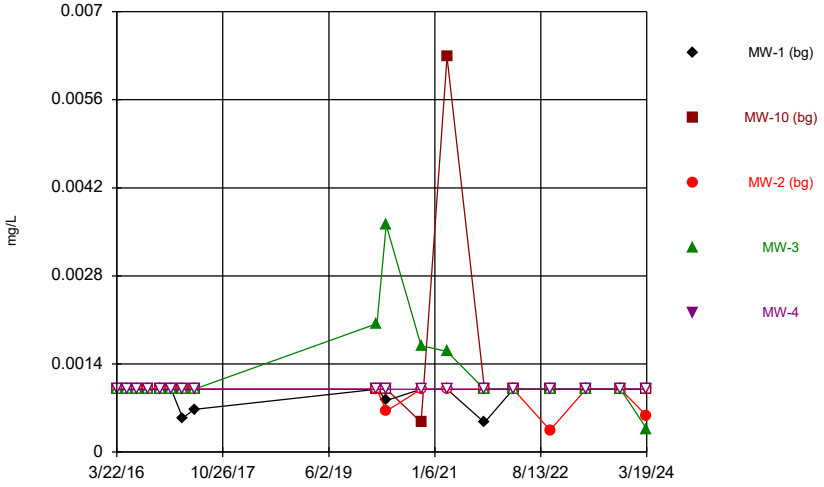

Constituent: Arsenic Analysis Run 5/3/2024 11:02 AM
Plant Daniel Data: Plant Daniel Gypsum CCR

Sanitas™ v.10.0.16 . UG
Hollow symbols indicate censored values.

Time Series

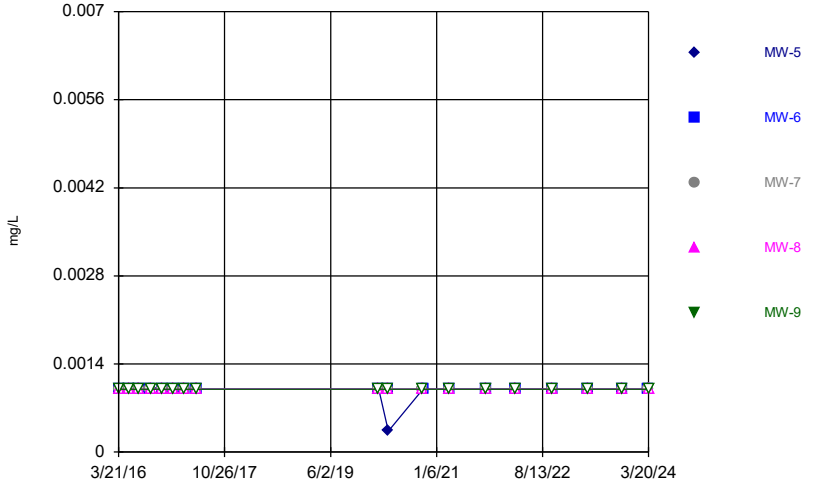

Constituent: Arsenic Analysis Run 5/3/2024 11:02 AM
Plant Daniel Data: Plant Daniel Gypsum CCR

Sanitas™ v.10.0.16 . UG

Time Series

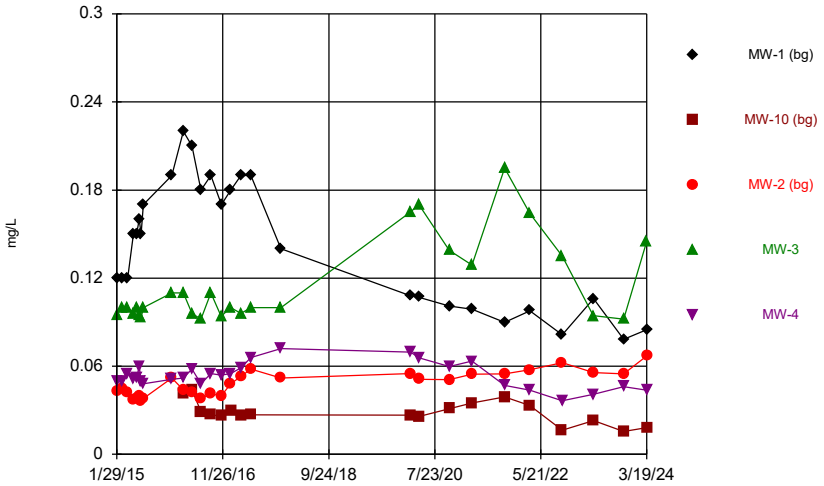

Constituent: Barium Analysis Run 5/3/2024 11:02 AM

Plant Daniel Data: Plant Daniel Gypsum CCR

Sanitas™ v.10.0.16 . UG

Time Series

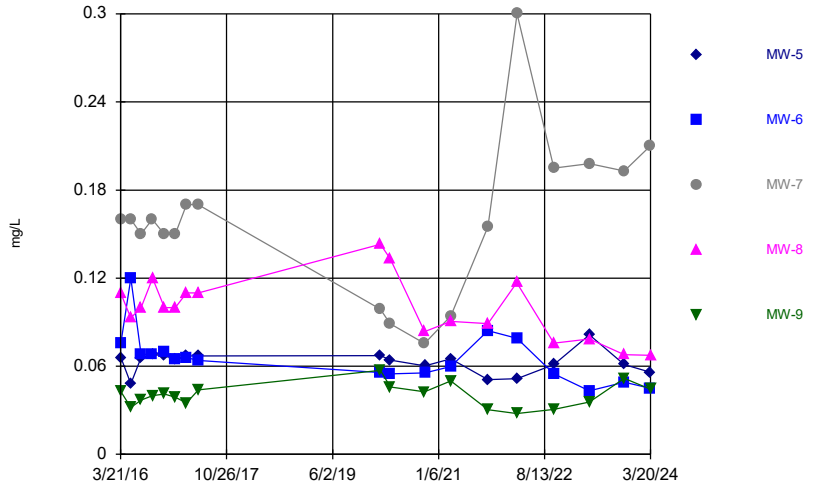

Constituent: Barium Analysis Run 5/3/2024 11:02 AM

Plant Daniel Data: Plant Daniel Gypsum CCR

Sanitas™ v.10.0.16 . UG

Hollow symbols indicate censored values.

Time Series

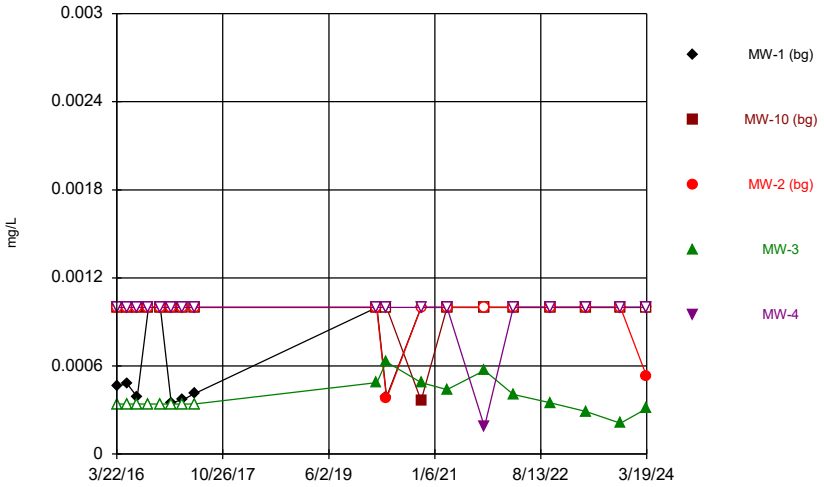

Constituent: Beryllium Analysis Run 5/3/2024 11:02 AM

Plant Daniel Data: Plant Daniel Gypsum CCR

Sanitas™ v.10.0.16 . UG

Hollow symbols indicate censored values.

Time Series

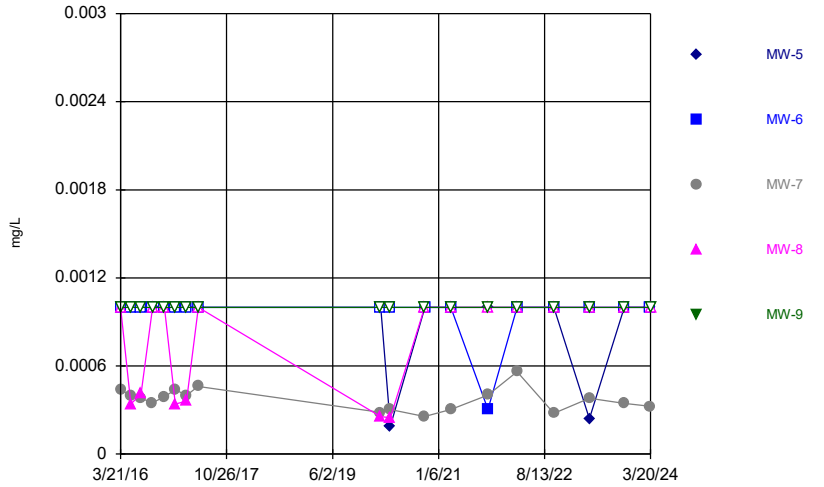

Constituent: Beryllium Analysis Run 5/3/2024 11:02 AM

Plant Daniel Data: Plant Daniel Gypsum CCR

Sanitas™ v.10.0.16 . UG
Hollow symbols indicate censored values.

Time Series

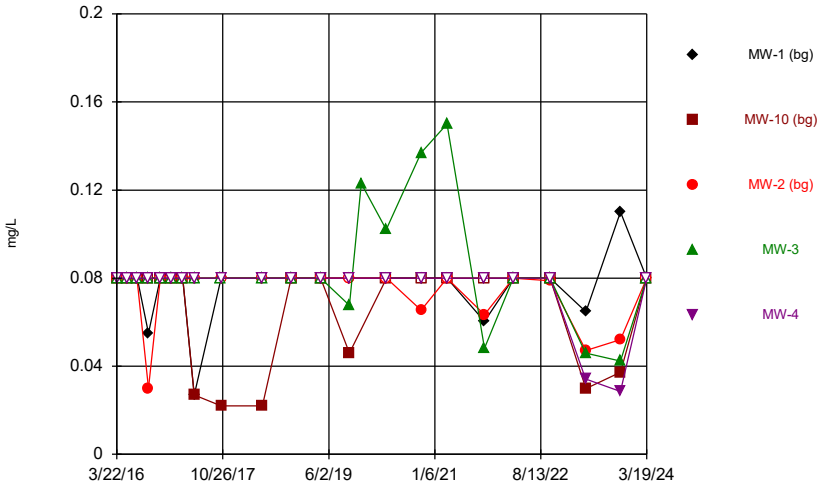

Constituent: Boron Analysis Run 5/3/2024 11:02 AM
Plant Daniel Data: Plant Daniel Gypsum CCR

Sanitas™ v.10.0.16 . UG
Hollow symbols indicate censored values.

Time Series

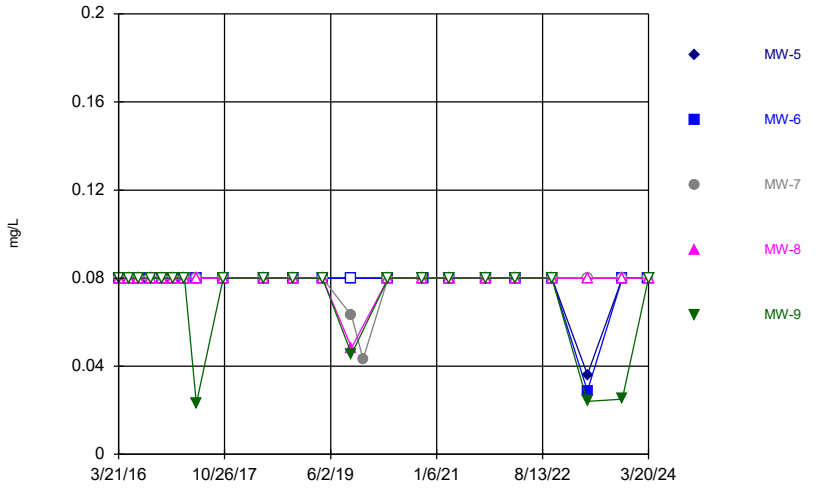

Constituent: Boron Analysis Run 5/3/2024 11:02 AM
Plant Daniel Data: Plant Daniel Gypsum CCR

Sanitas™ v.10.0.16 . UG
Hollow symbols indicate censored values.

Time Series

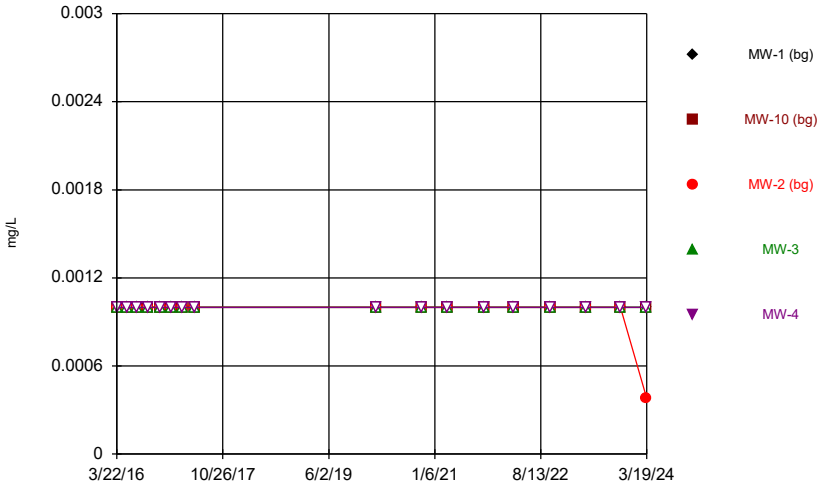

Constituent: Cadmium Analysis Run 5/3/2024 11:02 AM
Plant Daniel Data: Plant Daniel Gypsum CCR

Sanitas™ v.10.0.16 . UG
Hollow symbols indicate censored values.

Time Series

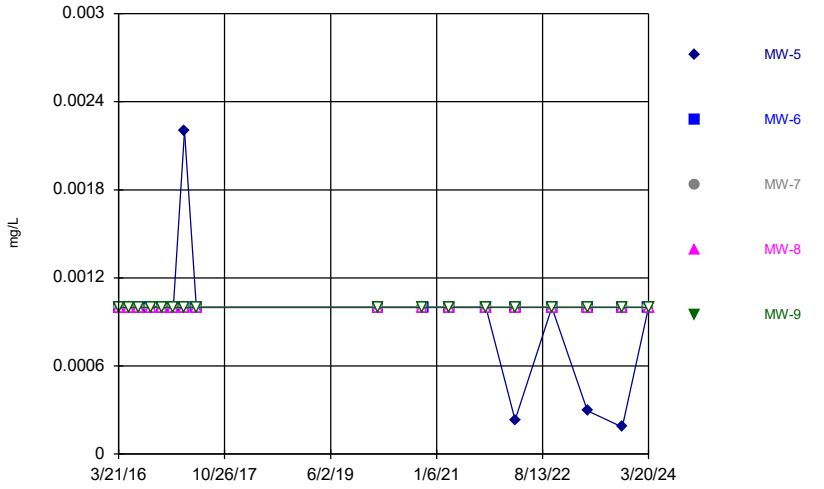

Constituent: Cadmium Analysis Run 5/3/2024 11:02 AM
Plant Daniel Data: Plant Daniel Gypsum CCR

Sanitas™ v.10.0.16 . UG

Time Series

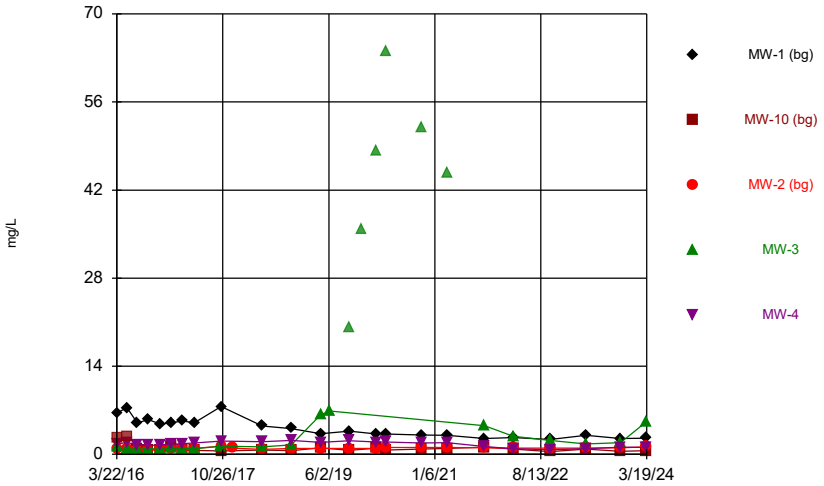

Constituent: Calcium Analysis Run 5/3/2024 11:02 AM

Plant Daniel Data: Plant Daniel Gypsum CCR

Sanitas™ v.10.0.16 . UG

Time Series

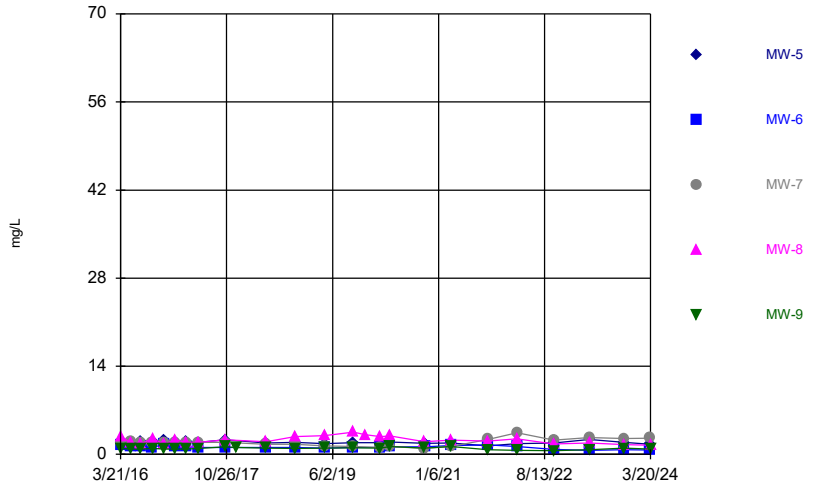

Constituent: Calcium Analysis Run 5/3/2024 11:02 AM

Plant Daniel Data: Plant Daniel Gypsum CCR

Sanitas™ v.10.0.16 . UG

Hollow symbols indicate censored values.

Time Series

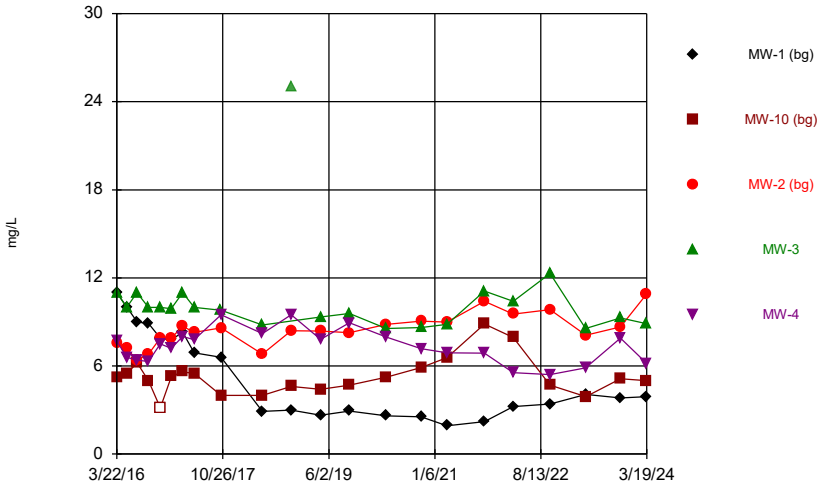

Constituent: Chloride Analysis Run 5/3/2024 11:02 AM

Plant Daniel Data: Plant Daniel Gypsum CCR

Sanitas™ v.10.0.16 . UG

Hollow symbols indicate censored values.

Time Series

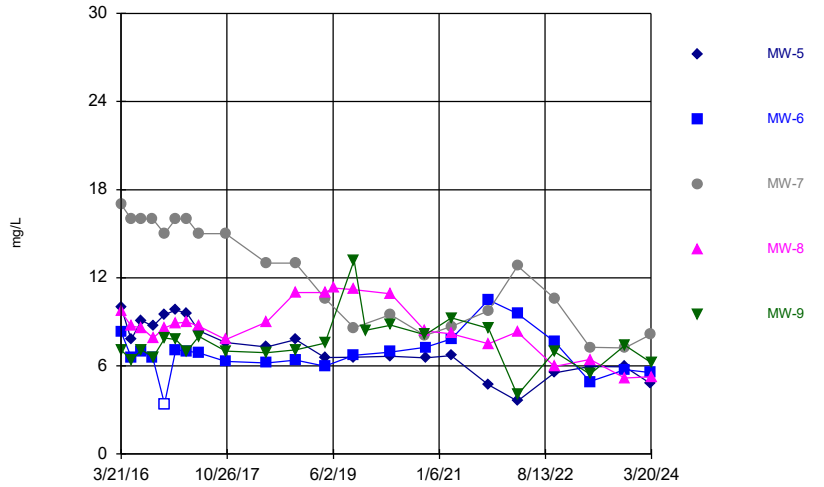

Constituent: Chloride Analysis Run 5/3/2024 11:02 AM

Plant Daniel Data: Plant Daniel Gypsum CCR

Sanitas™ v.10.0.16 . UG
Hollow symbols indicate censored values.

Time Series

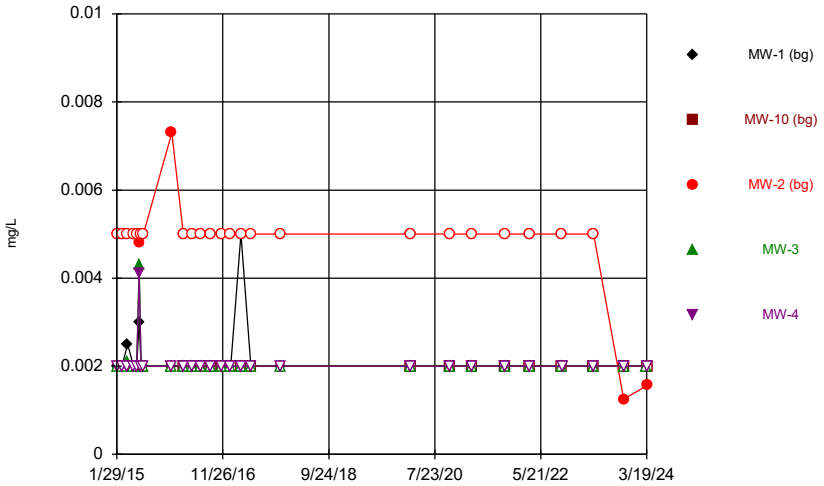

Constituent: Chromium Analysis Run 5/3/2024 11:02 AM
Plant Daniel Data: Plant Daniel Gypsum CCR

Sanitas™ v.10.0.16 . UG
Hollow symbols indicate censored values.

Time Series

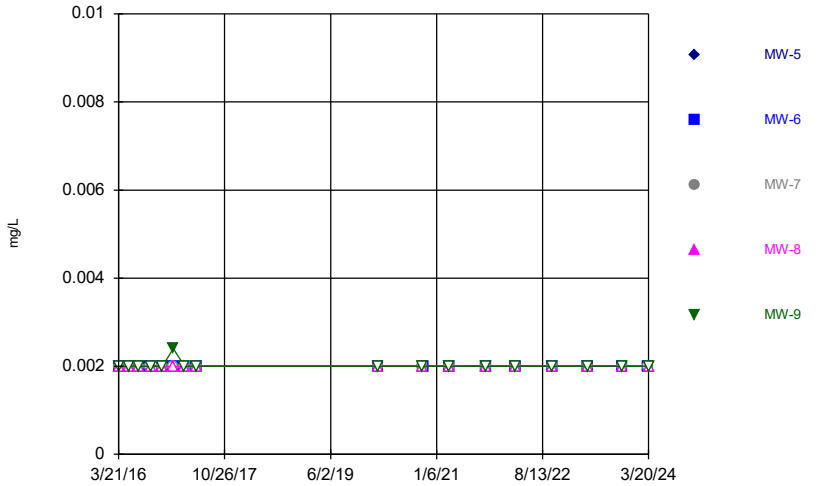

Constituent: Chromium Analysis Run 5/3/2024 11:02 AM
Plant Daniel Data: Plant Daniel Gypsum CCR

Sanitas™ v.10.0.16 . UG

Time Series

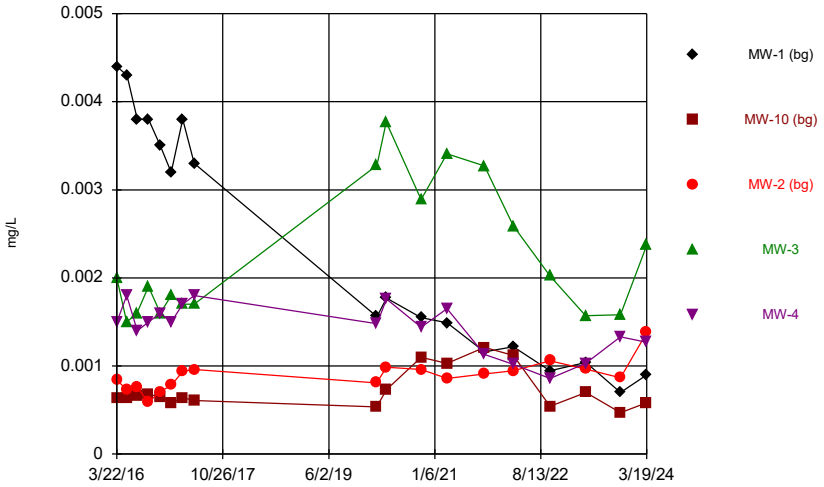

Constituent: Cobalt Analysis Run 5/3/2024 11:02 AM
Plant Daniel Data: Plant Daniel Gypsum CCR

Sanitas™ v.10.0.16 . UG

Time Series

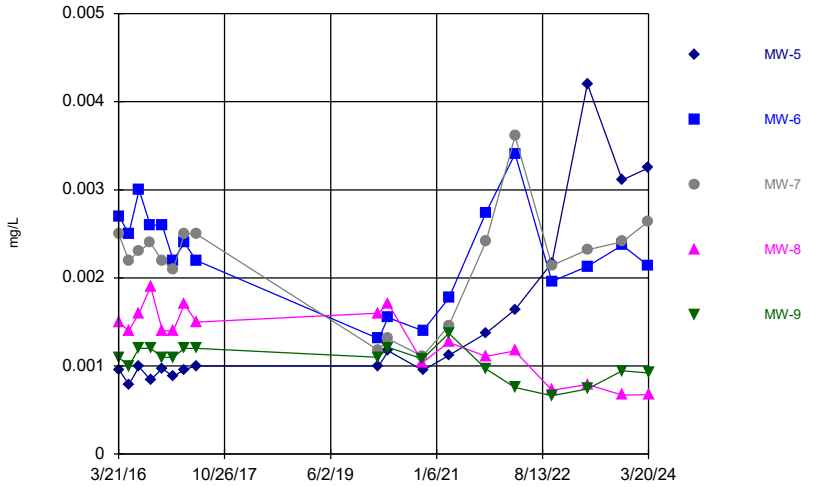

Constituent: Cobalt Analysis Run 5/3/2024 11:02 AM
Plant Daniel Data: Plant Daniel Gypsum CCR

Sanitas™ v.10.0.16 . UG

Time Series

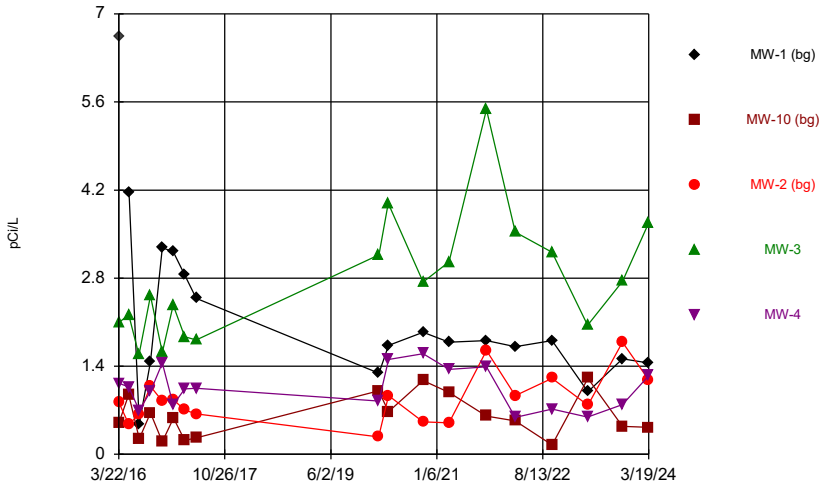

Constituent: Combined Radium 226 + 228 Analysis Run 5/3/2024 11:02 AM

Plant Daniel Data: Plant Daniel Gypsum CCR

Sanitas™ v.10.0.16 . UG

Time Series

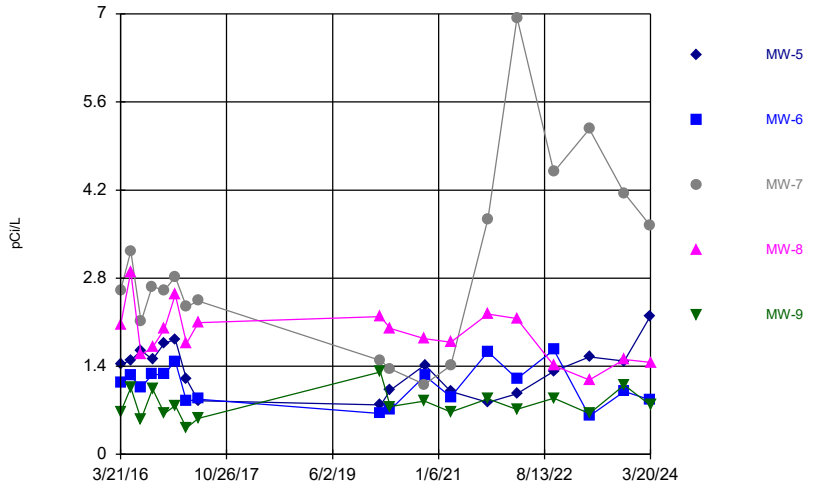

Constituent: Combined Radium 226 + 228 Analysis Run 5/3/2024 11:02 AM

Plant Daniel Data: Plant Daniel Gypsum CCR

Sanitas™ v.10.0.16 . UG

Hollow symbols indicate censored values.

Time Series

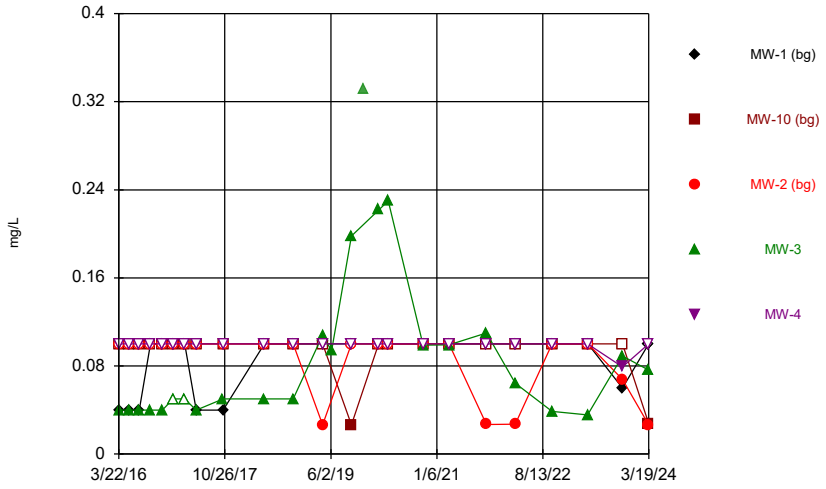

Constituent: Fluoride Analysis Run 5/3/2024 11:02 AM

Plant Daniel Data: Plant Daniel Gypsum CCR

Sanitas™ v.10.0.16 . UG

Hollow symbols indicate censored values.

Time Series

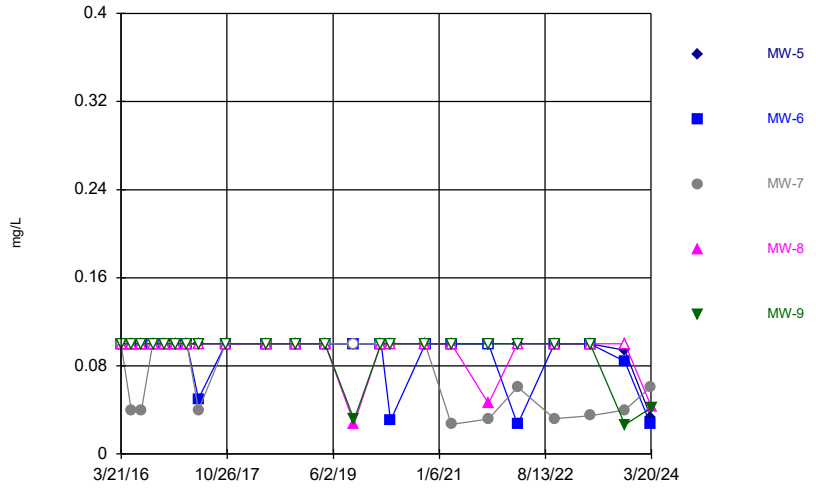

Constituent: Fluoride Analysis Run 5/3/2024 11:02 AM

Plant Daniel Data: Plant Daniel Gypsum CCR

Sanitas™ v.10.0.16 . UG
Hollow symbols indicate censored values.

Time Series

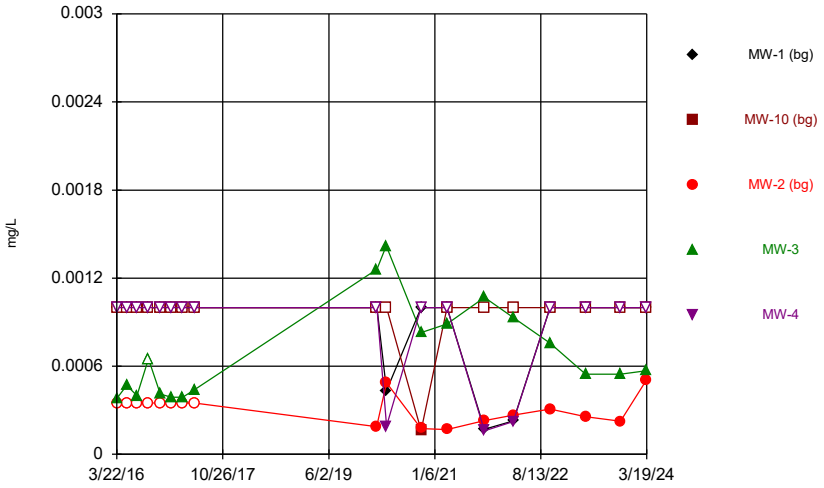

Constituent: Lead Analysis Run 5/3/2024 11:02 AM
Plant Daniel Data: Plant Daniel Gypsum CCR

Sanitas™ v.10.0.16 . UG
Hollow symbols indicate censored values.

Time Series

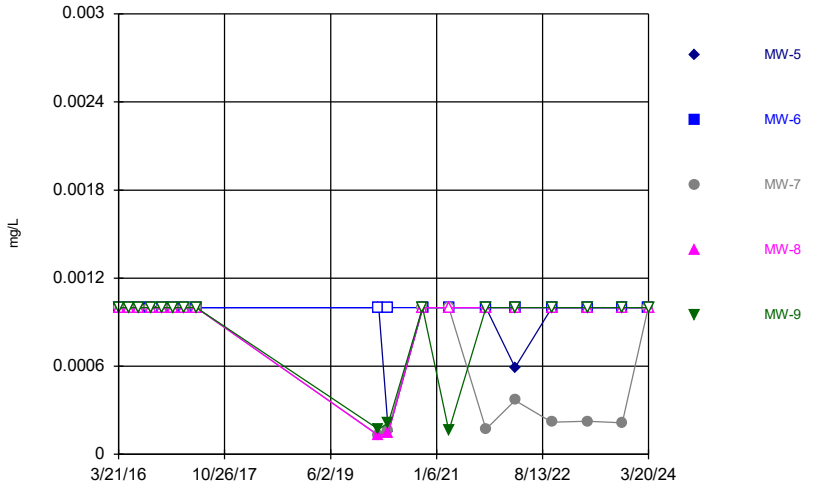

Constituent: Lead Analysis Run 5/3/2024 11:02 AM
Plant Daniel Data: Plant Daniel Gypsum CCR

Sanitas™ v.10.0.16 . UG
Hollow symbols indicate censored values.

Time Series

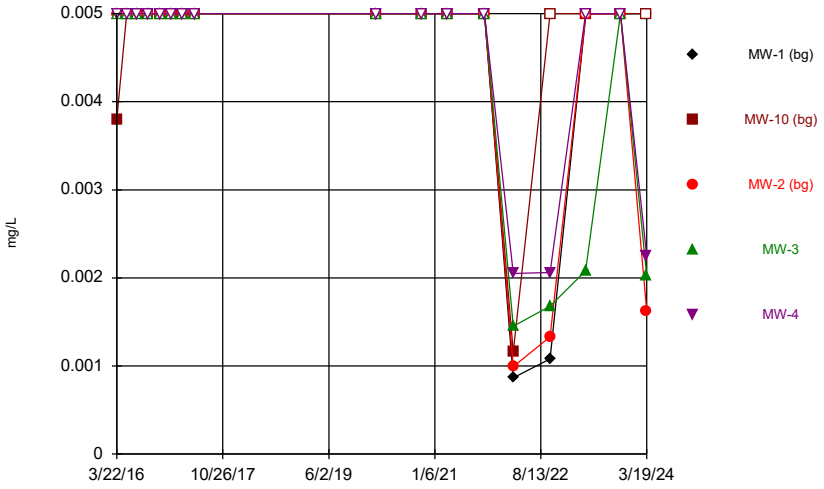

Constituent: Lithium Analysis Run 5/3/2024 11:02 AM
Plant Daniel Data: Plant Daniel Gypsum CCR

Sanitas™ v.10.0.16 . UG
Hollow symbols indicate censored values.

Time Series

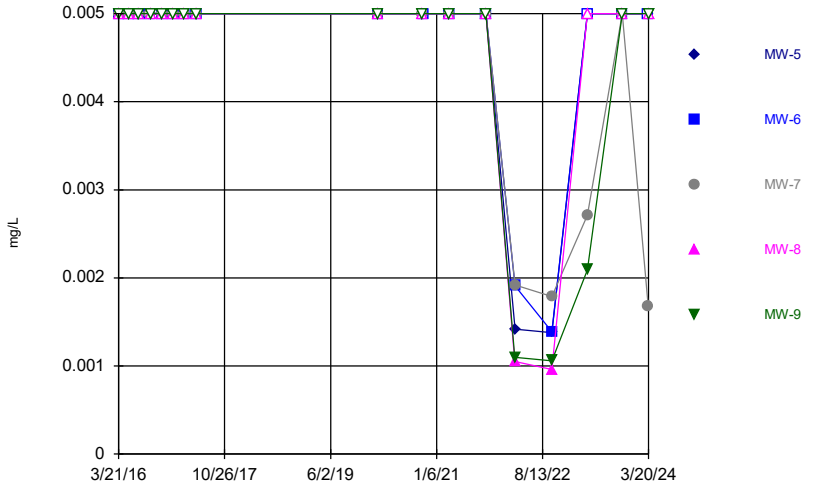

Constituent: Lithium Analysis Run 5/3/2024 11:02 AM
Plant Daniel Data: Plant Daniel Gypsum CCR

Sanitas™ v.10.0.16 . UG
Hollow symbols indicate censored values.

Time Series

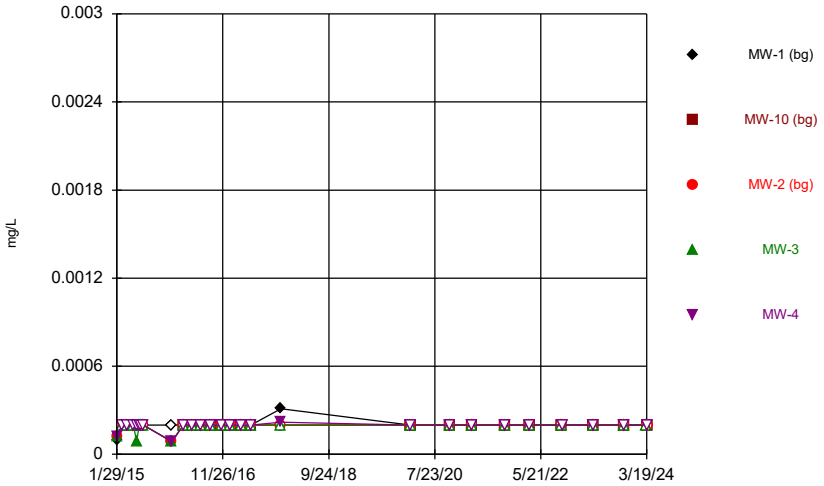

Constituent: Mercury Analysis Run 5/3/2024 11:02 AM
Plant Daniel Data: Plant Daniel Gypsum CCR

Sanitas™ v.10.0.16 . UG
Hollow symbols indicate censored values.

Time Series

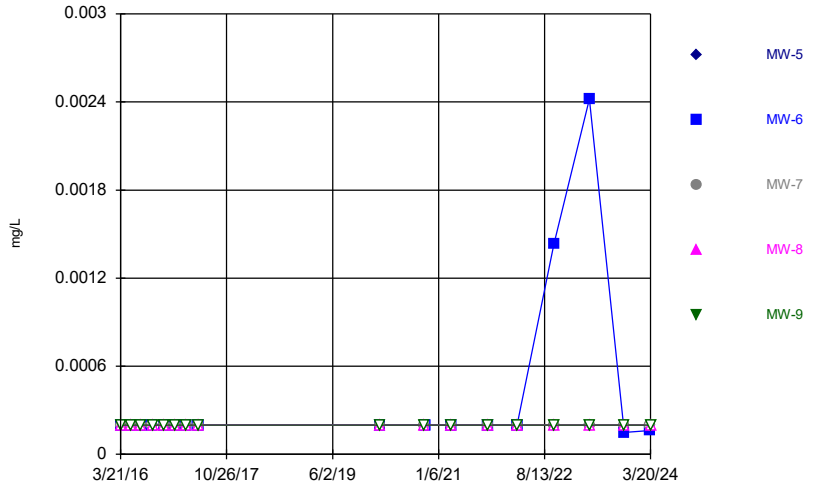

Constituent: Mercury Analysis Run 5/3/2024 11:02 AM
Plant Daniel Data: Plant Daniel Gypsum CCR

Sanitas™ v.10.0.16 . UG
Hollow symbols indicate censored values.

Time Series

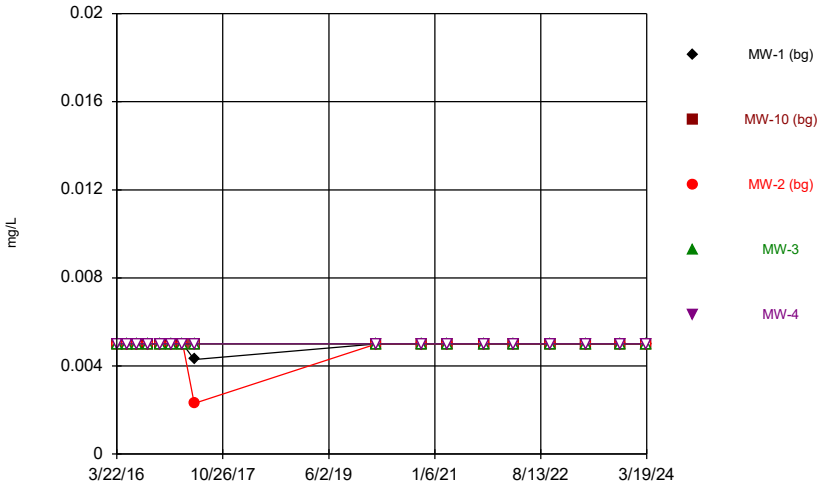

Constituent: Molybdenum Analysis Run 5/3/2024 11:02 AM
Plant Daniel Data: Plant Daniel Gypsum CCR

Sanitas™ v.10.0.16 . UG
Hollow symbols indicate censored values.

Time Series

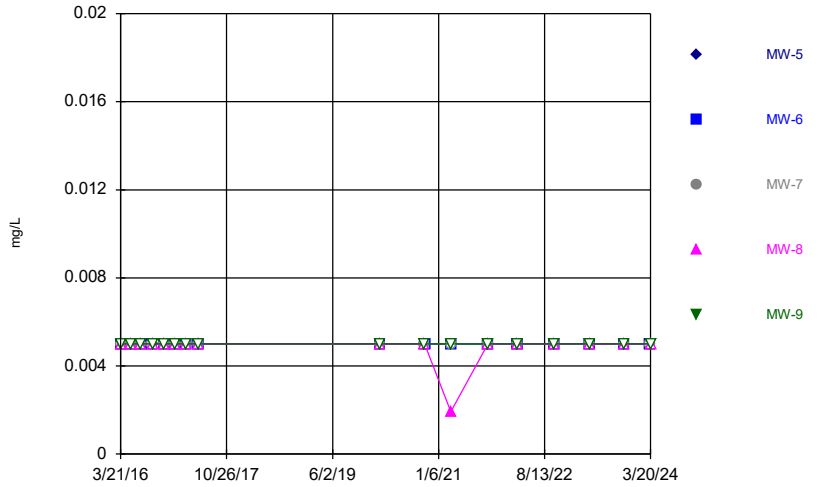

Constituent: Molybdenum Analysis Run 5/3/2024 11:02 AM
Plant Daniel Data: Plant Daniel Gypsum CCR

Sanitas™ v.10.0.16 . UG

Time Series

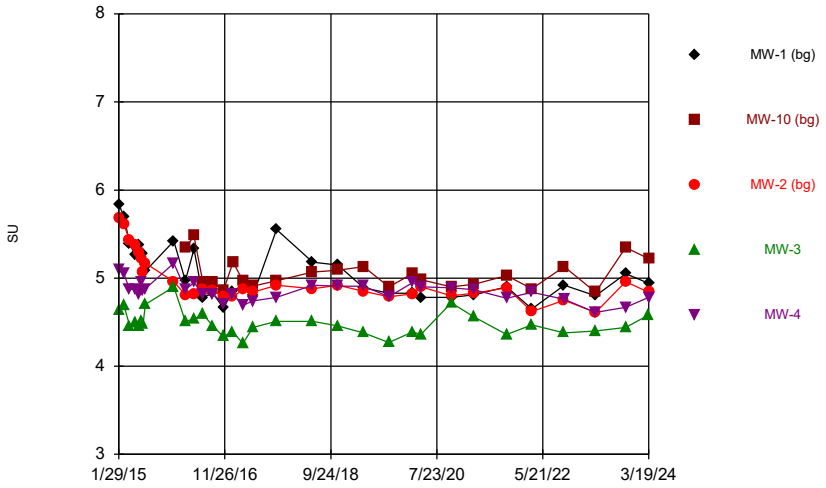

Constituent: pH Analysis Run 5/3/2024 11:02 AM
Plant Daniel Data: Plant Daniel Gypsum CCR

Sanitas™ v.10.0.16 . UG

Time Series

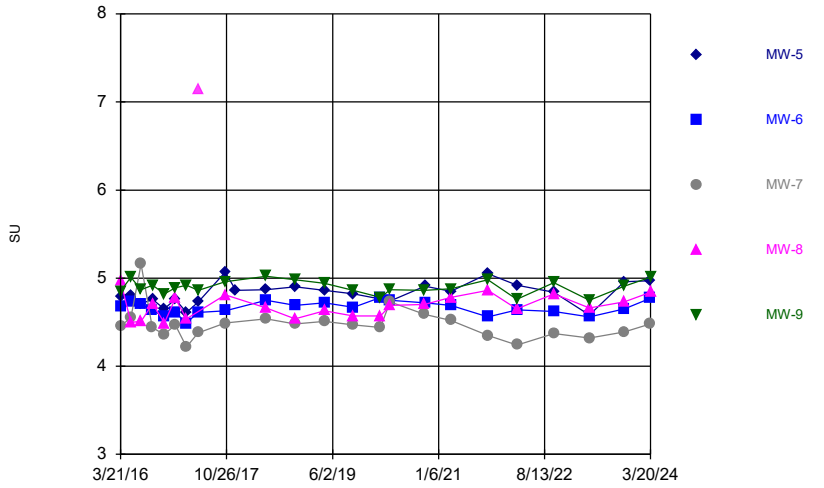

Constituent: pH Analysis Run 5/3/2024 11:02 AM
Plant Daniel Data: Plant Daniel Gypsum CCR

Sanitas™ v.10.0.16 . UG
Hollow symbols indicate censored values.

Time Series

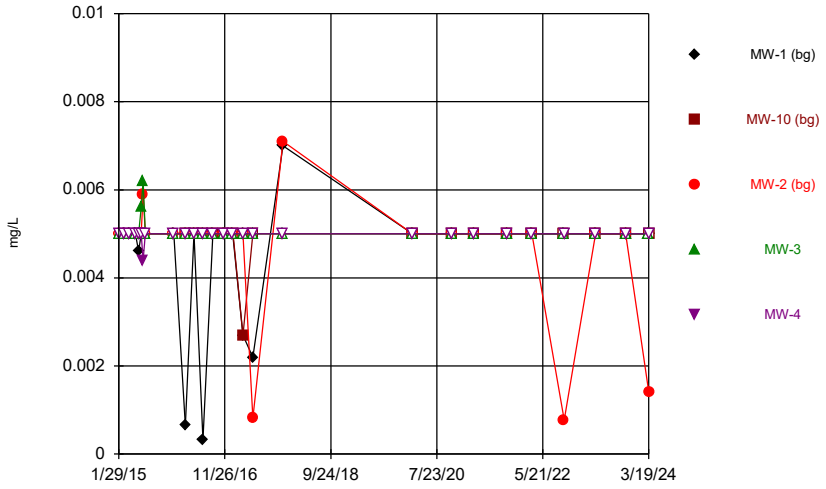

Constituent: Selenium Analysis Run 5/3/2024 11:02 AM
Plant Daniel Data: Plant Daniel Gypsum CCR

Sanitas™ v.10.0.16 . UG
Hollow symbols indicate censored values.

Time Series

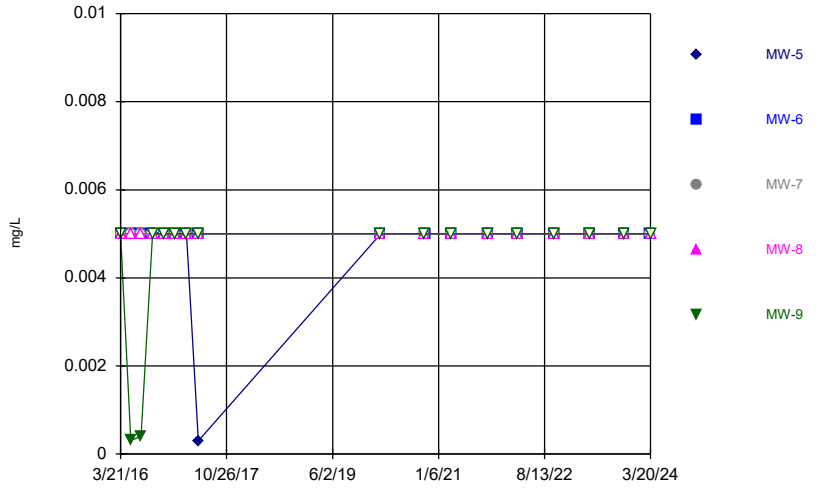

Constituent: Selenium Analysis Run 5/3/2024 11:02 AM
Plant Daniel Data: Plant Daniel Gypsum CCR

Sanitas™ v.10.0.16 . UG
Hollow symbols indicate censored values.

Time Series

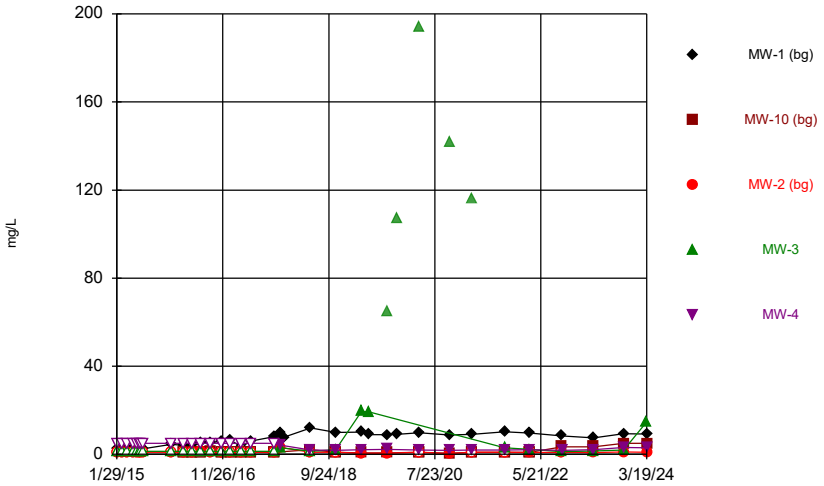

Constituent: Sulfate Analysis Run 5/3/2024 11:02 AM
Plant Daniel Data: Plant Daniel Gypsum CCR

Sanitas™ v.10.0.16 . UG
Hollow symbols indicate censored values.

Time Series

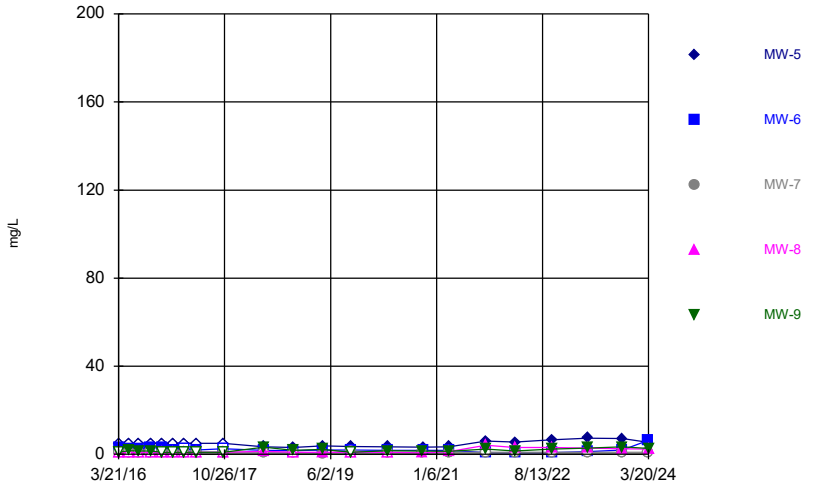

Constituent: Sulfate Analysis Run 5/3/2024 11:03 AM
Plant Daniel Data: Plant Daniel Gypsum CCR

Sanitas™ v.10.0.16 . UG
Hollow symbols indicate censored values.

Time Series

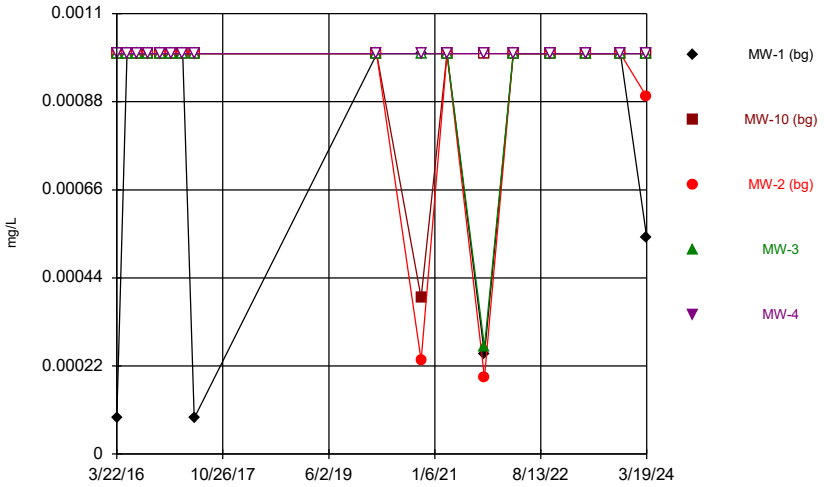

Constituent: Thallium Analysis Run 5/3/2024 11:03 AM
Plant Daniel Data: Plant Daniel Gypsum CCR

Sanitas™ v.10.0.16 . UG
Hollow symbols indicate censored values.

Time Series

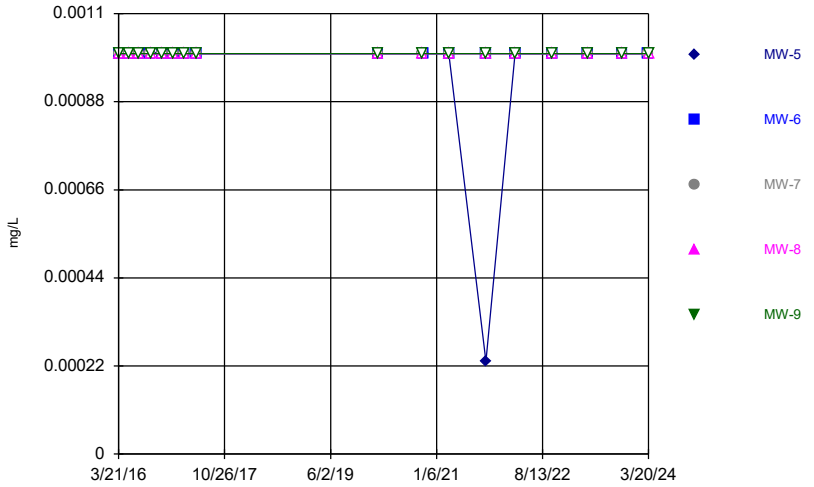

Constituent: Thallium Analysis Run 5/3/2024 11:03 AM
Plant Daniel Data: Plant Daniel Gypsum CCR

Sanitas™ v.10.0.16 . UG
Hollow symbols indicate censored values.

Time Series

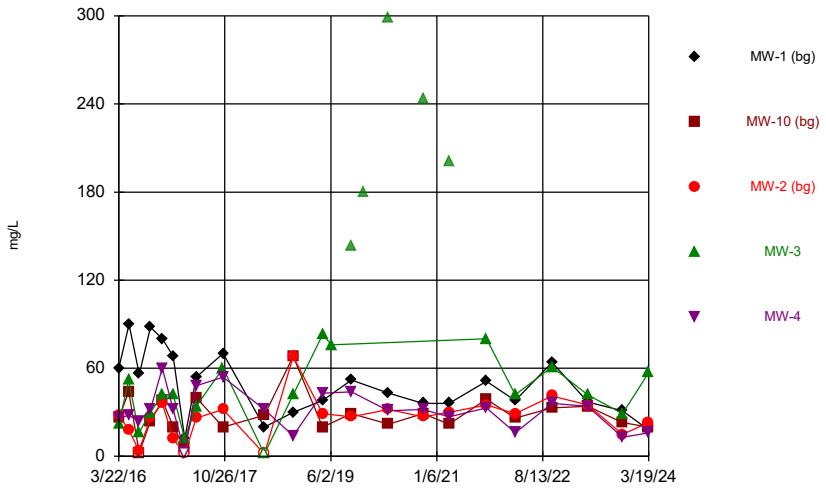

Constituent: Total Dissolved Solids Analysis Run 5/3/2024 11:03 AM
Plant Daniel Data: Plant Daniel Gypsum CCR

Sanitas™ v.10.0.16 . UG
Hollow symbols indicate censored values.

Time Series

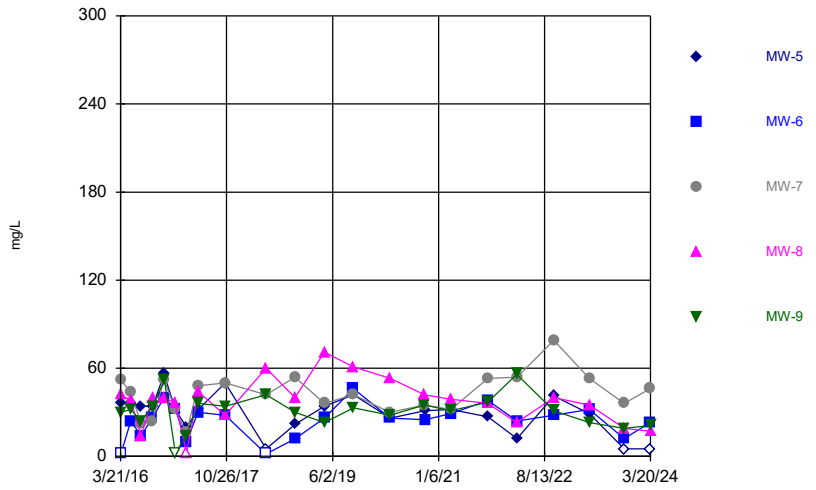

Constituent: Total Dissolved Solids Analysis Run 5/3/2024 11:03 AM
Plant Daniel Data: Plant Daniel Gypsum CCR

Time Series

Constituent: Antimony (mg/L) Analysis Run 5/3/2024 11:03 AM

Plant Daniel Data: Plant Daniel Gypsum CCR

	MW-1 (bg)	MW-10 (bg)	MW-2 (bg)	MW-3	MW-4
3/22/2016	<0.002	0.0011 (J)	<0.002	<0.002	<0.002
5/16/2016		<0.002	<0.002	<0.002	<0.002
5/17/2016	<0.002				
7/11/2016			<0.002	<0.002	
7/12/2016	<0.002	<0.002			<0.002
9/12/2016				<0.002	
9/13/2016	<0.002	<0.002	<0.002		<0.002
11/16/2016				<0.002	<0.002
11/17/2016	<0.002	<0.002	<0.002		
1/16/2017	<0.002		<0.002	<0.002	<0.002
1/17/2017		<0.002			
3/20/2017	<0.002	<0.002	<0.002	<0.002	<0.002
5/22/2017				<0.002	
5/23/2017	<0.002	<0.002	<0.002		<0.002
2/21/2020		<0.002	<0.002		
2/22/2020	<0.002			<0.002	<0.002
10/23/2020	<0.002	<0.002	<0.002	<0.002	<0.002
3/15/2021	<0.002	<0.002	<0.002	<0.002	<0.002
10/6/2021	<0.002	<0.002	<0.002	<0.002	<0.002
3/14/2022	<0.002	<0.002	<0.002	<0.002	<0.002
10/3/2022	0.00063 (J)	<0.002	0.000699 (J)	<0.002	
10/4/2022					0.000671 (J)
4/17/2023				<0.002	<0.002
4/18/2023	<0.002	<0.002	<0.002		
10/26/2023	<0.002	<0.002	<0.002	<0.002	<0.002
3/18/2024				<0.002	
3/19/2024	<0.002	<0.002	<0.002		<0.002

ND substitution: RL or RL/2 if <15% NDs.

Time Series

Constituent: Antimony (mg/L) Analysis Run 5/3/2024 11:03 AM

Plant Daniel Data: Plant Daniel Gypsum CCR

	MW-5	MW-6	MW-7	MW-8	MW-9
3/21/2016			<0.002	<0.002	<0.002
3/22/2016	<0.002	<0.002			
5/16/2016		<0.002	<0.002		<0.002
5/17/2016	<0.002			<0.002	
7/11/2016		<0.002	<0.002	<0.002	<0.002
7/12/2016	<0.002				
9/12/2016		<0.002	<0.002		
9/13/2016	<0.002			<0.002	<0.002
11/16/2016	<0.002	<0.002	<0.002		
11/17/2016				<0.002	<0.002
1/16/2017	<0.002	<0.002	<0.002		
1/17/2017				<0.002	<0.002
3/20/2017	<0.002	<0.002	<0.002	<0.002	<0.002
5/22/2017		<0.002	<0.002		
5/23/2017	<0.002			<0.002	<0.002
2/21/2020			<0.002	<0.002	<0.002
2/22/2020	<0.002	<0.002			
10/22/2020			<0.002	<0.002	<0.002
10/23/2020	<0.002	<0.002			
3/15/2021	<0.002	<0.002	<0.002	<0.002	<0.002
10/6/2021	<0.002	<0.002	<0.002	<0.002	<0.002
3/14/2022				<0.002	<0.002
3/15/2022	<0.002	<0.002	<0.002		
10/3/2022			<0.002	<0.002	<0.002
10/4/2022	<0.002	<0.002			
4/18/2023	<0.002	<0.002	<0.002	<0.002	<0.002
10/26/2023	<0.002	<0.002	<0.002		
10/27/2023				<0.002	<0.002
3/18/2024		<0.002	<0.002		
3/19/2024	<0.002				
3/20/2024				<0.002	<0.002

ND substitution: RL or RL/2 if <15% NDs.

Time Series

Constituent: Arsenic (mg/L) Analysis Run 5/3/2024 11:03 AM

Plant Daniel Data: Plant Daniel Gypsum CCR

	MW-1 (bg)	MW-10 (bg)	MW-2 (bg)	MW-3	MW-4
3/22/2016	<0.001	<0.001	<0.001	<0.001	<0.001
5/16/2016		<0.001	<0.001	<0.001	<0.001
5/17/2016	<0.001				
7/11/2016			<0.001	<0.001	
7/12/2016	<0.001	<0.001			<0.001
9/12/2016				<0.001	
9/13/2016	<0.001	<0.001	<0.001		<0.001
11/16/2016				<0.001	<0.001
11/17/2016	<0.001	<0.001	<0.001		
1/16/2017	<0.001		<0.001 (*)	<0.001 (*)	<0.001
1/17/2017		<0.001			
3/20/2017	0.00054 (J)	<0.001	<0.001	<0.001	<0.001
5/22/2017				<0.001	
5/23/2017	0.00068 (J)	<0.001	<0.001		<0.001
2/21/2020		<0.001	<0.001		
2/22/2020	<0.001			0.00204	<0.001
4/14/2020				0.00361	
4/15/2020	0.000821 (J)	<0.001	0.000655 (J)		<0.001
10/23/2020	<0.001	0.000477 (J)	<0.001	0.00169	<0.001
3/15/2021	<0.001	0.00628	<0.001	0.0016	<0.001
10/6/2021	0.000469 (J)	<0.001	<0.001	<0.001	<0.001
3/14/2022	<0.001	<0.001	<0.001	<0.001	<0.001
10/3/2022	<0.001	<0.001	0.000349 (J)	<0.001	
10/4/2022					<0.001
4/17/2023				<0.001	<0.001
4/18/2023	<0.001	<0.001	<0.001		
10/26/2023	<0.001	<0.001	<0.001	<0.001	<0.001
3/18/2024				0.000366 (J)	
3/19/2024	<0.001	<0.001	0.000575 (J)		<0.001

ND substitution: RL or RL/2 if <15% NDs.

Time Series

Constituent: Arsenic (mg/L) Analysis Run 5/3/2024 11:03 AM

Plant Daniel Data: Plant Daniel Gypsum CCR

	MW-5	MW-6	MW-7	MW-8	MW-9
3/21/2016			<0.001	<0.001	<0.001
3/22/2016	<0.001	<0.001			
5/16/2016		<0.001	<0.001		<0.001
5/17/2016	<0.001			<0.001	
7/11/2016		<0.001	<0.001	<0.001	<0.001
7/12/2016	<0.001				
9/12/2016		<0.001	<0.001		
9/13/2016	<0.001			<0.001	<0.001
11/16/2016	<0.001	<0.001	<0.001		
11/17/2016				<0.001	<0.001
1/16/2017	<0.001	<0.001	<0.001		
1/17/2017				<0.001	<0.001
3/20/2017	<0.001	<0.001	<0.001	<0.001	<0.001
5/22/2017		<0.001	<0.001		
5/23/2017	<0.001			<0.001	<0.001
2/21/2020			<0.001	<0.001	<0.001
2/22/2020	<0.001	<0.001			
4/14/2020		<0.001	<0.001		
4/15/2020	0.000332 (J)			<0.001	<0.001
10/22/2020			<0.001	<0.001	<0.001
10/23/2020	<0.001	<0.001			
3/15/2021	<0.001	<0.001	<0.001	<0.001	<0.001
10/6/2021	<0.001	<0.001	<0.001	<0.001	<0.001
3/14/2022				<0.001	<0.001
3/15/2022	<0.001	<0.001	<0.001		
10/3/2022			<0.001	<0.001	<0.001
10/4/2022	<0.001	<0.001			
4/18/2023	<0.001	<0.001	<0.001	<0.001	<0.001
10/26/2023	<0.001	<0.001	<0.001		
10/27/2023				<0.001	<0.001
3/18/2024		<0.001	<0.001		
3/19/2024	<0.001				
3/20/2024				<0.001	<0.001

ND substitution: RL or RL/2 if <15% NDs.

Time Series

Constituent: Barium (mg/L) Analysis Run 5/3/2024 11:03 AM

Plant Daniel Data: Plant Daniel Gypsum CCR

	MW-1 (bg)	MW-10 (bg)	MW-2 (bg)	MW-3	MW-4
1/29/2015	0.12		0.043	0.095	0.05
3/3/2015	0.12		0.045	0.1	0.05
4/7/2015	0.12		0.042	0.1	0.055
5/14/2015	0.15		0.037	0.096	0.051
6/3/2015	0.15		0.038	0.1	0.052
6/18/2015	0.16		0.04	0.095	0.06
6/30/2015	0.15		0.036	0.093	0.05
7/15/2015	0.17		0.038	0.1	0.048
1/11/2016	0.19		0.052	0.11	0.051
3/22/2016	0.22	0.041	0.044	0.11	0.052
5/16/2016		0.044	0.042	0.096	0.058
5/17/2016	0.21				
7/11/2016			0.038	0.092	
7/12/2016	0.18	0.029			0.048
9/12/2016				0.11	
9/13/2016	0.19	0.027	0.041		0.055
11/16/2016				0.094	0.054
11/17/2016	0.17	0.026	0.04		
1/16/2017	0.18		0.048	0.1	0.055
1/17/2017		0.03			
3/20/2017	0.19	0.026	0.053	0.096	0.059
5/22/2017				0.1	
5/23/2017	0.19	0.027	0.058		0.066
11/27/2017	0.14		0.052	0.1	0.072
2/21/2020		0.0267	0.055		
2/22/2020	0.108			0.165	0.0696
4/14/2020				0.17	
4/15/2020	0.107	0.0259	0.0512		0.0658
10/23/2020	0.101	0.0311	0.0508	0.139	0.0598
3/15/2021	0.0989	0.035	0.0545	0.129	0.0635
10/6/2021	0.0898	0.0392	0.0548	0.195	0.047
3/14/2022	0.0978	0.0332	0.0576	0.164	0.0436
10/3/2022	0.0815	0.0164	0.0625	0.135	
10/4/2022					0.0364
4/17/2023				0.0944	0.0408
4/18/2023	0.106	0.0229	0.0556		
10/26/2023	0.0783	0.0155	0.0547	0.092	0.0461
3/18/2024				0.145	
3/19/2024	0.0848	0.0181	0.0669		0.0436

Time Series

Constituent: Barium (mg/L) Analysis Run 5/3/2024 11:03 AM

Plant Daniel Data: Plant Daniel Gypsum CCR

	MW-5	MW-6	MW-7	MW-8	MW-9
3/21/2016			0.16	0.11	0.043
3/22/2016	0.066	0.076			
5/16/2016		0.12	0.16		0.032
5/17/2016	0.048			0.093	
7/11/2016		0.068	0.15	0.1	0.037
7/12/2016	0.066				
9/12/2016		0.068	0.16		
9/13/2016	0.068			0.12	0.04
11/16/2016	0.067	0.07	0.15		
11/17/2016				0.1	0.041
1/16/2017	0.065	0.065	0.15		
1/17/2017				0.1	0.039
3/20/2017	0.067	0.066	0.17	0.11	0.035
5/22/2017		0.064	0.17		
5/23/2017	0.067			0.11	0.044
2/21/2020			0.0988	0.143	0.0572
2/22/2020	0.0673	0.0557			
4/14/2020		0.0549	0.0891		
4/15/2020	0.0641			0.133	0.0459
10/22/2020			0.0755	0.0836	0.0425
10/23/2020	0.0603	0.0554			
3/15/2021	0.065	0.0599	0.0943	0.0905	0.0499
10/6/2021	0.0508	0.0843	0.155	0.089	0.0305
3/14/2022				0.117	0.0278
3/15/2022	0.0515	0.0789	0.3		
10/3/2022			0.195	0.0757	0.0307
10/4/2022	0.0611	0.0549			
4/18/2023	0.0814	0.0432	0.198	0.0785	0.0356
10/26/2023	0.0612	0.0491	0.193		
10/27/2023				0.0679	0.0518
3/18/2024		0.0451	0.21		
3/19/2024	0.0558				
3/20/2024				0.0675	0.0444

Time Series

Constituent: Beryllium (mg/L) Analysis Run 5/3/2024 11:03 AM

Plant Daniel Data: Plant Daniel Gypsum CCR

	MW-1 (bg)	MW-10 (bg)	MW-2 (bg)	MW-3	MW-4
3/22/2016	0.00046 (B1J)	<0.001	<0.001	<0.00034	<0.001
5/16/2016		<0.001	<0.001	<0.00034	<0.001
5/17/2016	0.00048 (J)				
7/11/2016			<0.001	<0.00034	
7/12/2016	0.00039 (J)	<0.001			<0.001
9/12/2016				<0.00034	
9/13/2016	<0.001	<0.001	<0.001		<0.001
11/16/2016				<0.00034	<0.001
11/17/2016	<0.001	<0.001	<0.001		
1/16/2017	0.00035 (J)		<0.001	<0.00034	<0.001
1/17/2017		<0.001			
3/20/2017	0.00037 (J)	<0.001	<0.001	<0.00034	<0.001
5/22/2017				<0.00034	
5/23/2017	0.00041 (J)	<0.001	<0.001		<0.001
2/21/2020		<0.001	<0.001		
2/22/2020	<0.001			0.000486 (J)	<0.001
4/14/2020				0.000629 (J)	
4/15/2020	0.000388 (J)	<0.001	0.000378 (J)		<0.001
10/23/2020	<0.001	0.000366 (J)	<0.001	0.000486 (J)	<0.001
3/15/2021	<0.001	<0.001	<0.001	0.00044 (J)	<0.001
10/6/2021	<0.001	<0.001	<0.001	0.000569 (J)	0.000186 (J)
3/14/2022	<0.001	<0.001	<0.001	0.000406 (J)	<0.001
10/3/2022	<0.001	<0.001	<0.001	0.000349 (J)	
10/4/2022					<0.001
4/17/2023				0.00029 (J)	<0.001
4/18/2023	<0.001	<0.001	<0.001		
10/26/2023	<0.001	<0.001	<0.001	0.00021 (J)	<0.001
3/18/2024				0.00031 (J)	
3/19/2024	<0.001	<0.001	0.000529 (J)		<0.001

ND substitution: RL or RL/2 if <15% NDs.

Time Series

Constituent: Beryllium (mg/L) Analysis Run 5/3/2024 11:03 AM

Plant Daniel Data: Plant Daniel Gypsum CCR

	MW-5	MW-6	MW-7	MW-8	MW-9
3/21/2016			0.00044 (B1J)	<0.001	<0.001
3/22/2016	<0.001	<0.001			
5/16/2016		<0.001	0.0004 (J)		<0.001
5/17/2016	<0.001			0.00034 (J)	
7/11/2016		<0.001	0.00038 (J)	0.00041 (J)	<0.001
7/12/2016	<0.001				
9/12/2016		<0.001	0.00035 (J)		
9/13/2016	<0.001			<0.001	<0.001
11/16/2016	<0.001	<0.001	0.00039 (J)		
11/17/2016				<0.001	<0.001
1/16/2017	<0.001	<0.001	0.00044 (J)		
1/17/2017				0.00034 (J)	<0.001
3/20/2017	<0.001	<0.001	0.0004 (J)	0.00036 (J)	<0.001
5/22/2017		<0.001	0.00046 (J)		
5/23/2017	<0.001			<0.001	<0.001
2/21/2020			0.000284 (J)	0.000255 (J)	<0.001
2/22/2020	<0.001	<0.001			
4/14/2020		<0.001	0.000304 (J)		
4/15/2020	0.000191 (J)			0.000248 (J)	<0.001
10/22/2020			0.000257 (J)	<0.001	<0.001
10/23/2020	<0.001	<0.001			
3/15/2021	<0.001	<0.001	0.000303 (J)	<0.001	<0.001
10/6/2021	<0.001	0.000303 (J)	0.000403 (J)	<0.001	<0.001
3/14/2022				<0.001	<0.001
3/15/2022	<0.001	<0.001	0.000562 (J)		
10/3/2022			0.000278 (J)	<0.001	<0.001
10/4/2022	<0.001	<0.001			
4/18/2023	0.00024 (J)	<0.001	0.00038 (J)	<0.001	<0.001
10/26/2023	<0.001	<0.001	0.000345 (J)		
10/27/2023				<0.001	<0.001
3/18/2024		<0.001	0.000325 (J)		
3/19/2024	<0.001				
3/20/2024				<0.001	<0.001

ND substitution: RL or RL/2 if <15% NDs.

Time Series

Constituent: Boron (mg/L) Analysis Run 5/3/2024 11:03 AM

Plant Daniel Data: Plant Daniel Gypsum CCR

	MW-1 (bg)	MW-10 (bg)	MW-2 (bg)	MW-3	MW-4
3/22/2016	<0.08	<0.08	<0.08	<0.08	<0.08
5/16/2016		<0.08	<0.08	<0.08	<0.08
5/17/2016	<0.08				
7/11/2016			<0.08	<0.08	
7/12/2016	<0.08	<0.08			<0.08
9/12/2016				<0.08	
9/13/2016	0.055	<0.08	0.03 (J)		<0.08
11/16/2016				<0.08	<0.08
11/17/2016	<0.08	<0.08	<0.08		
1/16/2017	<0.08		<0.08	<0.08	<0.08
1/17/2017		<0.08			
3/20/2017	<0.08	<0.08	<0.08	<0.08	<0.08
5/22/2017				<0.08	
5/23/2017	0.027 (J)	0.027 (J)	<0.08		<0.08
10/17/2017				<0.08	
10/18/2017	<0.08	0.022 (J)	<0.08		<0.08
6/1/2018		0.022 (J)			
6/2/2018	<0.08		<0.08	<0.08	<0.08
11/7/2018				<0.08	
11/8/2018	<0.08	<0.08	<0.08		<0.08
4/19/2019	<0.08	<0.08	<0.08	<0.08	<0.08
9/25/2019	<0.08	0.046 (J)	<0.08	0.0677	<0.08
11/29/2019				0.123	
4/14/2020				0.102	
4/15/2020	<0.08	<0.08	<0.08		<0.08
10/23/2020	<0.08	<0.08	0.0654 (J)	0.137	<0.08
3/15/2021	<0.08	<0.08	<0.08	0.15	<0.08
10/6/2021	0.0603 (J)	<0.08	0.0634 (J)	0.0481 (J)	<0.08
3/14/2022	<0.08	<0.08	<0.08	<0.08	<0.08
10/3/2022	<0.08	<0.08	0.0788 (J)	<0.08	
10/4/2022					<0.08
4/17/2023				0.046 (J)	0.0342 (J)
4/18/2023	0.0647 (J)	0.0299 (J)	0.0472 (J)		
10/26/2023	0.11	0.0372 (J)	0.0521 (J)	0.0424 (J)	0.0285 (J)
3/18/2024				<0.08	
3/19/2024	<0.08	<0.08	<0.08		<0.08

ND substitution: RL or RL/2 if <15% NDs.

Time Series

Constituent: Boron (mg/L) Analysis Run 5/3/2024 11:03 AM

Plant Daniel Data: Plant Daniel Gypsum CCR

	MW-5	MW-6	MW-7	MW-8	MW-9
3/21/2016			<0.08	<0.08	<0.08
3/22/2016	<0.08	<0.08			
5/16/2016		<0.08	<0.08		<0.08
5/17/2016	<0.08			<0.08	
7/11/2016		<0.08	<0.08	<0.08	<0.08
7/12/2016	<0.08				
9/12/2016		<0.08	<0.08		
9/13/2016	<0.08			<0.08	<0.08
11/16/2016	<0.08	<0.08	<0.08		
11/17/2016				<0.08	<0.08
1/16/2017	<0.08	<0.08	<0.08		
1/17/2017				<0.08	<0.08
3/20/2017	<0.08	<0.08	<0.08	<0.08	<0.08
5/22/2017		<0.08	<0.08		
5/23/2017	<0.08			<0.08	0.023 (J)
10/18/2017	<0.08	<0.08	<0.08	<0.08	<0.08
6/1/2018			<0.08	<0.08	<0.08
6/2/2018	<0.08	<0.08			
11/7/2018			<0.08	<0.08	
11/8/2018	<0.08	<0.08			<0.08
4/19/2019	<0.08	<0.08	<0.08	<0.08	<0.08
9/25/2019	<0.08	<0.08	0.063	0.0484 (J)	0.0455 (J)
11/29/2019			0.0432 (J)		
4/14/2020		<0.08	<0.08		
4/15/2020	<0.08			<0.08	<0.08
10/22/2020			<0.08	<0.08	<0.08
10/23/2020	<0.08	<0.08			
3/15/2021	<0.08	<0.08	<0.08	<0.08	<0.08
10/6/2021	<0.08	<0.08	<0.08	<0.08	<0.08
3/14/2022				<0.08	<0.08
3/15/2022	<0.08	<0.08	<0.08		
10/3/2022			<0.08	<0.08	<0.08
10/4/2022	<0.08	<0.08			
4/18/2023	0.0362 (J)	0.0289 (J)	<0.08	<0.08	0.024 (J)
10/26/2023	<0.08	<0.08	<0.08		
10/27/2023				<0.08	0.0251 (J)
3/18/2024		<0.08	<0.08		
3/19/2024	<0.08				
3/20/2024				<0.08	<0.08

ND substitution: RL or RL/2 if <15% NDs.

Time Series

Constituent: Cadmium (mg/L) Analysis Run 5/3/2024 11:03 AM

Plant Daniel Data: Plant Daniel Gypsum CCR

	MW-1 (bg)	MW-10 (bg)	MW-2 (bg)	MW-3	MW-4
3/22/2016	<0.001	<0.001	<0.001	<0.001	<0.001
5/16/2016		<0.001	<0.001	<0.001	<0.001
5/17/2016	<0.001				
7/11/2016			<0.001	<0.001	
7/12/2016	<0.001	<0.001			<0.001
9/12/2016				<0.001	
9/13/2016	<0.001	<0.001	<0.001		<0.001
11/16/2016				<0.001	<0.001
11/17/2016	<0.001	<0.001	<0.001		
1/16/2017	<0.001		<0.001	<0.001	<0.001
1/17/2017		<0.001			
3/20/2017	<0.001	<0.001	<0.001	<0.001	<0.001
5/22/2017				<0.001	
5/23/2017	<0.001	<0.001	<0.001		<0.001
2/21/2020		<0.001	<0.001		
2/22/2020	<0.001			<0.001	<0.001
10/23/2020	<0.001	<0.001	<0.001	<0.001	<0.001
3/15/2021	<0.001	<0.001	<0.001	<0.001	<0.001
10/6/2021	<0.001	<0.001	<0.001	<0.001	<0.001
3/14/2022	<0.001	<0.001	<0.001	<0.001	<0.001
10/3/2022	<0.001	<0.001	<0.001	<0.001	
10/4/2022					<0.001
4/17/2023				<0.001	<0.001
4/18/2023	<0.001	<0.001	<0.001		
10/26/2023	<0.001	<0.001	<0.001	<0.001	<0.001
3/18/2024				<0.001	
3/19/2024	<0.001	<0.001	0.00038 (J)		<0.001

ND substitution: RL or RL/2 if <15% NDs.

Time Series

Constituent: Cadmium (mg/L) Analysis Run 5/3/2024 11:03 AM

Plant Daniel Data: Plant Daniel Gypsum CCR

	MW-5	MW-6	MW-7	MW-8	MW-9
3/21/2016			<0.001	<0.001	<0.001
3/22/2016	<0.001	<0.001			
5/16/2016		<0.001	<0.001		<0.001
5/17/2016	<0.001			<0.001	
7/11/2016		<0.001	<0.001	<0.001	<0.001
7/12/2016	<0.001				
9/12/2016		<0.001	<0.001		
9/13/2016	<0.001			<0.001	<0.001
11/16/2016	<0.001	<0.001	<0.001		
11/17/2016				<0.001	<0.001
1/16/2017	<0.001	<0.001	<0.001		
1/17/2017				<0.001	<0.001
3/20/2017	0.0022 (J)	<0.001	<0.001	<0.001	<0.001
5/22/2017		<0.001	<0.001		
5/23/2017	<0.001			<0.001	<0.001
2/21/2020			<0.001	<0.001	<0.001
2/22/2020	<0.001	<0.001			
10/22/2020			<0.001	<0.001	<0.001
10/23/2020	<0.001	<0.001			
3/15/2021	<0.001	<0.001	<0.001	<0.001	<0.001
10/6/2021	<0.001	<0.001	<0.001	<0.001	<0.001
3/14/2022				<0.001	<0.001
3/15/2022	0.000233 (J)	<0.001	<0.001		
10/3/2022			<0.001	<0.001	<0.001
10/4/2022	<0.001	<0.001			
4/18/2023	0.000295 (J)	<0.001	<0.001	<0.001	<0.001
10/26/2023	0.000185 (J)	<0.001	<0.001		
10/27/2023				<0.001	<0.001
3/18/2024		<0.001	<0.001		
3/19/2024	<0.001				
3/20/2024				<0.001	<0.001

ND substitution: RL or RL/2 if <15% NDs.

Time Series

Constituent: Calcium (mg/L) Analysis Run 5/3/2024 11:03 AM

Plant Daniel Data: Plant Daniel Gypsum CCR

	MW-1 (bg)	MW-10 (bg)	MW-2 (bg)	MW-3	MW-4
3/22/2016	6.6	2.7 (o)	0.87	1.2	1.6
5/16/2016		2.9 (o)	0.79	0.92	1.9
5/17/2016	7.4				
7/11/2016			0.67	0.78	
7/12/2016	5	0.89			1.5
9/12/2016				0.94	
9/13/2016	5.5	0.74	0.62		1.4
11/16/2016				0.81	1.5
11/17/2016	4.8	0.69	0.78		
1/16/2017	5		0.85	1	1.6
1/17/2017		1.2			
3/20/2017	5.3	0.66	0.96	0.92	1.7
5/22/2017				0.91	
5/23/2017	5	0.61	0.94		1.8
10/17/2017				1.3	
10/18/2017	7.6	0.55	1.3		2.1
12/19/2017			1 (RS)		
6/1/2018		0.7			
6/2/2018	4.5		0.81	1.2	2
11/7/2018				1.5	
11/8/2018	4.1	0.59	0.95		2.2
4/19/2019	3.26	1.03	0.942	6.3	1.88
6/7/2019				6.91	
9/25/2019	3.68	0.625	0.935	20.2 (o)	2.18
11/29/2019				35.8 (o)	
2/21/2020		1.01	0.931		
2/22/2020	3.21			48.2 (o)	1.94
4/14/2020				64 (o)	
4/15/2020	3.25	0.69	1.1		1.96
10/23/2020	3.06	0.856	1.11	52 (o)	1.82
3/15/2021	3.04	0.935	1.11	44.7 (o)	1.84
10/6/2021	2.49	1.16	1.04	4.54	1.22
3/14/2022	2.65	0.857	0.982	2.87	0.873
10/3/2022	2.37	0.415 (J)	0.969	2.19	
10/4/2022					0.755
4/17/2023				1.66	0.894
4/18/2023	3.03	0.853	0.98		
10/26/2023	2.49	0.491 (J)	1.02	1.84	1.13
3/18/2024				5.23	
3/19/2024	2.56	0.569	1.17		1.11

Time Series

Constituent: Calcium (mg/L) Analysis Run 5/3/2024 11:03 AM

Plant Daniel Data: Plant Daniel Gypsum CCR

	MW-5	MW-6	MW-7	MW-8	MW-9
3/21/2016			1.9	2.9	0.94
3/22/2016	2.1	1.4			
5/16/2016		1.3	2		0.85
5/17/2016	1.6			1.8	
7/11/2016		1.3	1.9	1.7	0.82
7/12/2016	2.1				
9/12/2016		1.1	1.8		
9/13/2016	2			2.5	0.94
11/16/2016	2.3	1.6	1.8		
11/17/2016				1.6	0.85
1/16/2017	2	1.2	1.8		
1/17/2017				2.3	0.83
3/20/2017	2.1	1.2	1.9	1.9	0.84
5/22/2017		1.1	1.9		
5/23/2017	1.9			1.9	0.96
10/18/2017	2.3	1.1	1.9	2.3	1.2
12/19/2017					1.1 (RS)
6/1/2018			1.6	2	0.98
6/2/2018	1.8	1.1			
11/7/2018			1.6	2.8	
11/8/2018	1.9	1.1			0.93
4/19/2019	1.7	0.998	1.34	2.99	1
9/25/2019	1.85	1.09	1.25	3.51	1.06
11/29/2019				3.1	
2/21/2020			1.07	2.83	0.966
2/22/2020	1.87	1.09			
4/14/2020		1.2	1.23		
4/15/2020	1.97			2.94	1.22
10/22/2020			0.93	2.01	0.988
10/23/2020	1.75	1.17			
3/15/2021	1.79	1.4	1.23	2.26	1.26
10/6/2021	1.34	1.5	2.38	2.11	0.748
3/14/2022				2.46	0.609
3/15/2022	1.7	1.22	3.45		
10/3/2022			2.28	1.66	0.581
10/4/2022	1.78	0.804			
4/18/2023	2.34	0.649	2.68	1.81	0.757
10/26/2023	1.91	0.754	2.53		
10/27/2023				1.55	0.965
3/18/2024		0.689	2.55		
3/19/2024	1.62				
3/20/2024				1.44	0.843

Time Series

Constituent: Chloride (mg/L) Analysis Run 5/3/2024 11:03 AM

Plant Daniel Data: Plant Daniel Gypsum CCR

	MW-1 (bg)	MW-10 (bg)	MW-2 (bg)	MW-3	MW-4
3/22/2016	11	5.2	7.6	11	7.7
5/16/2016		5.5	7.2	10	6.6
5/17/2016	10				
7/11/2016			6.4	11	
7/12/2016	9	6.2			6.4
9/12/2016				10	
9/13/2016	8.9	5	6.8		6.3
11/16/2016				10	7.5
11/17/2016	7.9	<6.3	7.9		
1/16/2017	7.8		7.9	9.9	7.2
1/17/2017		5.3			
3/20/2017	8.3	5.6	8.7	11	8
5/22/2017				10	
5/23/2017	6.9	5.5	8.3		7.8
10/17/2017				9.8	
10/18/2017	6.6	4	8.6		9.5
6/1/2018		4			
6/2/2018	2.9		6.8	8.8	8.2
11/7/2018				25 (o)	
11/8/2018	3	4.6	8.4		9.5
4/19/2019	2.65	4.41	8.38	9.34	7.82
9/25/2019	2.93	4.69	8.26	9.57	8.94
4/14/2020				8.55	
4/15/2020	2.61	5.24	8.84		7.96
10/23/2020	2.53	5.9	9.06	8.62	7.18
3/15/2021	1.93	6.57	8.99	8.83	6.9
10/6/2021	2.22	8.86	10.4	11.1	6.88
3/14/2022	3.24	7.95	9.54	10.4	5.55
10/3/2022	3.41	4.7	9.85	12.3	
10/4/2022					5.41
4/17/2023				8.55	5.87
4/18/2023	4.07	3.91	8.09		
10/26/2023	3.82	5.14	8.66	9.28	7.91
3/18/2024				8.88	
3/19/2024	3.92	5.01	10.9		6.18

ND substitution: RL or RL/2 if <15% NDs.

Time Series

Constituent: Chloride (mg/L) Analysis Run 5/3/2024 11:03 AM

Plant Daniel Data: Plant Daniel Gypsum CCR

	MW-5	MW-6	MW-7	MW-8	MW-9
3/21/2016			17	9.7	7.1
3/22/2016	10	8.3			
5/16/2016		6.6	16		6.4
5/17/2016	7.8			8.7	
7/11/2016		7	16	8.6	7.1
7/12/2016	9.1				
9/12/2016		6.6	16		
9/13/2016	8.7			7.9	6.6
11/16/2016	9.5	<6.8	15		
11/17/2016				8.6	7.9
1/16/2017	9.8	7.1	16		
1/17/2017				8.9	7.8
3/20/2017	9.6	7	16	9	7
5/22/2017		6.9	15		
5/23/2017	8.4			8.7	8
10/18/2017	7.6	6.3	15	7.8	7
6/1/2018			13	9	6.9
6/2/2018	7.3	6.2			
11/7/2018			13	11	
11/8/2018	7.8	6.4			7.1
4/19/2019	6.57	5.99	10.6	11	7.55
6/7/2019				11.3	
9/25/2019	6.59	6.72	8.59	11.2	13.2
11/29/2019					8.42
4/14/2020		6.94	9.49		
4/15/2020	6.65			10.9	8.78
10/22/2020			8.07	8.39	8.11
10/23/2020	6.54	7.26			
3/15/2021	6.69	7.83	8.68	8.19	9.27
10/6/2021	4.72	10.5	9.75	7.5	8.56
3/14/2022				8.31	4.03
3/15/2022	3.61	9.56	12.8		
10/3/2022			10.6	5.95	6.96
10/4/2022	5.53	7.67			
4/18/2023	5.97	4.93	7.27	6.43	5.44
10/26/2023	5.94	5.75	7.22		
10/27/2023				5.18	7.39
3/18/2024		5.55	8.13		
3/19/2024	4.79				
3/20/2024				5.26	6.23

ND substitution: RL or RL/2 if <15% NDs.

Time Series

Constituent: Chromium (mg/L) Analysis Run 5/3/2024 11:03 AM

Plant Daniel Data: Plant Daniel Gypsum CCR

	MW-1 (bg)	MW-10 (bg)	MW-2 (bg)	MW-3	MW-4
1/29/2015	<0.002		<0.005	<0.002	<0.002
3/3/2015	<0.002		<0.005	<0.002	<0.002
4/7/2015	0.0025 (J)		<0.005	0.0021 (J)	<0.002
5/14/2015	<0.002		<0.005	<0.002	<0.002
6/3/2015	<0.002		<0.005	<0.002	<0.002
6/18/2015	0.003 (J)		0.0048 (J)	0.0043 (J)	0.0041 (J)
6/30/2015	<0.002		<0.005	<0.002	<0.002
7/15/2015	<0.002		<0.005	<0.002	<0.002
1/11/2016	<0.002		0.0073 (J)	<0.002	<0.002
3/22/2016	<0.002	<0.002	<0.005	<0.002	<0.002
5/16/2016		<0.002	<0.005	<0.002	<0.002
5/17/2016	<0.002				
7/11/2016			<0.005	<0.002	
7/12/2016	<0.002	<0.002			<0.002
9/12/2016				<0.002	
9/13/2016	<0.002	<0.002	<0.005		<0.002
11/16/2016				<0.002	<0.002
11/17/2016	<0.002	<0.002	<0.005		
1/16/2017	<0.002		<0.005	<0.002	<0.002
1/17/2017		<0.002			
3/20/2017	0.005	<0.002	<0.005	<0.002	<0.002
5/22/2017				<0.002	
5/23/2017	<0.002	<0.002	<0.005		<0.002
11/27/2017	<0.002		<0.005	<0.002	<0.002
2/21/2020		<0.002	<0.005		
2/22/2020	<0.002			<0.002	<0.002
10/23/2020	<0.002	<0.002	<0.005	<0.002	<0.002
3/15/2021	<0.002	<0.002	<0.005	<0.002	<0.002
10/6/2021	<0.002	<0.002	<0.005	<0.002	<0.002
3/14/2022	<0.002	<0.002	<0.005	<0.002	<0.002
10/3/2022	<0.002	<0.002	<0.005	<0.002	
10/4/2022					<0.002
4/17/2023				<0.002	<0.002
4/18/2023	<0.002	<0.002	<0.005		
10/26/2023	<0.002	<0.002	0.00125 (J)	<0.002	<0.002
3/18/2024				<0.002	
3/19/2024	<0.002	<0.002	0.00156 (J)		<0.002

ND substitution: RL or RL/2 if <15% NDs.

Time Series

Constituent: Chromium (mg/L) Analysis Run 5/3/2024 11:03 AM

Plant Daniel Data: Plant Daniel Gypsum CCR

	MW-5	MW-6	MW-7	MW-8	MW-9
3/21/2016			<0.002	<0.002	<0.002
3/22/2016	<0.002	<0.002			
5/16/2016		<0.002	<0.002		<0.002
5/17/2016	<0.002			<0.002	
7/11/2016		<0.002	<0.002	<0.002	<0.002
7/12/2016	<0.002				
9/12/2016		<0.002	<0.002		
9/13/2016	<0.002			<0.002	<0.002
11/16/2016	<0.002	<0.002	<0.002		
11/17/2016				<0.002	<0.002
1/16/2017	<0.002	<0.002	<0.002		
1/17/2017				<0.002	0.0024 (J)
3/20/2017	<0.002	<0.002	<0.002	<0.002	<0.002
5/22/2017		<0.002	<0.002		
5/23/2017	<0.002			<0.002	<0.002
2/21/2020			<0.002	<0.002	<0.002
2/22/2020	<0.002	<0.002			
10/22/2020			<0.002	<0.002	<0.002
10/23/2020	<0.002	<0.002			
3/15/2021	<0.002	<0.002	<0.002	<0.002	<0.002
10/6/2021	<0.002	<0.002	<0.002	<0.002	<0.002
3/14/2022				<0.002	<0.002
3/15/2022	<0.002	<0.002	<0.002		
10/3/2022			<0.002	<0.002	<0.002
10/4/2022	<0.002	<0.002			
4/18/2023	<0.002	<0.002	<0.002	<0.002	<0.002
10/26/2023	<0.002	<0.002	<0.002		
10/27/2023				<0.002	<0.002
3/18/2024		<0.002	<0.002		
3/19/2024	<0.002				
3/20/2024				<0.002	<0.002

ND substitution: RL or RL/2 if <15% NDs.

Time Series

Constituent: Cobalt (mg/L) Analysis Run 5/3/2024 11:03 AM

Plant Daniel Data: Plant Daniel Gypsum CCR

	MW-1 (bg)	MW-10 (bg)	MW-2 (bg)	MW-3	MW-4
3/22/2016	0.0044	0.00064 (B1J)	0.00084 (B1J)	0.002 (B1J)	0.0015 (B1J)
5/16/2016		0.00063 (J)	0.00073 (J)	0.0015 (J)	0.0018 (J)
5/17/2016	0.0043				
7/11/2016			0.00076 (J)	0.0016 (J)	
7/12/2016	0.0038	0.00066 (J)			0.0014 (J)
9/12/2016				0.0019 (J)	
9/13/2016	0.0038	0.00068 (J)	0.00059 (J)		0.0015 (J)
11/16/2016				0.0016 (J)	0.0016 (J)
11/17/2016	0.0035	0.00065 (J)	0.00071 (J)		
1/16/2017	0.0032		0.00078 (J)	0.0018 (J)	0.0015 (J)
1/17/2017		0.00058 (J)			
3/20/2017	0.0038	0.00064 (J)	0.00094 (J)	0.0017 (J)	0.0017 (J)
5/22/2017				0.0017 (J)	
5/23/2017	0.0033	0.00061 (J)	0.00096 (J)		0.0018 (J)
2/21/2020		0.000536 (J)	0.000809 (J)		
2/22/2020	0.00156 (J)			0.00328	0.00148 (J)
4/14/2020				0.00377	
4/15/2020	0.00177 (J)	0.000731 (J)	0.000986 (J)		0.00176 (J)
10/23/2020	0.00155	0.0011	0.000961	0.00289	0.00144
3/15/2021	0.00149	0.00103	0.000859	0.00341	0.00165
10/6/2021	0.00116	0.00121	0.000908	0.00327	0.00113
3/14/2022	0.00122	0.00112	0.000945	0.00259	0.00102
10/3/2022	0.000947	0.000543	0.00106	0.00202	
10/4/2022					0.00086
4/17/2023				0.00157	0.00103
4/18/2023	0.00104	0.0007	0.000965		
10/26/2023	0.0007	0.00047 (J)	0.000865	0.00158	0.00133
3/18/2024				0.00237	
3/19/2024	0.0009	0.000582	0.00138		0.00127

Time Series

Constituent: Cobalt (mg/L) Analysis Run 5/3/2024 11:03 AM

Plant Daniel Data: Plant Daniel Gypsum CCR

	MW-5	MW-6	MW-7	MW-8	MW-9
3/21/2016			0.0025	0.0015 (B1J)	0.0011 (B1J)
3/22/2016	0.00096 (B1J)	0.0027			
5/16/2016		0.0025	0.0022 (J)		0.001 (J)
5/17/2016	0.00079 (J)			0.0014 (J)	
7/11/2016		0.003	0.0023 (J)	0.0016 (J)	0.0012 (J)
7/12/2016	0.00099 (J)				
9/12/2016		0.0026	0.0024 (J)		
9/13/2016	0.00084 (J)			0.0019 (J)	0.0012 (J)
11/16/2016	0.00097 (J)	0.0026	0.0022 (J)		
11/17/2016				0.0014 (J)	0.0011 (J)
1/16/2017	0.00088 (J)	0.0022 (J)	0.0021 (J)		
1/17/2017				0.0014 (J)	0.0011 (J)
3/20/2017	0.00096 (J)	0.0024 (J)	0.0025	0.0017 (J)	0.0012 (J)
5/22/2017		0.0022 (J)	0.0025		
5/23/2017	0.001 (J)			0.0015 (J)	0.0012 (J)
2/21/2020			0.00118 (J)	0.0016 (J)	0.0011 (J)
2/22/2020	0.001 (J)	0.00131 (J)			
4/14/2020		0.00155 (J)	0.00131 (J)		
4/15/2020	0.00117 (J)			0.00171 (J)	0.00121 (J)
10/22/2020			0.00111	0.00104	0.00108
10/23/2020	0.000951	0.0014			
3/15/2021	0.00112	0.00177	0.00146	0.00127	0.00137
10/6/2021	0.00137	0.00274	0.00241	0.00111	0.000969
3/14/2022				0.00117	0.000757
3/15/2022	0.00164	0.00341	0.00361		
10/3/2022			0.00214	0.000726	0.000661
10/4/2022	0.00217	0.00196			
4/18/2023	0.0042	0.00213	0.00232	0.00079	0.00074
10/26/2023	0.00311	0.00237	0.00241		
10/27/2023				0.00067	0.000945
3/18/2024		0.00214	0.00264		
3/19/2024	0.00325				
3/20/2024				0.000675	0.000921

Time Series

Constituent: Combined Radium 226 + 228 (pCi/L) Analysis Run 5/3/2024 11:03 AM

Plant Daniel Data: Plant Daniel Gypsum CCR

	MW-1 (bg)	MW-10 (bg)	MW-2 (bg)	MW-3	MW-4
3/22/2016	6.64 (o)	0.498	0.828	2.09	1.13
5/16/2016		0.949	0.481	2.22	1.07
5/17/2016	4.16				
7/11/2016			0.629	1.58	
7/12/2016	0.478 (U)	0.248 (U)			0.701
9/12/2016				2.52	
9/13/2016	1.47	0.66	1.08		1
11/16/2016				1.62	1.45
11/17/2016	3.28	0.199 (U)	0.848		
1/16/2017	3.22		0.874	2.37	0.786
1/17/2017		0.575			
3/20/2017	2.85	0.221 (U)	0.704	1.87	1.04
5/22/2017				1.82	
5/23/2017	2.48	0.264 (U)	0.643		1.05
2/21/2020		1.01	0.278 (U)		
2/22/2020	1.29			3.17	0.845
4/14/2020				3.99	
4/15/2020	1.73	0.677	0.933		1.51
10/23/2020	1.94	1.17	0.517	2.74	1.6
3/15/2021	1.78	0.982	0.499	3.06	1.35
10/6/2021	1.81	0.606	1.65	5.48	1.39
3/14/2022	1.71	0.531	0.932	3.53	0.585
10/3/2022	1.81	0.151 (U)	1.21	3.21	
10/4/2022					0.719
4/17/2023				2.05	0.593
4/18/2023	0.996	1.21	0.782		
10/26/2023	1.52	0.444 (U)	1.78	2.75	0.793
3/18/2024				3.68	
3/19/2024	1.45	0.428 (U)	1.18		1.25

Time Series

Constituent: Combined Radium 226 + 228 (pCi/L) Analysis Run 5/3/2024 11:03 AM

Plant Daniel Data: Plant Daniel Gypsum CCR

	MW-5	MW-6	MW-7	MW-8	MW-9
3/21/2016			2.6	2.05	0.666
3/22/2016	1.43	1.15			
5/16/2016		1.25	3.23		1.06
5/17/2016	1.49			2.9	
7/11/2016		1.06	2.11	1.58	0.558 (U)
7/12/2016	1.65				
9/12/2016		1.27	2.67		
9/13/2016	1.51			1.7	1.04
11/16/2016	1.76	1.27	2.6		
11/17/2016				1.99	0.646
1/16/2017	1.83	1.48	2.82		
1/17/2017				2.54	0.777
3/20/2017	1.19	0.843	2.34	1.76	0.42
5/22/2017		0.878	2.44		
5/23/2017	0.851			2.09	0.574
2/21/2020			1.49	2.19	1.31
2/22/2020	0.786	0.649			
4/14/2020		0.702	1.36		
4/15/2020	1.02			2	0.76
10/22/2020			1.11	1.84	0.847
10/23/2020	1.42	1.25			
3/15/2021	1	0.911	1.41	1.78	0.674
10/6/2021	0.826	1.63	3.74	2.23	0.883
3/14/2022				2.16	0.715
3/15/2022	0.961	1.2	6.94		
10/3/2022			4.49	1.41	0.893
10/4/2022	1.32	1.66			
4/18/2023	1.55	0.606	5.17	1.18	0.65
10/26/2023	1.48	1	4.15		
10/27/2023				1.51	1.1
3/18/2024		0.868	3.64		
3/19/2024	2.2				
3/20/2024				1.46	0.781

Time Series

Constituent: Fluoride (mg/L) Analysis Run 5/3/2024 11:03 AM

Plant Daniel Data: Plant Daniel Gypsum CCR

	MW-1 (bg)	MW-10 (bg)	MW-2 (bg)	MW-3	MW-4
3/22/2016	0.04 (J)	<0.1	<0.1	0.04 (J)	<0.1
5/16/2016		<0.1	<0.1	0.04 (J)	<0.1
5/17/2016	0.04 (J)				
7/11/2016			<0.1	0.04 (J)	
7/12/2016	0.04 (J)	<0.1			<0.1
9/12/2016				0.04 (J)	
9/13/2016	<0.1	<0.1	<0.1		<0.1
11/16/2016				0.04 (J)	<0.1
11/17/2016	<0.1	<0.1	<0.1		
1/16/2017	<0.1		<0.1	<0.1	<0.1
1/17/2017		<0.1			
3/20/2017	<0.1	<0.1	<0.1	<0.1	<0.1
5/22/2017				0.04 (J)	
5/23/2017	0.04 (J)	<0.1	<0.1		<0.1
10/17/2017				0.05 (J)	
10/18/2017	0.04 (J)	<0.1	<0.1		<0.1
6/1/2018		<0.1			
6/2/2018	<0.1		<0.1	0.05 (J)	<0.1
11/7/2018				0.05 (J)	
11/8/2018	<0.1	<0.1	<0.1		<0.1
4/19/2019	<0.1	<0.1	0.0267 (J)	0.108	<0.1
6/7/2019				0.0937 (J)	
9/25/2019	<0.1	0.0267 (J)	<0.1	0.198	<0.1
11/29/2019				0.331 (o)	
2/21/2020		<0.1	<0.1		
2/22/2020	<0.1			0.222	<0.1
4/14/2020				0.23	
4/15/2020	<0.1	<0.1	<0.1		<0.1
10/23/2020	<0.1	<0.1	<0.1	0.0988 (J)	<0.1
3/15/2021	<0.1	<0.1	<0.1	0.0991 (J)	<0.1
10/6/2021	<0.1	<0.1	0.0269 (J)	0.11	<0.1
3/14/2022	<0.1	<0.1	0.0271 (J)	0.0643 (J)	<0.1
10/3/2022	<0.1	<0.1	<0.1	0.0388 (J)	
10/4/2022					<0.1
4/17/2023				0.0355 (J)	<0.1
4/18/2023	<0.1	<0.1	<0.1		
10/26/2023	0.0601 (J)	<0.1	0.0679 (J)	0.0891 (J)	0.0792 (J)
3/18/2024				0.0762 (J)	
3/19/2024	<0.1	0.0277 (J)	0.0267 (J)		<0.1

ND substitution: RL or RL/2 if <15% NDs.

Time Series

Constituent: Fluoride (mg/L) Analysis Run 5/3/2024 11:03 AM

Plant Daniel Data: Plant Daniel Gypsum CCR

	MW-5	MW-6	MW-7	MW-8	MW-9
3/21/2016			<0.1	<0.1	<0.1
3/22/2016	<0.1	<0.1			
5/16/2016		<0.1	0.04 (J)		<0.1
5/17/2016	<0.1			<0.1	
7/11/2016		<0.1	0.04 (J)	<0.1	<0.1
7/12/2016	<0.1				
9/12/2016		<0.1	<0.1		
9/13/2016	<0.1			<0.1	<0.1
11/16/2016	<0.1	<0.1	<0.1		
11/17/2016				<0.1	<0.1
1/16/2017	<0.1	<0.1	<0.1		
1/17/2017				<0.1	<0.1
3/20/2017	<0.1	<0.1	<0.1	<0.1	<0.1
5/22/2017		0.05 (J)	0.04 (J)		
5/23/2017	<0.1			<0.1	<0.1
10/18/2017	<0.1	<0.1	<0.1	<0.1	<0.1
6/1/2018			<0.1	<0.1	<0.1
6/2/2018	<0.1	<0.1			
11/7/2018			<0.1	<0.1	
11/8/2018	<0.1	<0.1			<0.1
4/19/2019	<0.1	<0.1	<0.1	<0.1	<0.1
9/25/2019	<0.1	<0.1	<0.1	0.0277 (J)	0.0313 (J)
2/21/2020			<0.1	<0.1	<0.1
2/22/2020	<0.1	<0.1			
4/14/2020		0.0304 (J)	<0.1		
4/15/2020	<0.1			<0.1	<0.1
10/22/2020			<0.1	<0.1	<0.1
10/23/2020	<0.1	<0.1			
3/15/2021	<0.1	<0.1	0.027 (J)	<0.1	<0.1
10/6/2021	<0.1	<0.1	0.0317 (J)	0.0458 (J)	<0.1
3/14/2022				<0.1	<0.1
3/15/2022	<0.1	0.0268 (J)	0.0609 (J)		
10/3/2022			0.032 (J)	<0.1	<0.1
10/4/2022	<0.1	<0.1			
4/18/2023	<0.1	<0.1	0.0348 (J)	<0.1	<0.1
10/26/2023	0.0942 (J)	0.084 (J)	0.0398 (J)		
10/27/2023				<0.1	0.0267 (J)
3/18/2024		0.0268 (J)	0.061 (J)		
3/19/2024	0.0333 (J)				
3/20/2024				0.0434 (J)	0.0421 (J)

ND substitution: RL or RL/2 if <15% NDs.

Time Series

Constituent: Lead (mg/L) Analysis Run 5/3/2024 11:03 AM

Plant Daniel Data: Plant Daniel Gypsum CCR

	MW-1 (bg)	MW-10 (bg)	MW-2 (bg)	MW-3	MW-4
3/22/2016	<0.001	<0.001	<0.00035	0.00038 (B1J)	<0.001
5/16/2016		<0.001	<0.00035	0.00047 (J)	<0.001
5/17/2016	<0.001				
7/11/2016			<0.00035	0.0004 (J)	
7/12/2016	<0.001	<0.001			<0.001
9/12/2016				<0.0013	
9/13/2016	<0.001	<0.001	<0.00035		<0.001
11/16/2016				0.00041 (J)	<0.001
11/17/2016	<0.001	<0.001	<0.00035		
1/16/2017	<0.001		<0.00035	0.00039 (J)	<0.001
1/17/2017		<0.001			
3/20/2017	<0.001	<0.001	<0.00035	0.00039 (J)	<0.001
5/22/2017				0.00044 (J)	
5/23/2017	<0.001	<0.001	<0.00035		<0.001
2/21/2020		<0.001	0.000189 (J)		
2/22/2020	<0.001			0.00126	<0.001
4/14/2020				0.00142	
4/15/2020	0.000434 (J)	<0.001	0.000486 (J)		0.000192 (J)
10/23/2020	<0.001	0.000162 (J)	0.000176 (J)	0.00083 (J)	<0.001
3/15/2021	<0.001	<0.001	0.000169 (J)	0.000889 (J)	<0.001
10/6/2021	0.000171 (J)	<0.001	0.00023 (J)	0.00107	0.000161 (J)
3/14/2022	0.000227 (J)	<0.001	0.000267 (J)	0.000932 (J)	0.000224 (J)
10/3/2022	<0.001	<0.001	0.000308 (J)	0.000758 (J)	
10/4/2022					<0.001
4/17/2023				0.000545 (J)	<0.001
4/18/2023	<0.001	<0.001	0.000255 (J)		
10/26/2023	<0.001	<0.001	0.000225 (J)	0.000545 (J)	<0.001
3/18/2024				0.000569 (J)	
3/19/2024	<0.001	<0.001	0.000509 (J)		<0.001

ND substitution: RL or RL/2 if <15% NDs.

Time Series

Constituent: Lead (mg/L) Analysis Run 5/3/2024 11:03 AM

Plant Daniel Data: Plant Daniel Gypsum CCR

	MW-5	MW-6	MW-7	MW-8	MW-9
3/21/2016			<0.001	<0.001	<0.001
3/22/2016	<0.001	<0.001			
5/16/2016		<0.001	<0.001		<0.001
5/17/2016	<0.001			<0.001	
7/11/2016		<0.001	<0.001	<0.001	<0.001
7/12/2016	<0.001				
9/12/2016		<0.001	<0.001		
9/13/2016	<0.001			<0.001	<0.001
11/16/2016	<0.001	<0.001	<0.001		
11/17/2016				<0.001	<0.001
1/16/2017	<0.001	<0.001	<0.001		
1/17/2017				<0.001	<0.001
3/20/2017	<0.001	<0.001	<0.001	<0.001	<0.001
5/22/2017		<0.001	<0.001		
5/23/2017	<0.001			<0.001	<0.001
2/21/2020			0.000132 (J)	0.000128 (J)	0.00017 (J)
2/22/2020	<0.001	<0.001			
4/14/2020		<0.001	0.000165 (J)		
4/15/2020	0.000153 (J)			0.000147 (J)	0.000215 (J)
10/22/2020			<0.001	<0.001	<0.001
10/23/2020	<0.001	<0.001			
3/15/2021	<0.001	<0.001	<0.001	<0.001	0.000159 (J)
10/6/2021	<0.001	<0.001	0.00017 (J)	<0.001	<0.001
3/14/2022				<0.001	<0.001
3/15/2022	0.000592 (J)	<0.001	0.000368 (J)		
10/3/2022			0.000219 (J)	<0.001	<0.001
10/4/2022	<0.001	<0.001			
4/18/2023	<0.001	<0.001	0.000225 (J)	<0.001	<0.001
10/26/2023	<0.001	<0.001	0.000215 (J)		
10/27/2023				<0.001	<0.001
3/18/2024		<0.001	<0.001		
3/19/2024	<0.001				
3/20/2024				<0.001	<0.001

ND substitution: RL or RL/2 if <15% NDs.

Time Series

Constituent: Lithium (mg/L) Analysis Run 5/3/2024 11:03 AM

Plant Daniel Data: Plant Daniel Gypsum CCR

	MW-1 (bg)	MW-10 (bg)	MW-2 (bg)	MW-3	MW-4
3/22/2016	<0.005	0.0038	<0.005	<0.005	<0.005
5/16/2016		<0.005	<0.005	<0.005	<0.005
5/17/2016	<0.005				
7/11/2016			<0.005	<0.005	
7/12/2016	<0.005	<0.005			<0.005
9/12/2016				<0.005	
9/13/2016	<0.005	<0.005	<0.005		<0.005
11/16/2016				<0.005	<0.005
11/17/2016	<0.005	<0.005	<0.005		
1/16/2017	<0.005		<0.005	<0.005	<0.005
1/17/2017		<0.005			
3/20/2017	<0.005	<0.005	<0.005	<0.005	<0.005
5/22/2017				<0.005	
5/23/2017	<0.005	<0.005	<0.005		<0.005
2/21/2020		<0.005	<0.005		
2/22/2020	<0.005			<0.005	<0.005
10/23/2020	<0.005	<0.005	<0.005	<0.005	<0.005
3/15/2021	<0.005	<0.005	<0.005	<0.005	<0.005
10/6/2021	<0.005	<0.005	<0.005	<0.005	<0.005
3/14/2022	0.000867 (J)	0.00116 (J)	0.000994 (J)	0.00145 (J)	0.00205 (J)
10/3/2022	0.00108 (J)	<0.005	0.00133 (J)	0.00168 (J)	
10/4/2022					0.00206 (J)
4/17/2023				0.00208 (J)	<0.005
4/18/2023	<0.005	<0.005	<0.005		
10/26/2023	<0.005	<0.005	<0.005	<0.005	<0.005
3/18/2024				0.00202 (J)	
3/19/2024	<0.005	<0.005	0.00162 (J)		0.00225 (J)

ND substitution: RL or RL/2 if <15% NDs.

Time Series

Constituent: Lithium (mg/L) Analysis Run 5/3/2024 11:03 AM

Plant Daniel Data: Plant Daniel Gypsum CCR

	MW-5	MW-6	MW-7	MW-8	MW-9
3/21/2016			<0.005	<0.005	<0.005
3/22/2016	<0.005	<0.005			
5/16/2016		<0.005	<0.005		<0.005
5/17/2016	<0.005			<0.005	
7/11/2016		<0.005	<0.005	<0.005	<0.005
7/12/2016	<0.005				
9/12/2016		<0.005	<0.005		
9/13/2016	<0.005			<0.005	<0.005
11/16/2016	<0.005	<0.005	<0.005		
11/17/2016				<0.005	<0.005
1/16/2017	<0.005	<0.005	<0.005		
1/17/2017				<0.005	<0.005
3/20/2017	<0.005	<0.005	<0.005	<0.005	<0.005
5/22/2017		<0.005	<0.005		
5/23/2017	<0.005			<0.005	<0.005
2/21/2020			<0.005	<0.005	<0.005
2/22/2020	<0.005	<0.005			
10/22/2020			<0.005	<0.005	<0.005
10/23/2020	<0.005	<0.005			
3/15/2021	<0.005	<0.005	<0.005	<0.005	<0.005
10/6/2021	<0.005	<0.005	<0.005	<0.005	<0.005
3/14/2022				0.00105 (J)	0.0011 (J)
3/15/2022	0.00142 (J)	0.00191 (J)	0.00192 (J)		
10/3/2022			0.00179 (J)	0.000959 (J)	0.00106 (J)
10/4/2022	0.00138 (J)	0.00139 (J)			
4/18/2023	<0.005	<0.005	0.00271 (J)	<0.005	0.00209 (J)
10/26/2023	<0.005	<0.005	<0.005		
10/27/2023				<0.005	<0.005
3/18/2024		<0.005	0.00168 (J)		
3/19/2024	<0.005				
3/20/2024				<0.005	<0.005

ND substitution: RL or RL/2 if <15% NDs.

Time Series

Constituent: Mercury (mg/L) Analysis Run 5/3/2024 11:03 AM

Plant Daniel Data: Plant Daniel Gypsum CCR

	MW-1 (bg)	MW-10 (bg)	MW-2 (bg)	MW-3	MW-4
1/29/2015	9.9E-05 (J)		0.00012 (J)	0.00012 (J)	0.00012 (J)
3/3/2015	<0.0002		<0.0002	<0.0002	<0.0002
4/7/2015	<0.0002		<0.0002	<0.0002	<0.0002
5/14/2015	<0.0002		<0.0002	<0.0002	<0.0002
6/3/2015	<0.0002		<0.0002	8.5E-05 (J)	<0.0002
6/18/2015	<0.0002		<0.0002	<0.0002	<0.0002
6/30/2015	<0.0002		<0.0002	<0.0002	<0.0002
7/15/2015	<0.0002		<0.0002	<0.0002	<0.0002
1/11/2016	<0.0002		8.7E-05 (J)	8.8E-05 (J)	8.7E-05 (J)
3/22/2016	<0.0002 (*)	<0.0002 (*)	<0.0002 (*)	<0.0002 (*)	<0.0002 (*)
5/16/2016		<0.0002	<0.0002	<0.0002	<0.0002
5/17/2016	<0.0002				
7/11/2016			<0.0002	<0.0002	
7/12/2016	<0.0002	<0.0002			<0.0002
9/12/2016				<0.0002	
9/13/2016	<0.0002	<0.0002	<0.0002		<0.0002
11/16/2016				<0.0002	<0.0002
11/17/2016	<0.0002	<0.0002	<0.0002		
1/16/2017	<0.0002		<0.0002	<0.0002	<0.0002
1/17/2017		<0.0002			
3/20/2017	<0.0002	<0.0002	<0.0002	<0.0002	<0.0002
5/22/2017				<0.0002	
5/23/2017	<0.0002	<0.0002	<0.0002		<0.0002
11/27/2017	0.00031		<0.0002	<0.0002	0.00022
2/21/2020		<0.0002	<0.0002		
2/22/2020	<0.0002			<0.0002	<0.0002
10/23/2020	<0.0002	<0.0002	<0.0002	<0.0002	<0.0002
3/15/2021	<0.0002	<0.0002	<0.0002	<0.0002	<0.0002
10/6/2021	<0.0002	<0.0002	<0.0002	<0.0002	<0.0002
3/14/2022	<0.0002	<0.0002	<0.0002	<0.0002	<0.0002
10/3/2022	<0.0002	<0.0002	<0.0002	<0.0002	
10/4/2022					<0.0002
4/17/2023				<0.0002	<0.0002
4/18/2023	<0.0002	<0.0002	<0.0002		
10/26/2023	<0.0002	<0.0002	<0.0002	<0.0002	<0.0002
3/18/2024				<0.0002	
3/19/2024	<0.0002	<0.0002	<0.0002		<0.0002

ND substitution: RL or RL/2 if <15% NDs.

Time Series

Constituent: Mercury (mg/L) Analysis Run 5/3/2024 11:03 AM

Plant Daniel Data: Plant Daniel Gypsum CCR

	MW-5	MW-6	MW-7	MW-8	MW-9
3/21/2016			<0.0002 (*)	<0.0002 (*)	<0.0002 (*)
3/22/2016	<0.0002 (*)	<0.0002 (*)			
5/16/2016		<0.0002	<0.0002		<0.0002
5/17/2016	<0.0002			<0.0002	
7/11/2016		<0.0002	<0.0002	<0.0002	<0.0002
7/12/2016	<0.0002				
9/12/2016		<0.0002	<0.0002		
9/13/2016	<0.0002			<0.0002	<0.0002
11/16/2016	<0.0002	<0.0002	<0.0002		
11/17/2016				<0.0002	<0.0002
1/16/2017	<0.0002	<0.0002	<0.0002		
1/17/2017				<0.0002	<0.0002
3/20/2017	<0.0002	<0.0002	<0.0002	<0.0002	<0.0002
5/22/2017		<0.0002	<0.0002		
5/23/2017	<0.0002			<0.0002	<0.0002
2/21/2020			<0.0002	<0.0002	<0.0002
2/22/2020	<0.0002	<0.0002			
10/22/2020			<0.0002	<0.0002	<0.0002
10/23/2020	<0.0002	<0.0002			
3/15/2021	<0.0002	<0.0002	<0.0002	<0.0002	<0.0002
10/6/2021	<0.0002	<0.0002	<0.0002	<0.0002	<0.0002
3/14/2022				<0.0002	<0.0002
3/15/2022	<0.0002	<0.0002	<0.0002		
10/3/2022			<0.0002	<0.0002	<0.0002
10/4/2022	<0.0002	0.00143			
4/18/2023	<0.0002	0.00242	<0.0002	<0.0002	<0.0002
10/26/2023	<0.0002	0.000149 (J)	<0.0002		
10/27/2023				<0.0002	<0.0002
3/18/2024		0.000163 (J)	<0.0002		
3/19/2024	<0.0002				
3/20/2024				<0.0002	<0.0002

ND substitution: RL or RL/2 if <15% NDs.

Time Series

Constituent: Molybdenum (mg/L) Analysis Run 5/3/2024 11:03 AM

Plant Daniel Data: Plant Daniel Gypsum CCR

	MW-1 (bg)	MW-10 (bg)	MW-2 (bg)	MW-3	MW-4
3/22/2016	<0.005	<0.005	<0.005	<0.005	<0.005
5/16/2016		<0.005	<0.005	<0.005	<0.005
5/17/2016	<0.005				
7/11/2016			<0.005	<0.005	
7/12/2016	<0.005	<0.005			<0.005
9/12/2016				<0.005	
9/13/2016	<0.005	<0.005	<0.005		<0.005
11/16/2016				<0.005	<0.005
11/17/2016	<0.005	<0.005	<0.005		
1/16/2017	<0.005		<0.005	<0.005	<0.005
1/17/2017		<0.005			
3/20/2017	<0.005 (*)	<0.005 (*)	<0.005	<0.005 (*)	<0.005
5/22/2017				<0.005	
5/23/2017	0.0043 (J)	<0.005	0.0023 (J)		<0.005
2/21/2020		<0.005	<0.005		
2/22/2020	<0.005			<0.005	<0.005
10/23/2020	<0.005	<0.005	<0.005	<0.005	<0.005
3/15/2021	<0.005	<0.005	<0.005	<0.005	<0.005
10/6/2021	<0.005	<0.005	<0.005	<0.005	<0.005
3/14/2022	<0.005	<0.005	<0.005	<0.005	<0.005
10/3/2022	<0.005	<0.005	<0.005	<0.005	
10/4/2022					<0.005
4/17/2023				<0.005	<0.005
4/18/2023	<0.005	<0.005	<0.005		
10/26/2023	<0.005	<0.005	<0.005	<0.005	<0.005
3/18/2024				<0.005	
3/19/2024	<0.005	<0.005	<0.005		<0.005

ND substitution: RL or RL/2 if <15% NDs.

Time Series

Constituent: Molybdenum (mg/L) Analysis Run 5/3/2024 11:03 AM

Plant Daniel Data: Plant Daniel Gypsum CCR

	MW-5	MW-6	MW-7	MW-8	MW-9
3/21/2016			<0.005	<0.005	<0.005
3/22/2016	<0.005	<0.005			
5/16/2016		<0.005	<0.005		<0.005
5/17/2016	<0.005			<0.005	
7/11/2016		<0.005	<0.005	<0.005	<0.005
7/12/2016	<0.005				
9/12/2016		<0.005	<0.005		
9/13/2016	<0.005			<0.005	<0.005
11/16/2016	<0.005	<0.005	<0.005		
11/17/2016				<0.005	<0.005
1/16/2017	<0.005	<0.005	<0.005		
1/17/2017				<0.005	<0.005
3/20/2017	<0.005	<0.005	<0.005	<0.005	<0.005
5/22/2017		<0.005	<0.005		
5/23/2017	<0.005			<0.005	<0.005
2/21/2020			<0.005	<0.005	<0.005
2/22/2020	<0.005	<0.005			
10/22/2020			<0.005	<0.005	<0.005
10/23/2020	<0.005	<0.005			
3/15/2021	<0.005	<0.005	<0.005	0.00192 (J)	<0.005
10/6/2021	<0.005	<0.005	<0.005	<0.005	<0.005
3/14/2022				<0.005	<0.005
3/15/2022	<0.005	<0.005	<0.005		
10/3/2022			<0.005	<0.005	<0.005
10/4/2022	<0.005	<0.005			
4/18/2023	<0.005	<0.005	<0.005	<0.005	<0.005
10/26/2023	<0.005	<0.005	<0.005		
10/27/2023				<0.005	<0.005
3/18/2024		<0.005	<0.005		
3/19/2024	<0.005				
3/20/2024				<0.005	<0.005

ND substitution: RL or RL/2 if <15% NDs.

Time Series

Constituent: pH (SU) Analysis Run 5/3/2024 11:03 AM

Plant Daniel Data: Plant Daniel Gypsum CCR

	MW-1 (bg)	MW-10 (bg)	MW-2 (bg)	MW-3	MW-4
1/29/2015	5.84		5.68	4.63	5.09
3/3/2015	5.7		5.61	4.69	5.05
4/7/2015	5.39		5.43	4.46	4.87
5/14/2015	5.26		5.37	4.5	4.88
6/3/2015	5.37		5.29	4.45	4.82
6/18/2015	5.23		5.22	4.51	4.95
6/30/2015	5.28		5.07	4.48	4.86
7/15/2015	5.08		5.17	4.7	4.88
1/11/2016	5.42		4.96	4.9	5.17
3/22/2016	4.97	5.34	4.81	4.51	4.87
5/16/2016		5.48	4.82	4.54	4.95
5/17/2016	5.33				
7/11/2016			4.88	4.59	
7/12/2016	4.78	4.95			4.82
9/12/2016				4.46	
9/13/2016	4.83	4.95	4.86		4.82
11/16/2016				4.34	4.71
11/17/2016	4.66	4.86	4.79		
1/16/2017	4.85		4.79	4.39	4.82
1/17/2017		5.18			
3/20/2017	4.88	4.97	4.87	4.26	4.69
5/22/2017				4.44	
5/23/2017	4.8	4.91	4.84		4.74
10/17/2017				4.51	
10/18/2017	5.55	4.97	4.92		4.78
6/1/2018		5.07			
6/2/2018	5.18		4.88	4.51	4.92
11/7/2018				4.46	
11/8/2018	5.15	5.09	4.92		4.91
4/19/2019	4.89	5.13	4.85	4.38	4.91
9/25/2019	4.83	4.9	4.79	4.27	4.79
2/21/2020		5.05	4.82		
2/22/2020	4.83			4.39	4.95
4/14/2020				4.36	
4/15/2020	4.78	4.98	4.9		4.9
10/23/2020	4.78	4.9	4.8	4.72	4.89
3/15/2021	4.81	4.93	4.83	4.56	4.87
10/6/2021	4.9	5.03	4.89	4.36	4.77
3/14/2022	4.65	4.88	4.62	4.47	4.84
10/3/2022	4.92	5.13	4.75	4.38	
10/4/2022					4.76
4/17/2023				4.4	4.61
4/18/2023	4.8	4.84	4.61		
10/26/2023	5.05	5.35	4.96	4.44	4.67
3/18/2024				4.58	
3/19/2024	4.94	5.22	4.84		4.78

Time Series

Constituent: pH (SU) Analysis Run 5/3/2024 11:03 AM

Plant Daniel Data: Plant Daniel Gypsum CCR

	MW-5	MW-6	MW-7	MW-8	MW-9
3/21/2016			4.46	4.97	4.85
3/22/2016	4.79	4.68			
5/16/2016		4.73	4.55		5.01
5/17/2016	4.81			4.5	
7/11/2016		4.71	5.16	4.51	4.87
7/12/2016	4.71				
9/12/2016		4.63	4.44		
9/13/2016	4.76			4.71	4.92
11/16/2016	4.65	4.57	4.36		
11/17/2016				4.49	4.82
1/16/2017	4.76	4.61	4.47		
1/17/2017				4.77	4.89
3/20/2017	4.61	4.49	4.22	4.54	4.92
5/22/2017		4.61	4.38		
5/23/2017	4.73			7.14 (o)	4.86
10/18/2017	5.07	4.63	4.49	4.81	4.96
12/15/2017	4.86 (R)				
6/1/2018			4.54	4.66	5.02
6/2/2018	4.87	4.75			
11/7/2018			4.48	4.54	
11/8/2018	4.9	4.69			4.98
4/19/2019	4.86	4.72	4.51	4.63	4.94
9/24/2019				4.57	4.86
9/25/2019	4.82	4.67	4.47		
2/21/2020			4.44	4.57	4.78
2/22/2020		4.78			
4/14/2020		4.75	4.73		
4/15/2020	4.74			4.69	4.87
10/22/2020			4.59	4.7	4.86
10/23/2020	4.91	4.72			
3/15/2021	4.85	4.69	4.52	4.78	4.88
10/6/2021	5.05	4.56	4.35	4.86	4.98
3/14/2022				4.65	4.76
3/15/2022	4.92	4.64	4.24		
10/3/2022			4.37	4.82	4.95
10/4/2022	4.84	4.62			
4/18/2023	4.58	4.56	4.32	4.66	4.75
10/26/2023	4.96	4.65	4.39		
10/27/2023				4.73	4.91
3/18/2024		4.77	4.48		
3/19/2024	4.97				
3/20/2024				4.84	5.01

Time Series

Constituent: Selenium (mg/L) Analysis Run 5/3/2024 11:03 AM

Plant Daniel Data: Plant Daniel Gypsum CCR

	MW-1 (bg)	MW-10 (bg)	MW-2 (bg)	MW-3	MW-4
1/29/2015	<0.005		<0.005	<0.005	<0.005
3/3/2015	<0.005		<0.005	<0.005	<0.005
4/7/2015	<0.005		<0.005	<0.005	<0.005
5/14/2015	<0.005		<0.005	<0.005	<0.005
6/3/2015	0.0046 (J)		<0.005	<0.005	<0.005
6/18/2015	<0.005		<0.005	0.0056 (J)	<0.005
6/30/2015	<0.005		0.0059 (J)	0.0062 (J)	0.0044 (J)
7/15/2015	<0.005		<0.005	<0.005	<0.005
1/11/2016	<0.005		<0.005	<0.005	<0.005
3/22/2016	0.00065 (J)	<0.005	<0.005	<0.005	<0.005
5/16/2016		<0.005	<0.005	<0.005	<0.005
5/17/2016	<0.005				
7/11/2016			<0.005	<0.005	
7/12/2016	0.00032 (J)	<0.005			<0.005
9/12/2016				<0.005	
9/13/2016	<0.005 (*)	<0.005	<0.005		<0.005
11/16/2016				<0.005	<0.005
11/17/2016	<0.005	<0.005	<0.005		
1/16/2017	<0.005		<0.005	<0.005	<0.005
1/17/2017		<0.005			
3/20/2017	0.0027	0.0027	<0.005	<0.005 (*)	<0.005
5/22/2017				<0.005	
5/23/2017	0.0022	<0.005	0.00082 (J)		<0.005
11/27/2017	0.007		0.0071	<0.005	<0.005
2/21/2020		<0.005	<0.005		
2/22/2020	<0.005			<0.005	<0.005
10/23/2020	<0.005	<0.005	<0.005	<0.005	<0.005
3/15/2021	<0.005	<0.005	<0.005	<0.005	<0.005
10/6/2021	<0.005	<0.005	<0.005	<0.005	<0.005
3/14/2022	<0.005	<0.005	<0.005	<0.005	<0.005
10/3/2022	<0.005	<0.005	0.000773 (J)	<0.005	
10/4/2022					<0.005
4/17/2023				<0.005	<0.005
4/18/2023	<0.005	<0.005	<0.005		
10/26/2023	<0.005	<0.005	<0.005	<0.005	<0.005
3/18/2024				<0.005	
3/19/2024	<0.005	<0.005	0.00142 (J)		<0.005

ND substitution: RL or RL/2 if <15% NDs.

Time Series

Constituent: Selenium (mg/L) Analysis Run 5/3/2024 11:03 AM

Plant Daniel Data: Plant Daniel Gypsum CCR

	MW-5	MW-6	MW-7	MW-8	MW-9
3/21/2016			<0.005	<0.005	<0.005
3/22/2016	<0.005	<0.005			
5/16/2016		<0.005	<0.005		0.00031 (J)
5/17/2016	<0.005			<0.005	
7/11/2016		<0.005	<0.005	<0.005	0.0004 (J)
7/12/2016	<0.005				
9/12/2016		<0.005	<0.005		
9/13/2016	<0.005			<0.005	<0.005 (*)
11/16/2016	<0.005	<0.005	<0.005		
11/17/2016				<0.005	<0.005
1/16/2017	<0.005	<0.005	<0.005		
1/17/2017				<0.005	<0.005
3/20/2017	<0.005	<0.005	<0.005	<0.005	<0.005
5/22/2017		<0.005	<0.005		
5/23/2017	0.0003 (J)			<0.005	<0.005
2/21/2020			<0.005	<0.005	<0.005
2/22/2020	<0.005	<0.005			
10/22/2020			<0.005	<0.005	<0.005
10/23/2020	<0.005	<0.005			
3/15/2021	<0.005	<0.005	<0.005	<0.005	<0.005
10/6/2021	<0.005	<0.005	<0.005	<0.005	<0.005
3/14/2022				<0.005	<0.005
3/15/2022	<0.005	<0.005	<0.005		
10/3/2022			<0.005	<0.005	<0.005
10/4/2022	<0.005	<0.005			
4/18/2023	<0.005	<0.005	<0.005	<0.005	<0.005
10/26/2023	<0.005	<0.005	<0.005		
10/27/2023				<0.005	<0.005
3/18/2024		<0.005	<0.005		
3/19/2024	<0.005				
3/20/2024				<0.005	<0.005

ND substitution: RL or RL/2 if <15% NDs.

Time Series

Constituent: Sulfate (mg/L) Analysis Run 5/3/2024 11:03 AM

Plant Daniel Data: Plant Daniel Gypsum CCR

	MW-1 (bg)	MW-10 (bg)	MW-2 (bg)	MW-3	MW-4
1/29/2015	2.4 (J)		<1	<1.4	<5
3/3/2015	3.2 (J)		<1	<1.4	<5
4/7/2015	2.6 (J)		<1	<1.4	<5
5/14/2015	3 (J)		<1	<1.4	<5
6/3/2015	2.8 (J)		<1	<1.4	<5
6/18/2015	3.9 (J)		<1	<1.4	<5
6/30/2015	2.9 (J)		<1	<1.4	<5
7/15/2015	2.6 (J)		<1	<1.4	<5
1/11/2016	4.5 (J)		<1	<1.4	<5
3/22/2016	4 (J)	<1	<1	<1.4	<5
5/16/2016		<1	<1	<1.4	<5
5/17/2016	4.1 (J)				
7/11/2016			1.4 (J)	<1.4	
7/12/2016	5.2	<1			<5
9/12/2016				<1.4	
9/13/2016	5.5	1.6 (J)	<1		<5
11/16/2016				<1.4	<5
11/17/2016	5.9	<1	<1		
1/16/2017	6.6		<1	<1.4	<5
1/17/2017		<1			
3/20/2017	<6.6	<1	<1	<1.4	<5
5/22/2017				<1.4	
5/23/2017	6	<1	<1		<5
10/17/2017				<1.4	
10/18/2017	8	<1	<1		<5
11/27/2017	9.5		3.1	2.9	4.1
12/16/2017	7.7 (RS)				
6/1/2018		2.1 (J)			
6/2/2018	12		<1	<1.4	1.9 (J)
11/7/2018				2.1 (J)	
11/8/2018	10	<1	<1		1.8 (J)
4/19/2019	10.1	0.702 (J)	0.468 (J)	19.5	2.1
6/7/2019	8.98			19.2	
9/25/2019	8.87	0.648 (J)	0.436 (J)	65.1 (o)	2.3
11/29/2019	9.09			107 (o)	
4/14/2020				194 (o)	
4/15/2020	9.84	<1	<1		2
10/23/2020	8.82	0.515 (J)	0.405 (J)	142 (o)	1.75
3/15/2021	9.05	<1	<1	116 (o)	1.94
10/6/2021	10.3	<1	<1	2.93	1.97
3/14/2022	9.59	<1	0.861 (J)	2.2	2.04
10/3/2022	8.36	3.38	<1	1.25	
10/4/2022					1.86
4/17/2023				1.58	2.15
4/18/2023	7.46	3.39	0.784 (J)		
10/26/2023	9.32	4.98	1.05	1.97	3.13
3/18/2024				14.8	
3/19/2024	9.25	5	0.888 (J)		3

ND substitution: RL or RL/2 if <15% NDs.

Time Series

Constituent: Sulfate (mg/L) Analysis Run 5/3/2024 11:03 AM

Plant Daniel Data: Plant Daniel Gypsum CCR

	MW-5	MW-6	MW-7	MW-8	MW-9
3/21/2016			<1	<1	<1
3/22/2016	<5	2.9 (J)			
5/16/2016		2.7 (J)	<1		1.7 (J)
5/17/2016	<5			<1	
7/11/2016		2.5 (J)	<1	<1	1.5 (J)
7/12/2016	<5				
9/12/2016		2.8 (J)	<1		
9/13/2016	<5			<1	1.5 (J)
11/16/2016	<5	3.1 (J)	<1		
11/17/2016				<1	<1
1/16/2017	<5	2.1	<1		
1/17/2017				<1	<1
3/20/2017	<5	<5	<1	<1	<1
5/22/2017		1.9 (J)	<1		
5/23/2017	<5			<1	<1
10/18/2017	<5	<5	<1	<1	<1
6/1/2018			<1	1.4 (J)	3.3 (J)
6/2/2018	3.4 (J)	1.8 (J)			
11/7/2018			<1	<1	
11/8/2018	3.1 (J)	1.6 (J)			1.8 (J)
4/19/2019	3.82	1.96	0.449 (J)	0.906 (J)	2.3
9/25/2019	3.52	1.98	1.57	<1	<1
4/14/2020		1.85	<1		
4/15/2020	3.38			<1	1.64
10/22/2020			<1	0.657 (J)	1.46
10/23/2020	3.33	1.75			
3/15/2021	3.42	1.8	<1	1.2	1.37
10/6/2021	6.05	0.802 (J)	<1	4.11	2.4
3/14/2022				3.09	1.58
3/15/2022	5.54	0.791 (J)	<1		
10/3/2022			<1	3.06	2.45
10/4/2022	6.61	0.791 (J)			
4/18/2023	7.27	1.23	<1	2.83	2.88
10/26/2023	7.15	1.95	<1		
10/27/2023				2.55	3.34
3/18/2024		6.3	<1		
3/19/2024	5.39				
3/20/2024				2.34	2.68

ND substitution: RL or RL/2 if <15% NDs.

Time Series

Constituent: Thallium (mg/L) Analysis Run 5/3/2024 11:03 AM

Plant Daniel Data: Plant Daniel Gypsum CCR

	MW-1 (bg)	MW-10 (bg)	MW-2 (bg)	MW-3	MW-4
3/22/2016	9E-05 (J)	<0.001	<0.001	<0.001	<0.001
5/16/2016		<0.001	<0.001	<0.001	<0.001
5/17/2016	<0.001				
7/11/2016			<0.001	<0.001	
7/12/2016	<0.001	<0.001			<0.001
9/12/2016				<0.001	
9/13/2016	<0.001	<0.001	<0.001		<0.001
11/16/2016				<0.001	<0.001
11/17/2016	<0.001	<0.001	<0.001		
1/16/2017	<0.001		<0.001	<0.001	<0.001
1/17/2017		<0.001			
3/20/2017	<0.001	<0.001	<0.001	<0.001	<0.001
5/22/2017				<0.001	
5/23/2017	9E-05 (J)	<0.001	<0.001		<0.001
2/21/2020		<0.001	<0.001		
2/22/2020	<0.001			<0.001	<0.001
10/23/2020	<0.001	0.00039 (J)	0.000234 (J)	<0.001	<0.001
3/15/2021	<0.001	<0.001	<0.001	<0.001	<0.001
10/6/2021	0.000249 (J)	<0.001	0.000191 (J)	0.000269 (J)	<0.001
3/14/2022	<0.001	<0.001	<0.001	<0.001	<0.001
10/3/2022	<0.001	<0.001	<0.001	<0.001	
10/4/2022					<0.001
4/17/2023				<0.001	<0.001
4/18/2023	<0.001	<0.001	<0.001		
10/26/2023	<0.001	<0.001	<0.001	<0.001	<0.001
3/18/2024				<0.001	
3/19/2024	0.000541 (J)	<0.001	0.000892 (J)		<0.001

ND substitution: RL or RL/2 if <15% NDs.

Time Series

Constituent: Thallium (mg/L) Analysis Run 5/3/2024 11:03 AM

Plant Daniel Data: Plant Daniel Gypsum CCR

	MW-5	MW-6	MW-7	MW-8	MW-9
3/21/2016			<0.001	<0.001	<0.001
3/22/2016	<0.001	<0.001			
5/16/2016		<0.001	<0.001		<0.001
5/17/2016	<0.001			<0.001	
7/11/2016		<0.001	<0.001	<0.001	<0.001
7/12/2016	<0.001				
9/12/2016		<0.001	<0.001		
9/13/2016	<0.001			<0.001	<0.001
11/16/2016	<0.001	<0.001	<0.001		
11/17/2016				<0.001	<0.001
1/16/2017	<0.001	<0.001	<0.001		
1/17/2017				<0.001	<0.001
3/20/2017	<0.001	<0.001	<0.001	<0.001	<0.001
5/22/2017		<0.001	<0.001		
5/23/2017	<0.001			<0.001	<0.001
2/21/2020			<0.001	<0.001	<0.001
2/22/2020	<0.001	<0.001			
10/22/2020			<0.001	<0.001	<0.001
10/23/2020	<0.001	<0.001			
3/15/2021	<0.001	<0.001	<0.001	<0.001	<0.001
10/6/2021	0.000231 (J)	<0.001	<0.001	<0.001	<0.001
3/14/2022				<0.001	<0.001
3/15/2022	<0.001	<0.001	<0.001		
10/3/2022			<0.001	<0.001	<0.001
10/4/2022	<0.001	<0.001			
4/18/2023	<0.001	<0.001	<0.001	<0.001	<0.001
10/26/2023	<0.001	<0.001	<0.001		
10/27/2023				<0.001	<0.001
3/18/2024		<0.001	<0.001		
3/19/2024	<0.001				
3/20/2024				<0.001	<0.001

ND substitution: RL or RL/2 if <15% NDs.

Time Series

Constituent: Total Dissolved Solids (mg/L) Analysis Run 5/3/2024 11:03 AM

Plant Daniel Data: Plant Daniel Gypsum CCR

	MW-1 (bg)	MW-10 (bg)	MW-2 (bg)	MW-3	MW-4
3/22/2016	60	26	28	22	26
5/16/2016		44	18	52	28
5/17/2016	90				
7/11/2016			4 (J)	16	
7/12/2016	56	<5			24
9/12/2016				30	
9/13/2016	88	24	26		32
11/16/2016				42	60
11/17/2016	80	38	36		
1/16/2017	68		12	42	32
1/17/2017		20			
3/20/2017	12	6	<3.4	12	<5
5/22/2017				34	
5/23/2017	54	40	26		48
10/17/2017				60	
10/18/2017	70	20	32		54
6/1/2018		28			
6/2/2018	20		<3.4	<3.4	32
11/7/2018				42	
11/8/2018	30	68	68		14
4/19/2019	38	20	29	83	43
6/7/2019				76	
9/25/2019	52	29	27	143 (o)	44
11/29/2019				180 (o)	
4/14/2020				299 (o)	
4/15/2020	43	22	32		31
10/23/2020	36	29	27	244 (o)	32
3/15/2021	36	22	30	201 (o)	27
10/6/2021	51	39	35	80	33
3/14/2022	38	26	29	42	16
10/3/2022	64	33	41	61	
10/4/2022					36
4/17/2023				42	34
4/18/2023	37	34	35		
10/26/2023	31	23	15	29	13
3/18/2024				57	
3/19/2024	18	20	23		16

ND substitution: RL or RL/2 if <15% NDs.

Time Series

Constituent: Total Dissolved Solids (mg/L) Analysis Run 5/3/2024 11:03 AM

Plant Daniel Data: Plant Daniel Gypsum CCR

	MW-5	MW-6	MW-7	MW-8	MW-9
3/21/2016			52	42	30
3/22/2016	36	<3.4			
5/16/2016		24	44		32
5/17/2016	36			38	
7/11/2016		14	22	14	24
7/12/2016	34				
9/12/2016		26	24		
9/13/2016	34			40	34
11/16/2016	56	40	52		
11/17/2016				40	52
1/16/2017	32	32	32		
1/17/2017				36	<5
3/20/2017	20	10	16	<5	14
5/22/2017		30	48		
5/23/2017	32			44	36
10/18/2017	50	28	50	28	34
6/1/2018			42	60	42
6/2/2018	<10	<3.4			
11/7/2018			54	40	
11/8/2018	22	12			30
4/19/2019	34	26	36	71	23
9/25/2019	42	46	42	61	33
4/14/2020		26	30		
4/15/2020	26			53	28
10/22/2020			35	42	35
10/23/2020	31	25			
3/15/2021	32	29	32	39	31
10/6/2021	27	38	53	36	37
3/14/2022				23	56
3/15/2022	12	24	54		
10/3/2022			79	40	31
10/4/2022	41	28			
4/18/2023	29	32	53	35	23
10/26/2023	<10	12	36		
10/27/2023				19	19
3/18/2024		23	46		
3/19/2024	<10				
3/20/2024				17	21

ND substitution: RL or RL/2 if <15% NDs.

Box Plots

Sanitas™ v.10.0.16 . UG

Box & Whiskers Plot

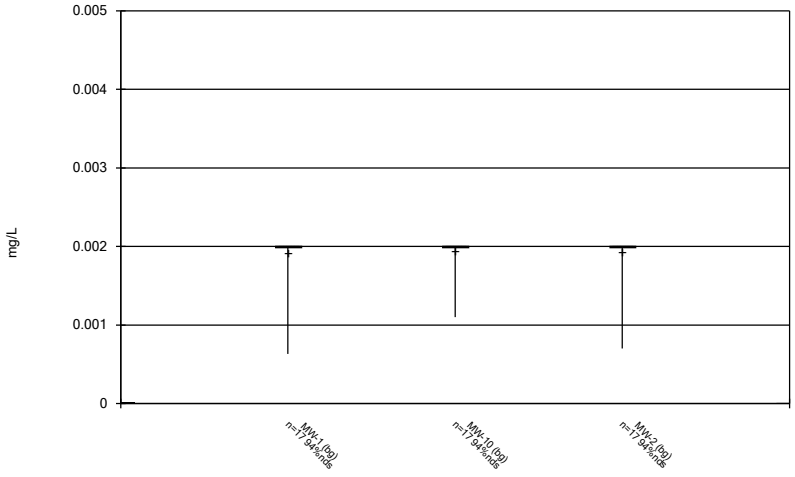

Constituent: Antimony Analysis Run 5/3/2024 11:06 AM
Plant Daniel Data: Plant Daniel Gypsum CCR

Sanitas™ v.10.0.16 . UG

Box & Whiskers Plot

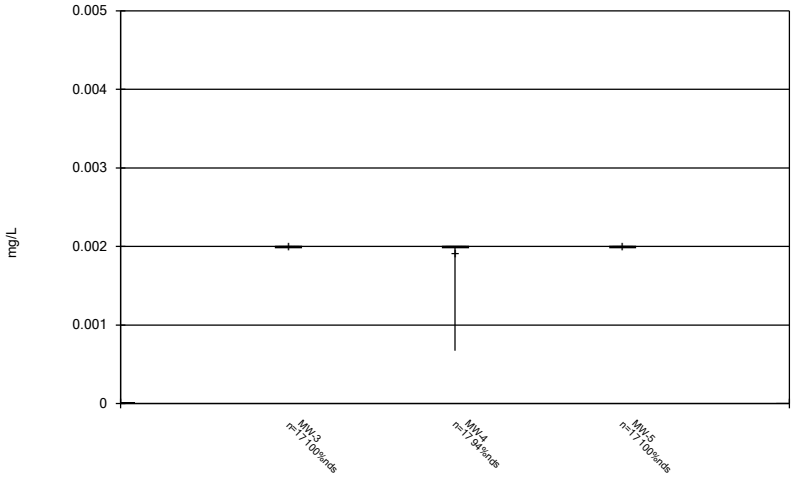

Constituent: Antimony Analysis Run 5/3/2024 11:06 AM
Plant Daniel Data: Plant Daniel Gypsum CCR

Sanitas™ v.10.0.16 . UG

Box & Whiskers Plot

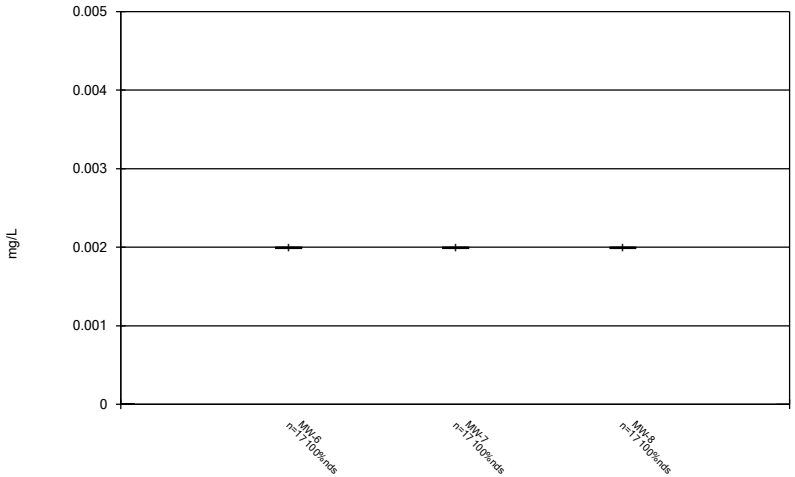

Constituent: Antimony Analysis Run 5/3/2024 11:06 AM
Plant Daniel Data: Plant Daniel Gypsum CCR

Sanitas™ v.10.0.16 . UG

Box & Whiskers Plot



Constituent: Antimony Analysis Run 5/3/2024 11:06 AM
Plant Daniel Data: Plant Daniel Gypsum CCR

Sanitas™ v.10.0.16 . UG

Box & Whiskers Plot

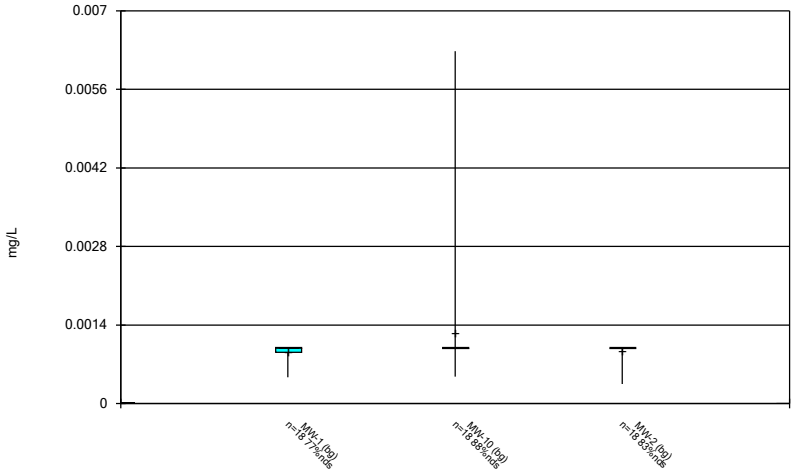

Constituent: Arsenic Analysis Run 5/3/2024 11:06 AM
Plant Daniel Data: Plant Daniel Gypsum CCR

Sanitas™ v.10.0.16 . UG

Box & Whiskers Plot

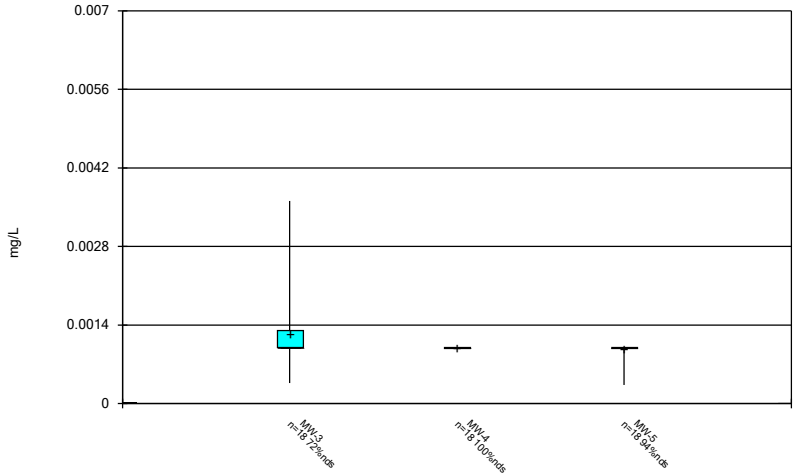

Constituent: Arsenic Analysis Run 5/3/2024 11:06 AM
Plant Daniel Data: Plant Daniel Gypsum CCR

Sanitas™ v.10.0.16 . UG

Box & Whiskers Plot

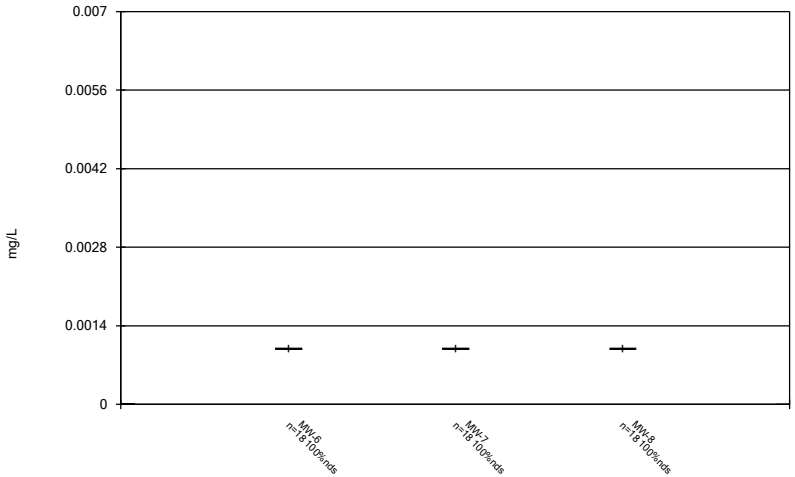

Constituent: Arsenic Analysis Run 5/3/2024 11:06 AM
Plant Daniel Data: Plant Daniel Gypsum CCR

Sanitas™ v.10.0.16 . UG

Box & Whiskers Plot



Constituent: Arsenic Analysis Run 5/3/2024 11:06 AM
Plant Daniel Data: Plant Daniel Gypsum CCR

Sanitas™ v.10.0.16 . UG

Box & Whiskers Plot

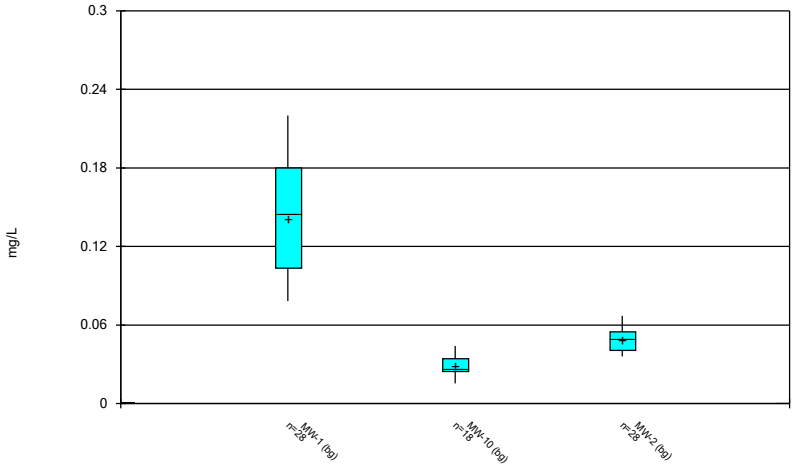

Constituent: Barium Analysis Run 5/3/2024 11:06 AM
Plant Daniel Data: Plant Daniel Gypsum CCR

Sanitas™ v.10.0.16 . UG

Box & Whiskers Plot

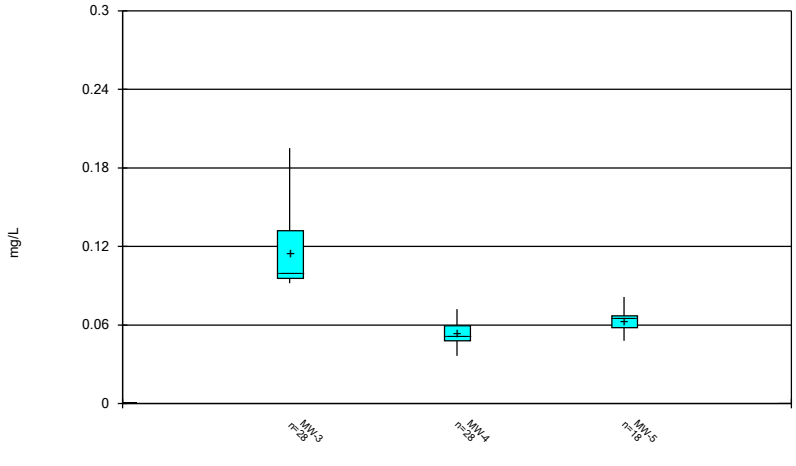

Constituent: Barium Analysis Run 5/3/2024 11:06 AM
Plant Daniel Data: Plant Daniel Gypsum CCR

Sanitas™ v.10.0.16 . UG

Box & Whiskers Plot

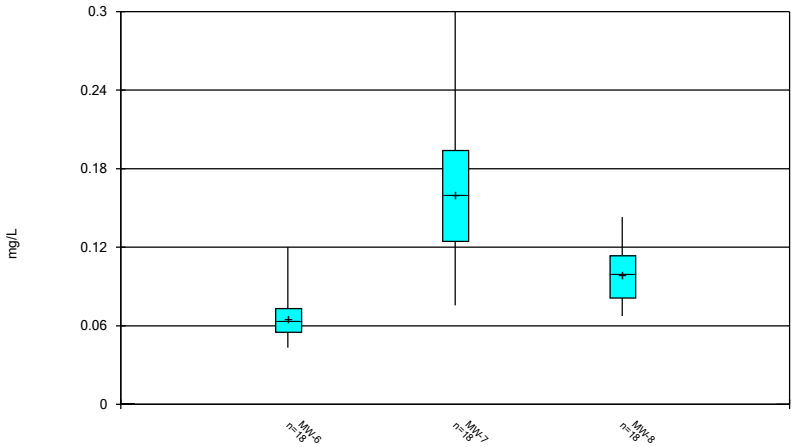

Constituent: Barium Analysis Run 5/3/2024 11:06 AM
Plant Daniel Data: Plant Daniel Gypsum CCR

Sanitas™ v.10.0.16 . UG

Box & Whiskers Plot

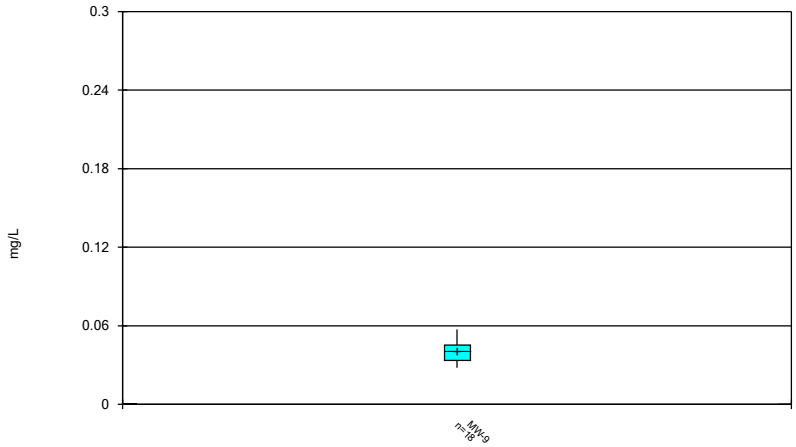

Constituent: Barium Analysis Run 5/3/2024 11:06 AM
Plant Daniel Data: Plant Daniel Gypsum CCR

Sanitas™ v.10.0.16 . UG

Box & Whiskers Plot

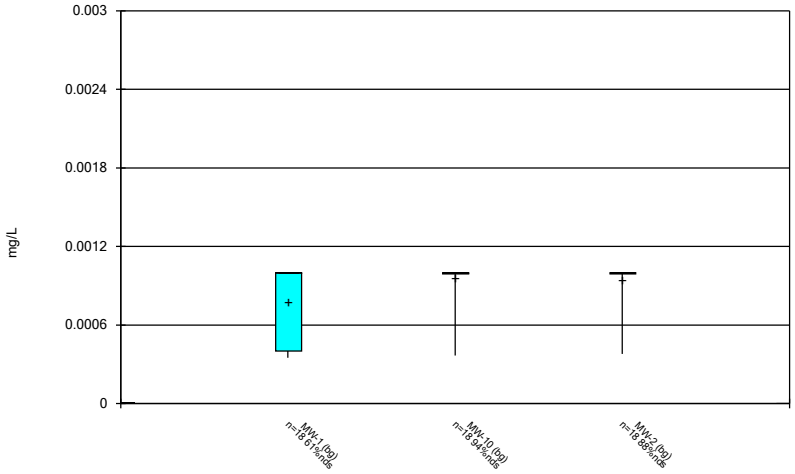

Constituent: Beryllium Analysis Run 5/3/2024 11:06 AM
Plant Daniel Data: Plant Daniel Gypsum CCR

Sanitas™ v.10.0.16 . UG

Box & Whiskers Plot

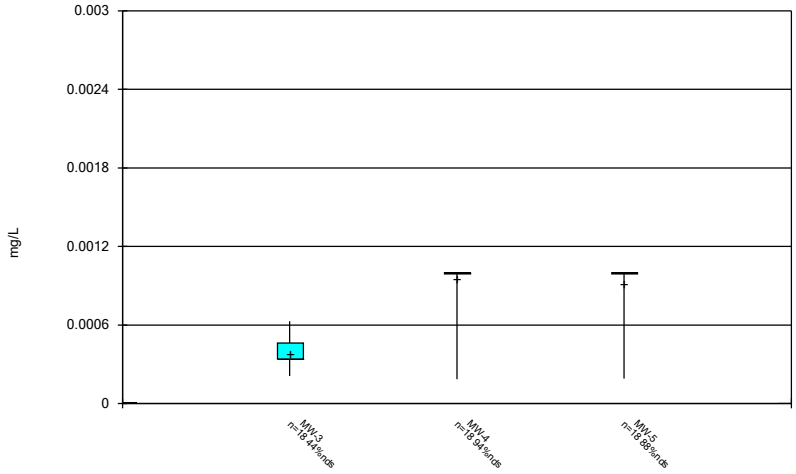

Constituent: Beryllium Analysis Run 5/3/2024 11:06 AM
Plant Daniel Data: Plant Daniel Gypsum CCR

Sanitas™ v.10.0.16 . UG

Box & Whiskers Plot

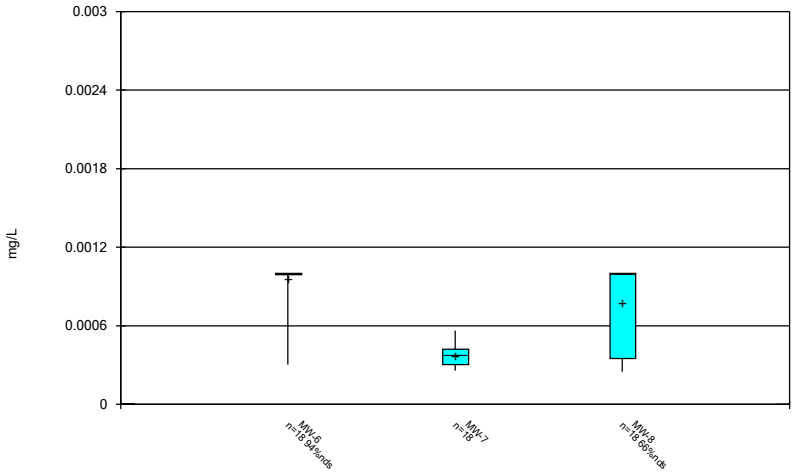

Constituent: Beryllium Analysis Run 5/3/2024 11:06 AM
Plant Daniel Data: Plant Daniel Gypsum CCR

Sanitas™ v.10.0.16 . UG

Box & Whiskers Plot



Constituent: Beryllium Analysis Run 5/3/2024 11:06 AM
Plant Daniel Data: Plant Daniel Gypsum CCR

Sanitas™ v.10.0.16 . UG

Box & Whiskers Plot

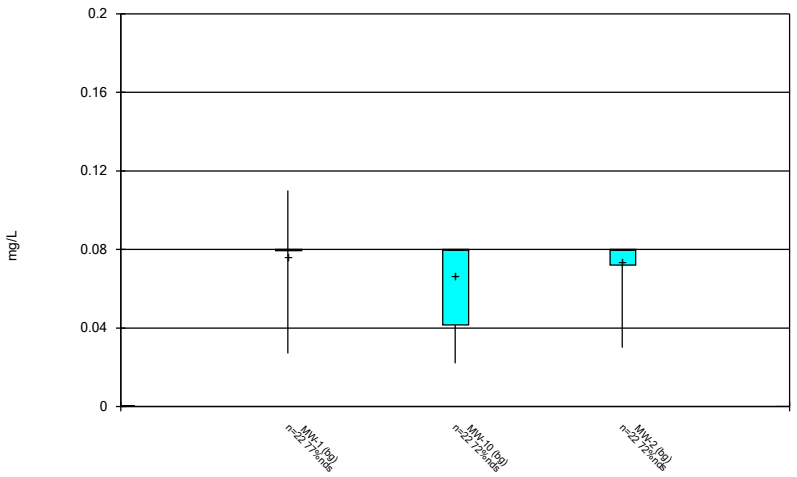

Constituent: Boron Analysis Run 5/3/2024 11:06 AM

Plant Daniel Data: Plant Daniel Gypsum CCR

Sanitas™ v.10.0.16 . UG

Box & Whiskers Plot

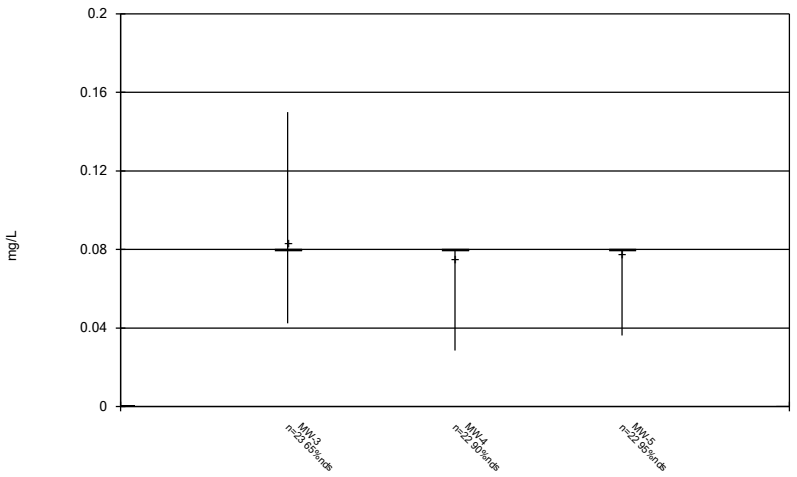

Constituent: Boron Analysis Run 5/3/2024 11:06 AM

Plant Daniel Data: Plant Daniel Gypsum CCR

Sanitas™ v.10.0.16 . UG

Box & Whiskers Plot

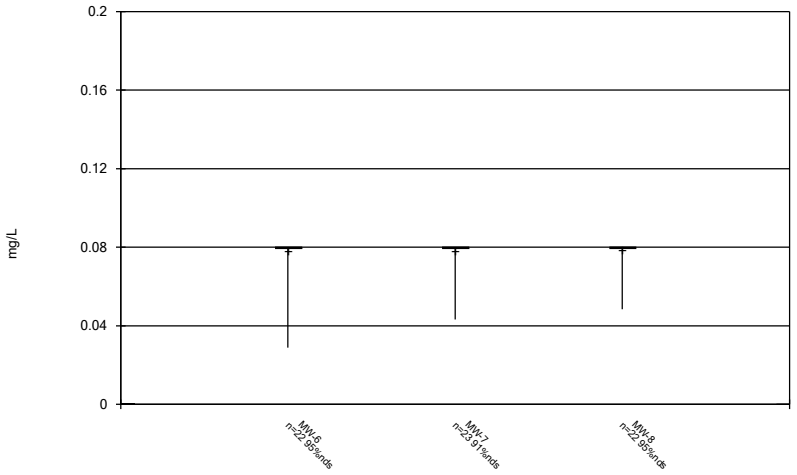

Constituent: Boron Analysis Run 5/3/2024 11:06 AM

Plant Daniel Data: Plant Daniel Gypsum CCR

Sanitas™ v.10.0.16 . UG

Box & Whiskers Plot

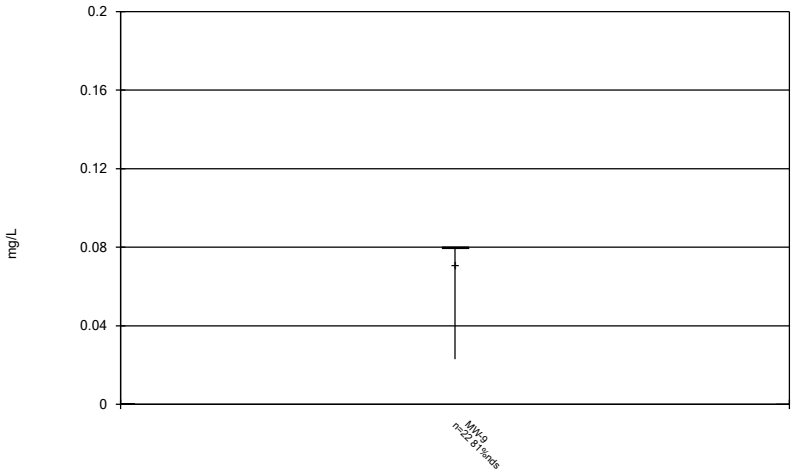

Constituent: Boron Analysis Run 5/3/2024 11:06 AM

Plant Daniel Data: Plant Daniel Gypsum CCR

Sanitas™ v.10.0.16 . UG

Box & Whiskers Plot

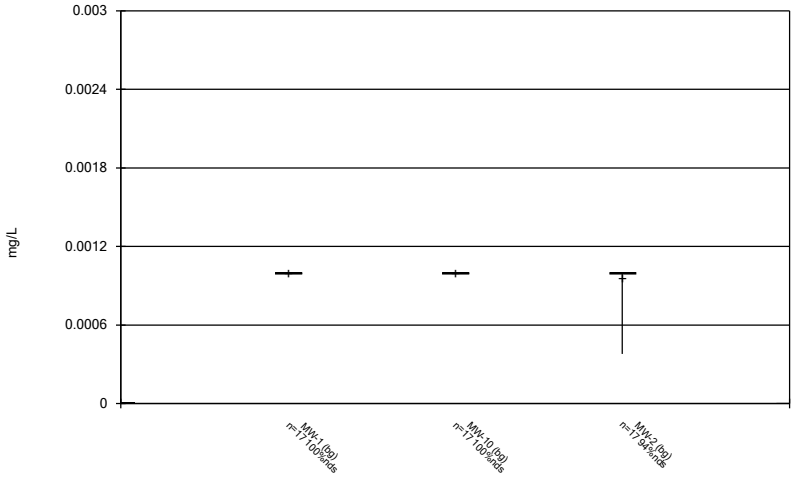

Constituent: Cadmium Analysis Run 5/3/2024 11:07 AM
Plant Daniel Data: Plant Daniel Gypsum CCR

Sanitas™ v.10.0.16 . UG

Box & Whiskers Plot

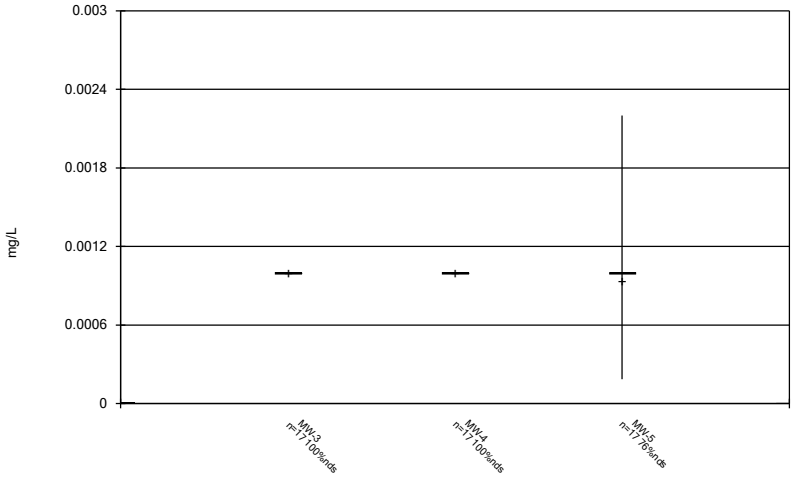

Constituent: Cadmium Analysis Run 5/3/2024 11:07 AM
Plant Daniel Data: Plant Daniel Gypsum CCR

Sanitas™ v.10.0.16 . UG

Box & Whiskers Plot

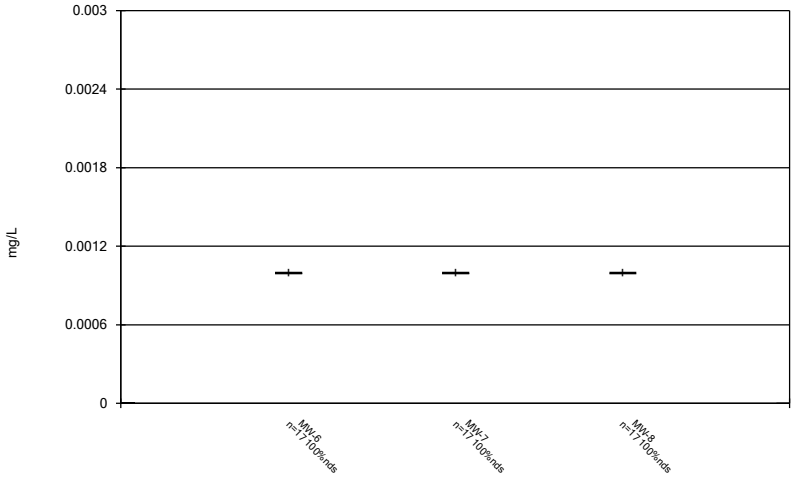

Constituent: Cadmium Analysis Run 5/3/2024 11:07 AM
Plant Daniel Data: Plant Daniel Gypsum CCR

Sanitas™ v.10.0.16 . UG

Box & Whiskers Plot



Constituent: Cadmium Analysis Run 5/3/2024 11:07 AM
Plant Daniel Data: Plant Daniel Gypsum CCR

Sanitas™ v.10.0.16 . UG

Box & Whiskers Plot

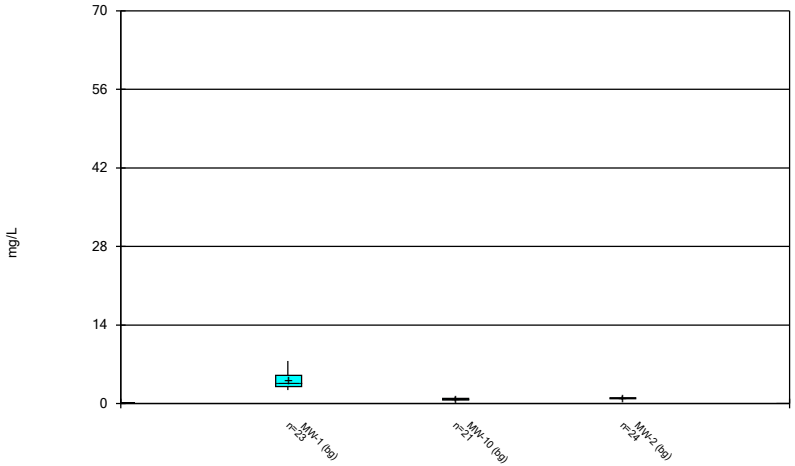

Constituent: Calcium Analysis Run 5/3/2024 11:07 AM

Plant Daniel Data: Plant Daniel Gypsum CCR

Sanitas™ v.10.0.16 . UG

Box & Whiskers Plot

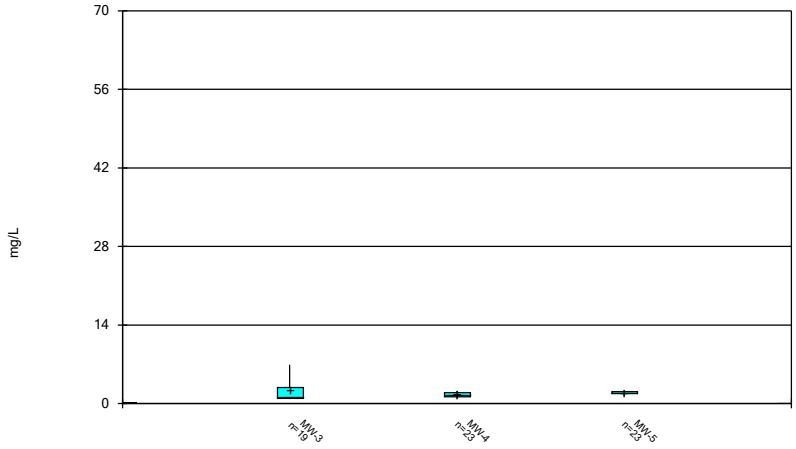

Constituent: Calcium Analysis Run 5/3/2024 11:07 AM

Plant Daniel Data: Plant Daniel Gypsum CCR

Sanitas™ v.10.0.16 . UG

Box & Whiskers Plot

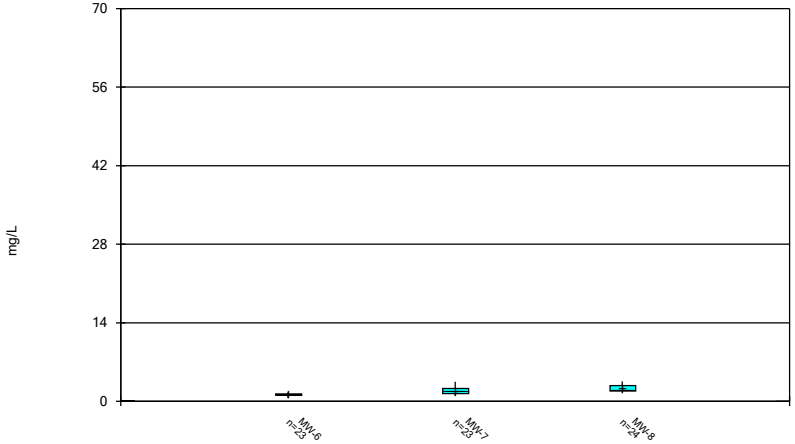

Constituent: Calcium Analysis Run 5/3/2024 11:07 AM

Plant Daniel Data: Plant Daniel Gypsum CCR

Sanitas™ v.10.0.16 . UG

Box & Whiskers Plot



Constituent: Calcium Analysis Run 5/3/2024 11:07 AM

Plant Daniel Data: Plant Daniel Gypsum CCR

Sanitas™ v.10.0.16 . UG

Box & Whiskers Plot

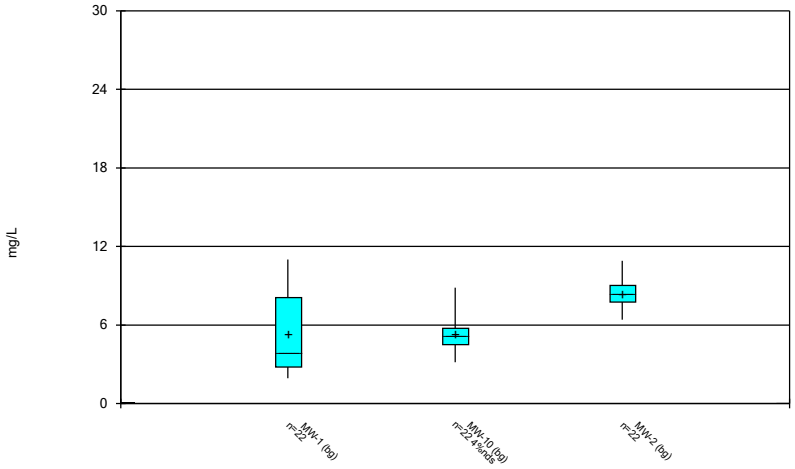

Constituent: Chloride Analysis Run 5/3/2024 11:07 AM

Plant Daniel Data: Plant Daniel Gypsum CCR

Sanitas™ v.10.0.16 . UG

Box & Whiskers Plot

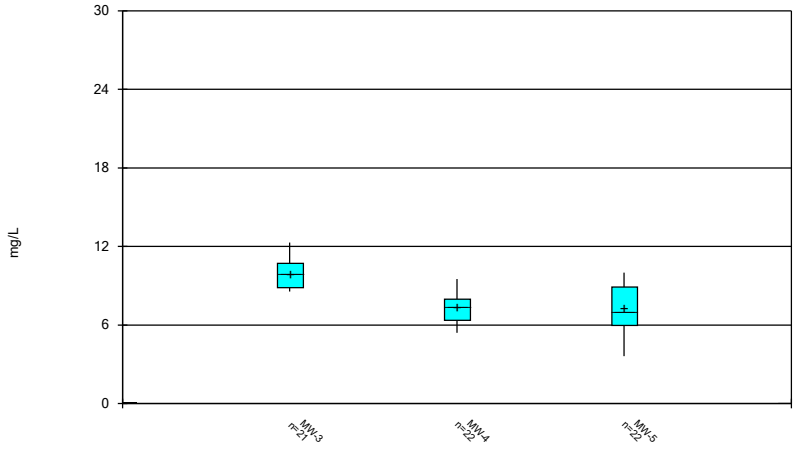

Constituent: Chloride Analysis Run 5/3/2024 11:07 AM

Plant Daniel Data: Plant Daniel Gypsum CCR

Sanitas™ v.10.0.16 . UG

Box & Whiskers Plot

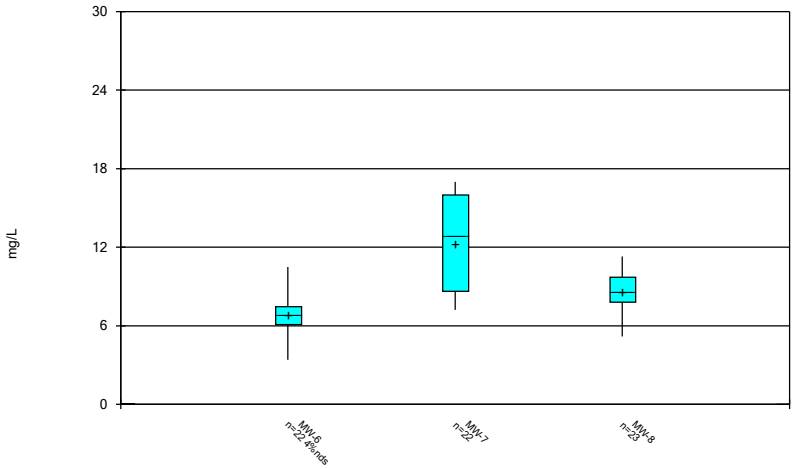

Constituent: Chloride Analysis Run 5/3/2024 11:07 AM

Plant Daniel Data: Plant Daniel Gypsum CCR

Sanitas™ v.10.0.16 . UG

Box & Whiskers Plot

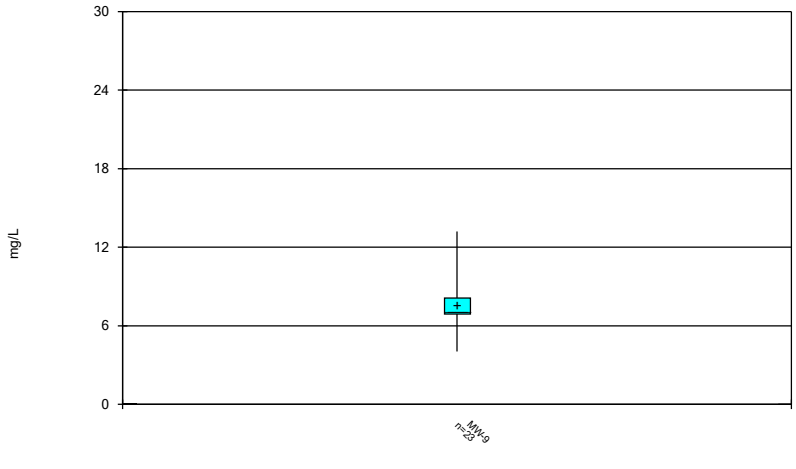

Constituent: Chloride Analysis Run 5/3/2024 11:07 AM

Plant Daniel Data: Plant Daniel Gypsum CCR

Sanitas™ v.10.0.16 . UG

Box & Whiskers Plot

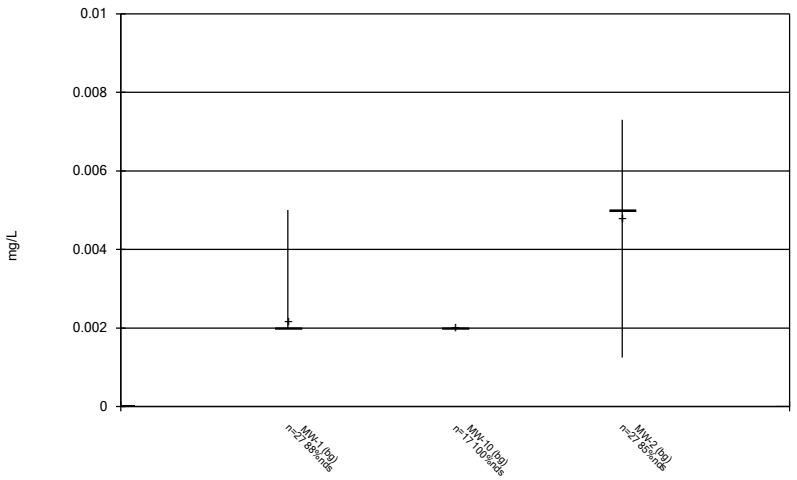

Constituent: Chromium Analysis Run 5/3/2024 11:07 AM
Plant Daniel Data: Plant Daniel Gypsum CCR

Sanitas™ v.10.0.16 . UG

Box & Whiskers Plot

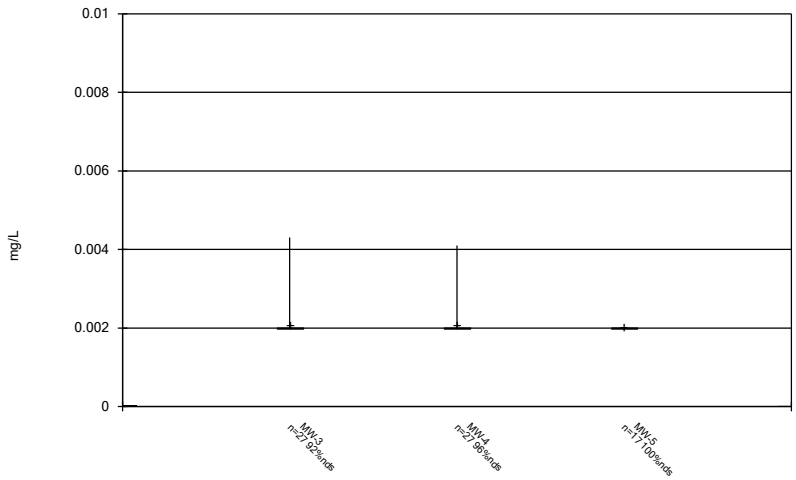

Constituent: Chromium Analysis Run 5/3/2024 11:07 AM
Plant Daniel Data: Plant Daniel Gypsum CCR

Sanitas™ v.10.0.16 . UG

Box & Whiskers Plot

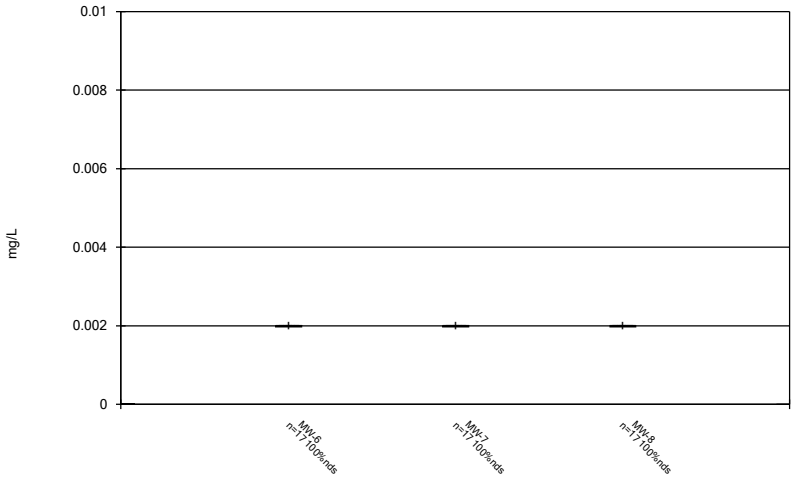

Constituent: Chromium Analysis Run 5/3/2024 11:07 AM
Plant Daniel Data: Plant Daniel Gypsum CCR

Sanitas™ v.10.0.16 . UG

Box & Whiskers Plot

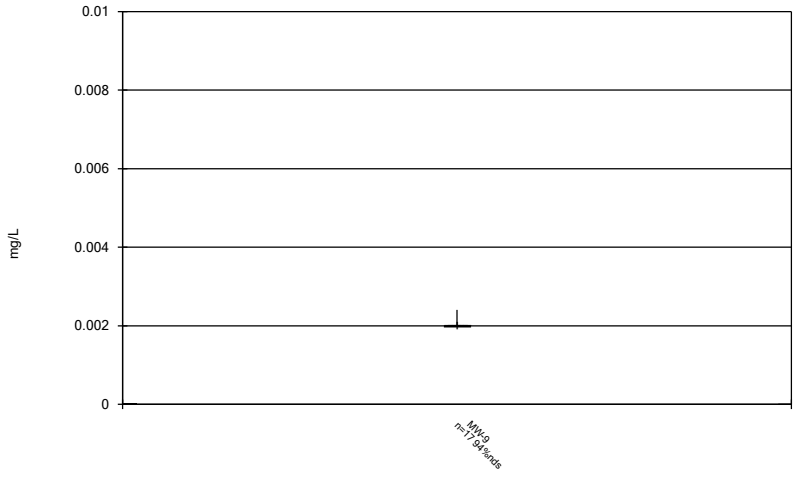

Constituent: Chromium Analysis Run 5/3/2024 11:07 AM
Plant Daniel Data: Plant Daniel Gypsum CCR

Sanitas™ v.10.0.16 . UG

Box & Whiskers Plot

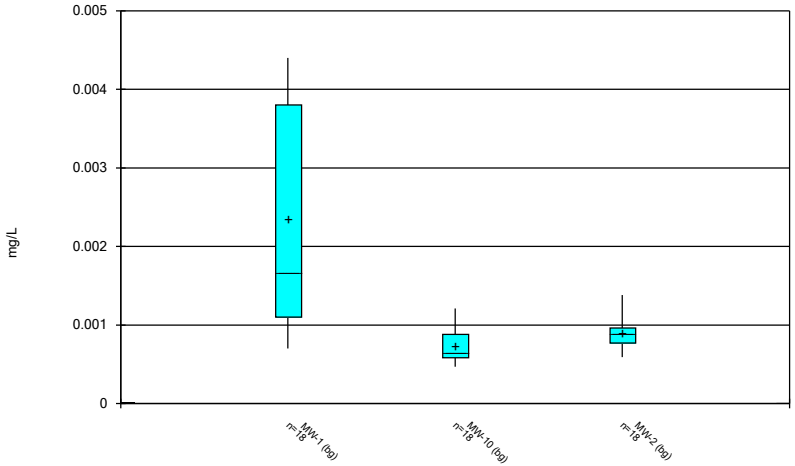

Constituent: Cobalt Analysis Run 5/3/2024 11:07 AM
Plant Daniel Data: Plant Daniel Gypsum CCR

Sanitas™ v.10.0.16 . UG

Box & Whiskers Plot

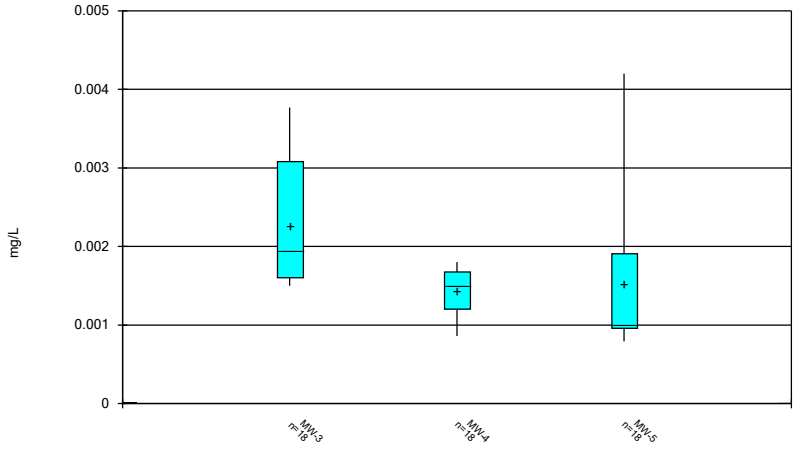

Constituent: Cobalt Analysis Run 5/3/2024 11:07 AM
Plant Daniel Data: Plant Daniel Gypsum CCR

Sanitas™ v.10.0.16 . UG

Box & Whiskers Plot

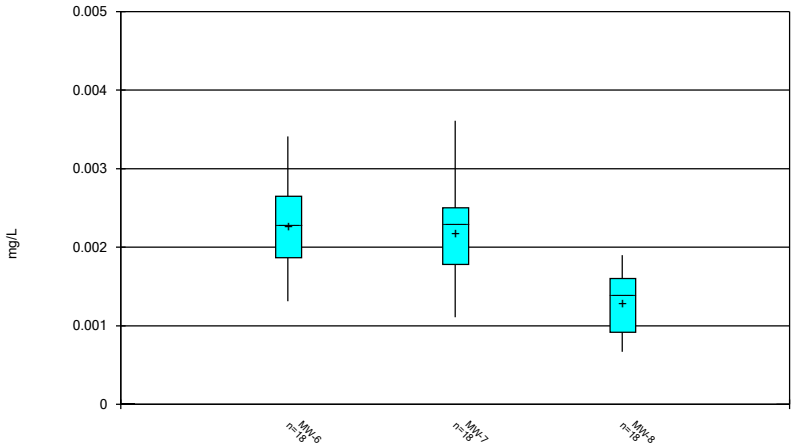

Constituent: Cobalt Analysis Run 5/3/2024 11:07 AM
Plant Daniel Data: Plant Daniel Gypsum CCR

Sanitas™ v.10.0.16 . UG

Box & Whiskers Plot

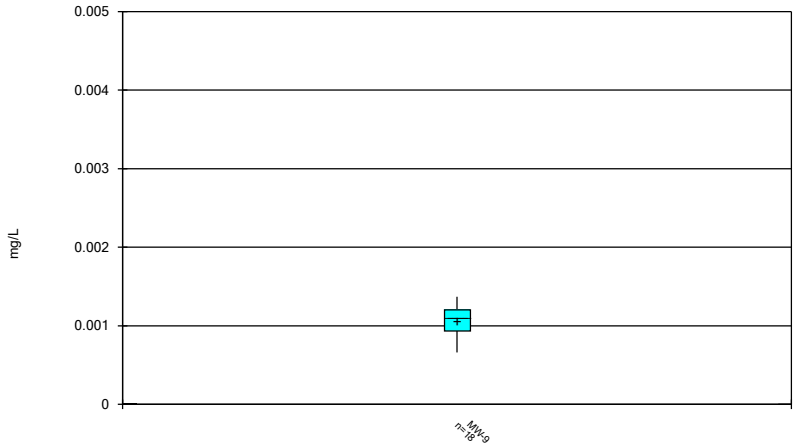

Constituent: Cobalt Analysis Run 5/3/2024 11:07 AM
Plant Daniel Data: Plant Daniel Gypsum CCR

Sanitas™ v.10.0.16 . UG

Box & Whiskers Plot

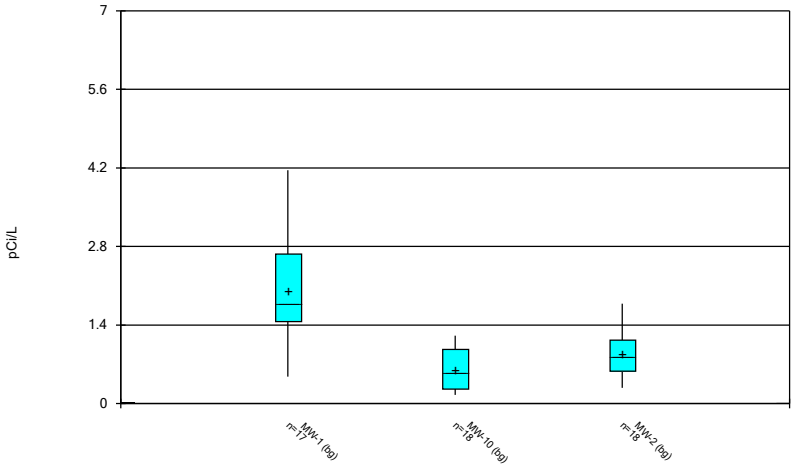

Constituent: Combined Radium 226 + 228 Analysis Run 5/3/2024 11:07 AM

Plant Daniel Data: Plant Daniel Gypsum CCR

Sanitas™ v.10.0.16 . UG

Box & Whiskers Plot

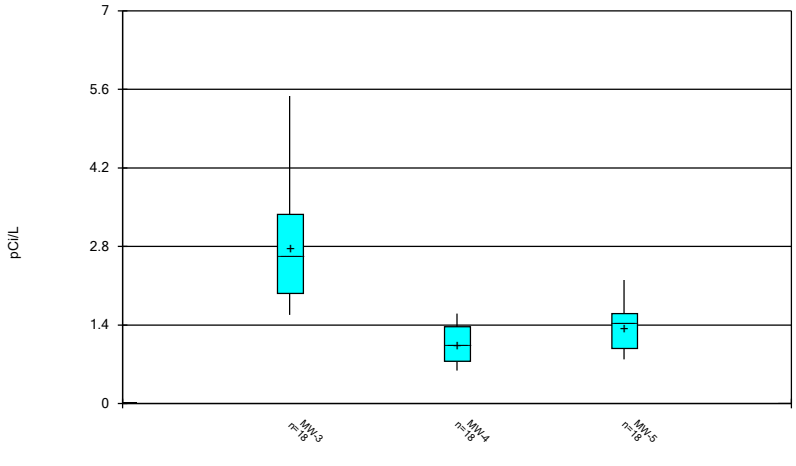

Constituent: Combined Radium 226 + 228 Analysis Run 5/3/2024 11:07 AM

Plant Daniel Data: Plant Daniel Gypsum CCR

Sanitas™ v.10.0.16 . UG

Box & Whiskers Plot

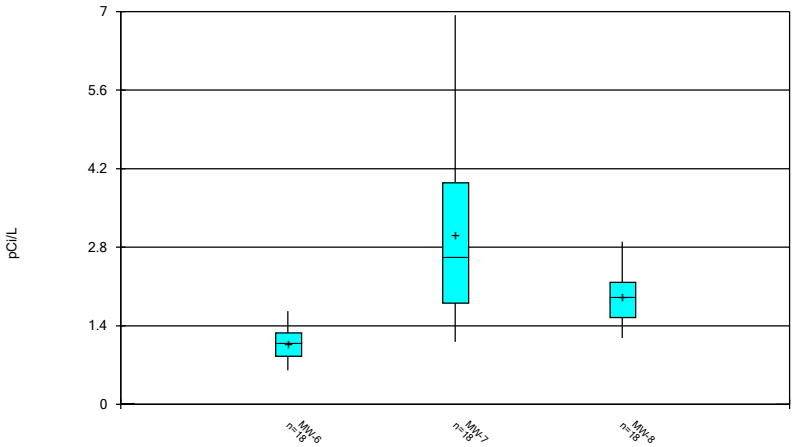

Constituent: Combined Radium 226 + 228 Analysis Run 5/3/2024 11:07 AM

Plant Daniel Data: Plant Daniel Gypsum CCR

Sanitas™ v.10.0.16 . UG

Box & Whiskers Plot

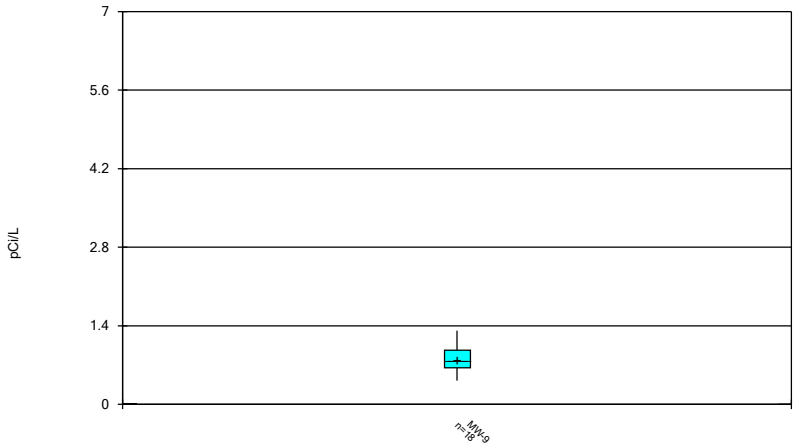

Constituent: Combined Radium 226 + 228 Analysis Run 5/3/2024 11:07 AM

Plant Daniel Data: Plant Daniel Gypsum CCR

Sanitas™ v.10.0.16 . UG

Box & Whiskers Plot

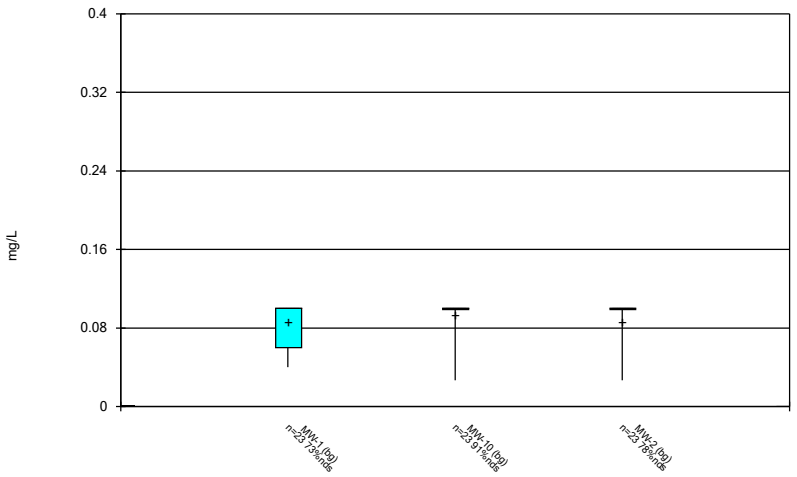

Constituent: Fluoride Analysis Run 5/3/2024 11:07 AM

Plant Daniel Data: Plant Daniel Gypsum CCR

Sanitas™ v.10.0.16 . UG

Box & Whiskers Plot

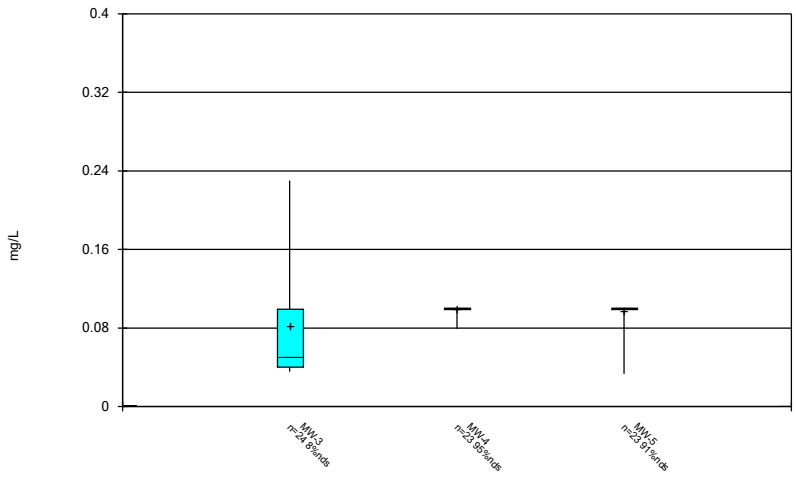

Constituent: Fluoride Analysis Run 5/3/2024 11:07 AM

Plant Daniel Data: Plant Daniel Gypsum CCR

Sanitas™ v.10.0.16 . UG

Box & Whiskers Plot

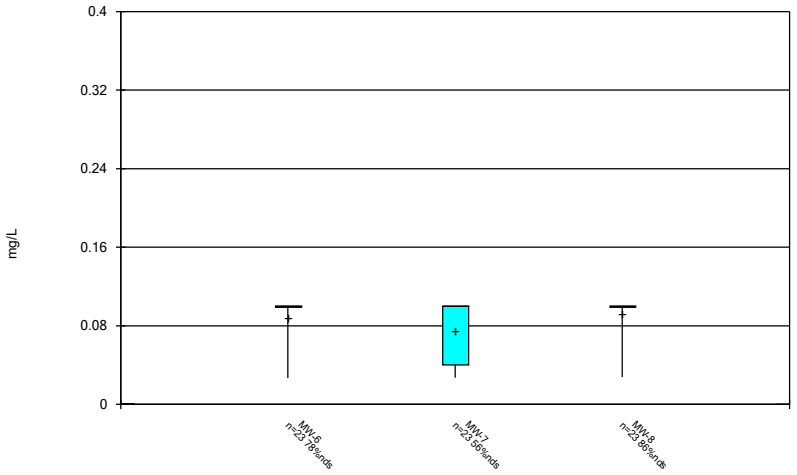

Constituent: Fluoride Analysis Run 5/3/2024 11:07 AM

Plant Daniel Data: Plant Daniel Gypsum CCR

Sanitas™ v.10.0.16 . UG

Box & Whiskers Plot

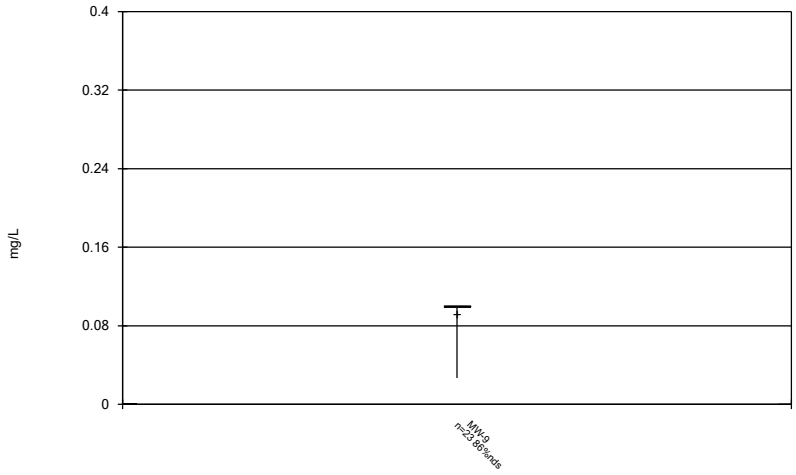

Constituent: Fluoride Analysis Run 5/3/2024 11:07 AM

Plant Daniel Data: Plant Daniel Gypsum CCR

Sanitas™ v.10.0.16 . UG

Box & Whiskers Plot

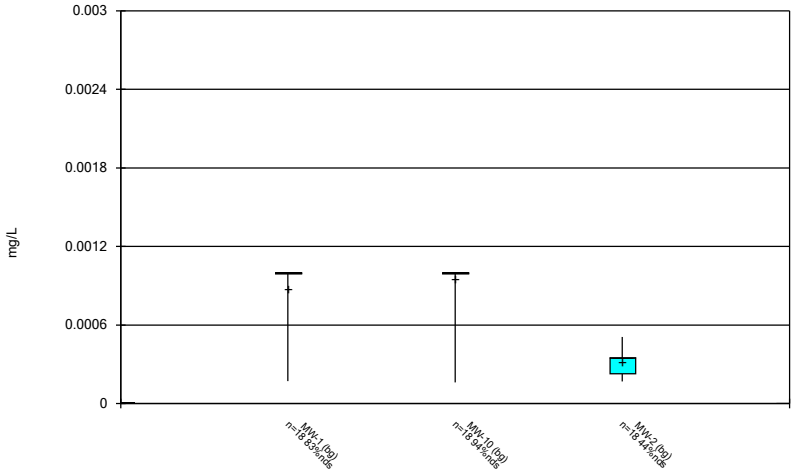

Constituent: Lead Analysis Run 5/3/2024 11:07 AM
Plant Daniel Data: Plant Daniel Gypsum CCR

Sanitas™ v.10.0.16 . UG

Box & Whiskers Plot

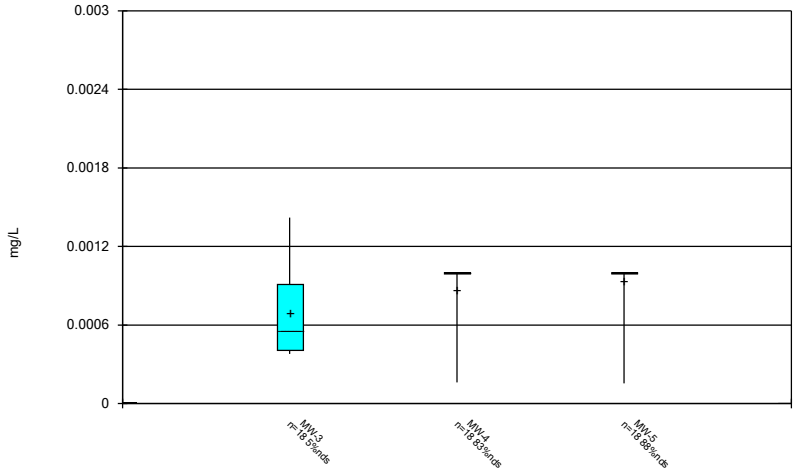

Constituent: Lead Analysis Run 5/3/2024 11:07 AM
Plant Daniel Data: Plant Daniel Gypsum CCR

Sanitas™ v.10.0.16 . UG

Box & Whiskers Plot

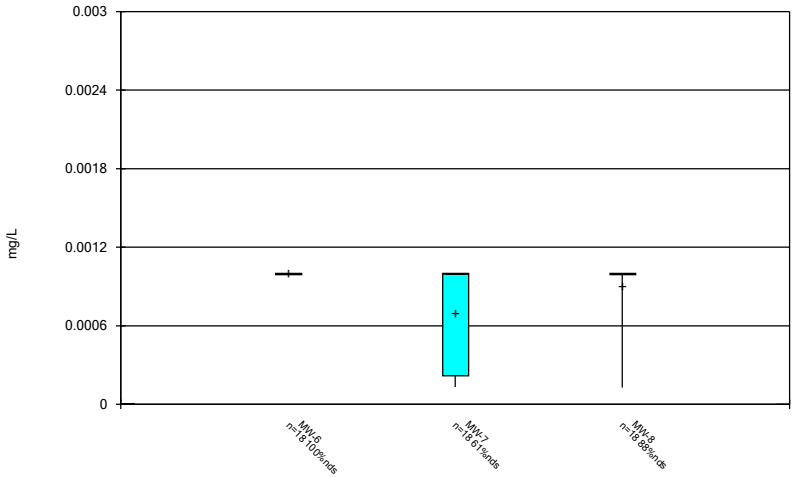

Constituent: Lead Analysis Run 5/3/2024 11:07 AM
Plant Daniel Data: Plant Daniel Gypsum CCR

Sanitas™ v.10.0.16 . UG

Box & Whiskers Plot

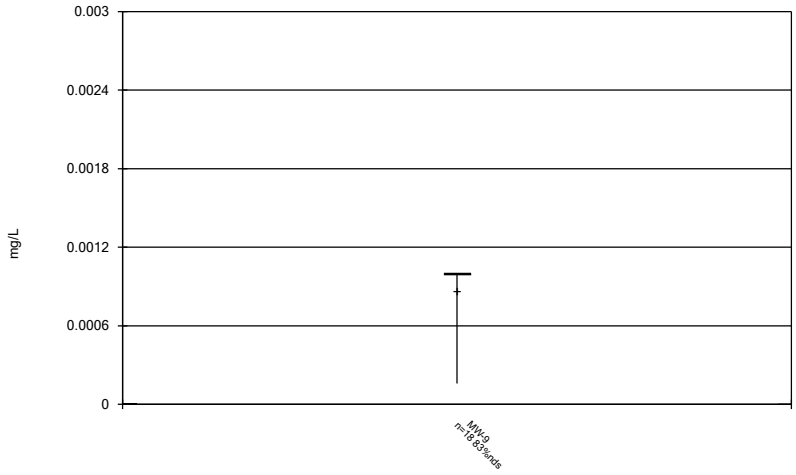

Constituent: Lead Analysis Run 5/3/2024 11:07 AM
Plant Daniel Data: Plant Daniel Gypsum CCR

Sanitas™ v.10.0.16 . UG

Box & Whiskers Plot

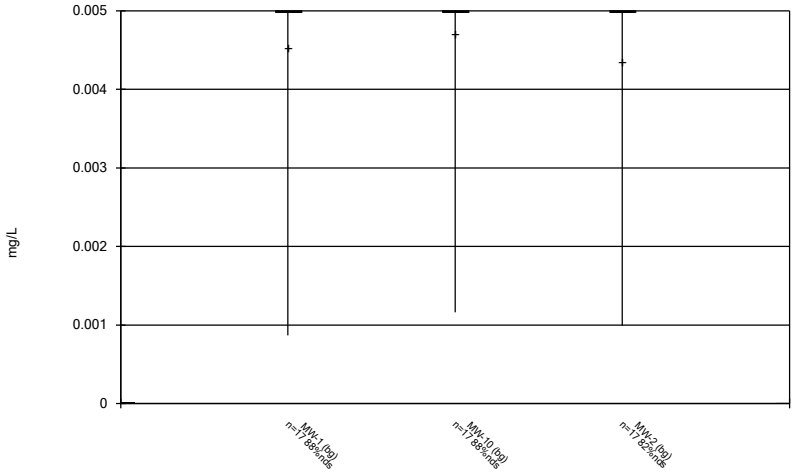

Constituent: Lithium Analysis Run 5/3/2024 11:07 AM
Plant Daniel Data: Plant Daniel Gypsum CCR

Sanitas™ v.10.0.16 . UG

Box & Whiskers Plot

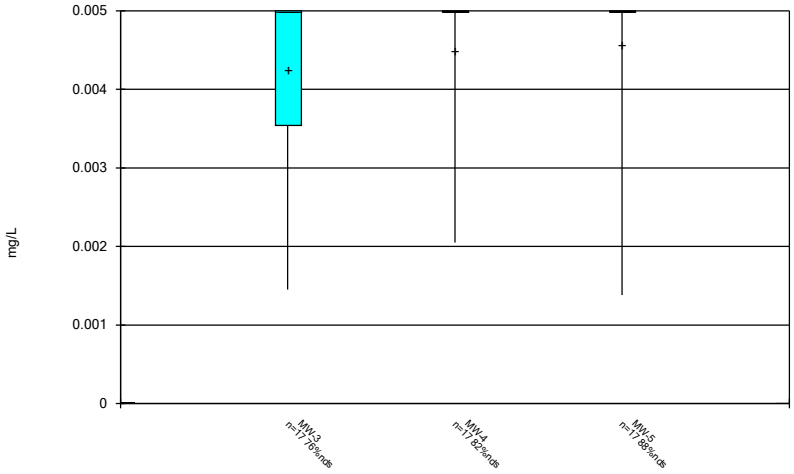

Constituent: Lithium Analysis Run 5/3/2024 11:07 AM
Plant Daniel Data: Plant Daniel Gypsum CCR

Sanitas™ v.10.0.16 . UG

Box & Whiskers Plot

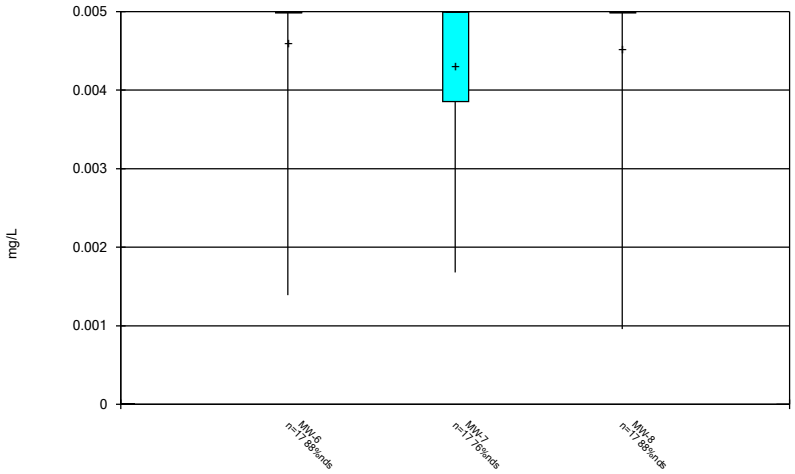

Constituent: Lithium Analysis Run 5/3/2024 11:07 AM
Plant Daniel Data: Plant Daniel Gypsum CCR

Sanitas™ v.10.0.16 . UG

Box & Whiskers Plot



Constituent: Lithium Analysis Run 5/3/2024 11:07 AM
Plant Daniel Data: Plant Daniel Gypsum CCR

Sanitas™ v.10.0.16 . UG

Box & Whiskers Plot

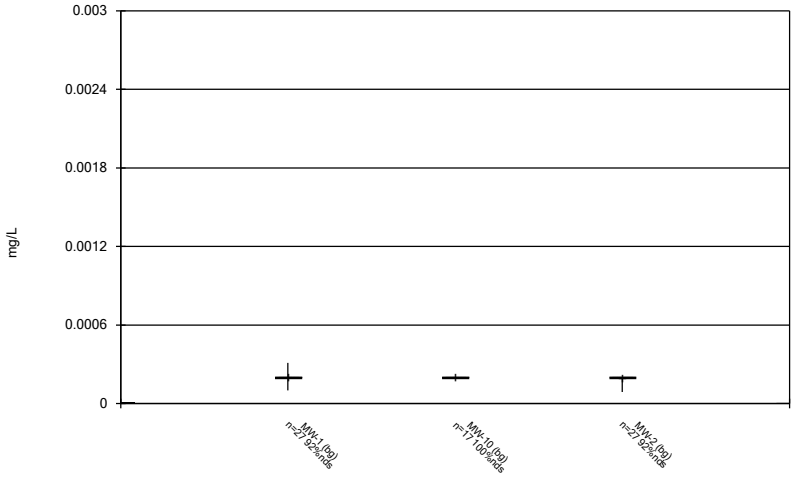

Constituent: Mercury Analysis Run 5/3/2024 11:07 AM
Plant Daniel Data: Plant Daniel Gypsum CCR

Sanitas™ v.10.0.16 . UG

Box & Whiskers Plot

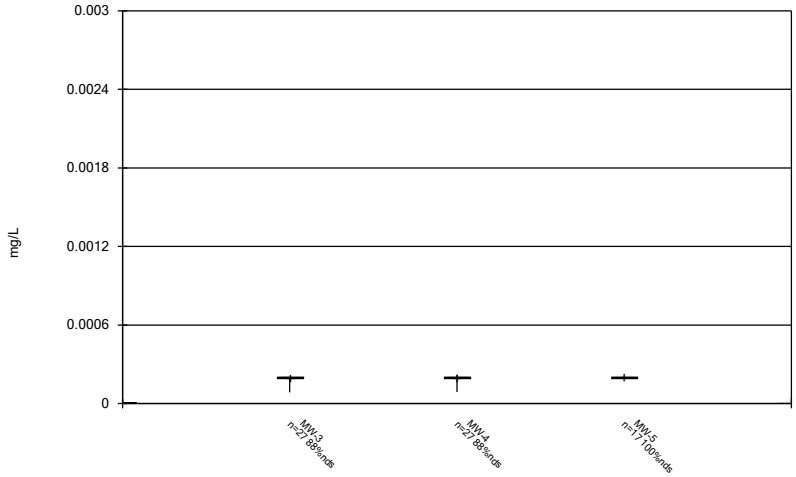

Constituent: Mercury Analysis Run 5/3/2024 11:07 AM
Plant Daniel Data: Plant Daniel Gypsum CCR

Sanitas™ v.10.0.16 . UG

Box & Whiskers Plot

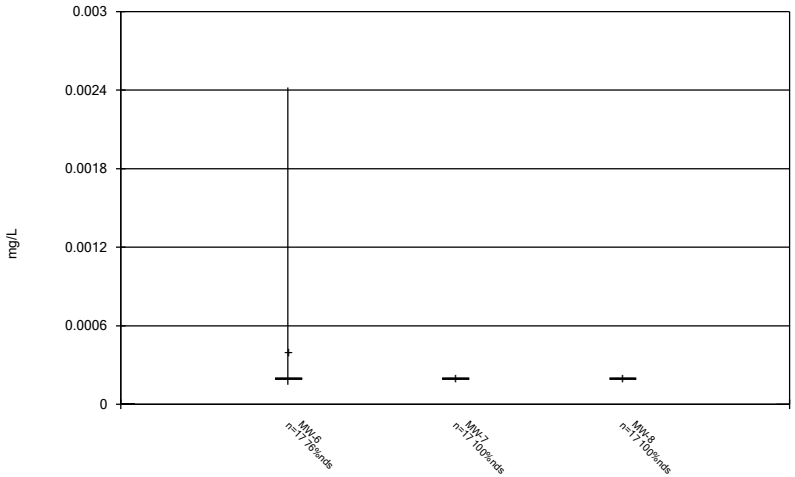

Constituent: Mercury Analysis Run 5/3/2024 11:07 AM
Plant Daniel Data: Plant Daniel Gypsum CCR

Sanitas™ v.10.0.16 . UG

Box & Whiskers Plot

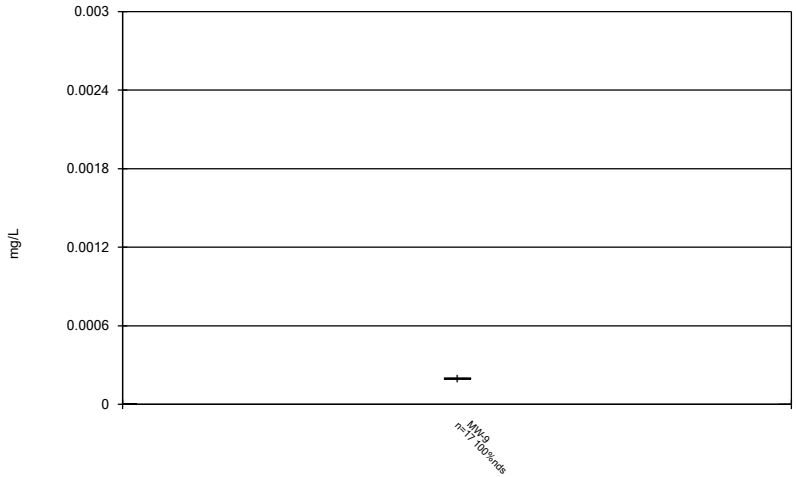

Constituent: Mercury Analysis Run 5/3/2024 11:07 AM
Plant Daniel Data: Plant Daniel Gypsum CCR

Sanitas™ v.10.0.16 . UG

Box & Whiskers Plot

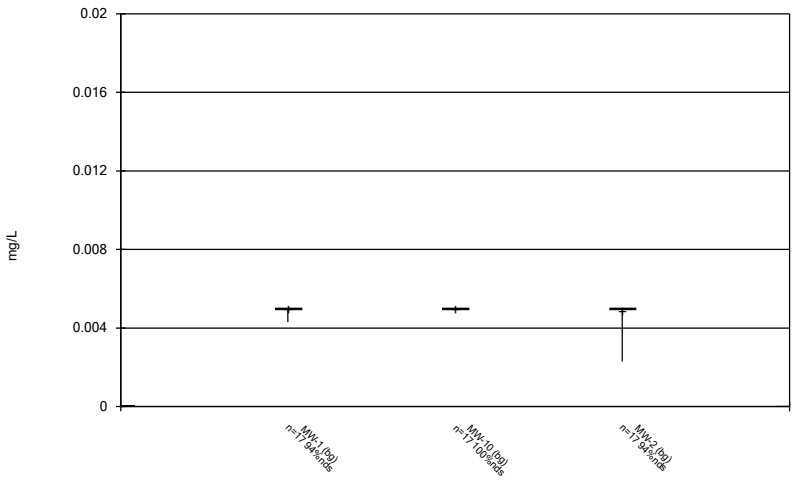

Constituent: Molybdenum Analysis Run 5/3/2024 11:07 AM

Plant Daniel Data: Plant Daniel Gypsum CCR

Sanitas™ v.10.0.16 . UG

Box & Whiskers Plot

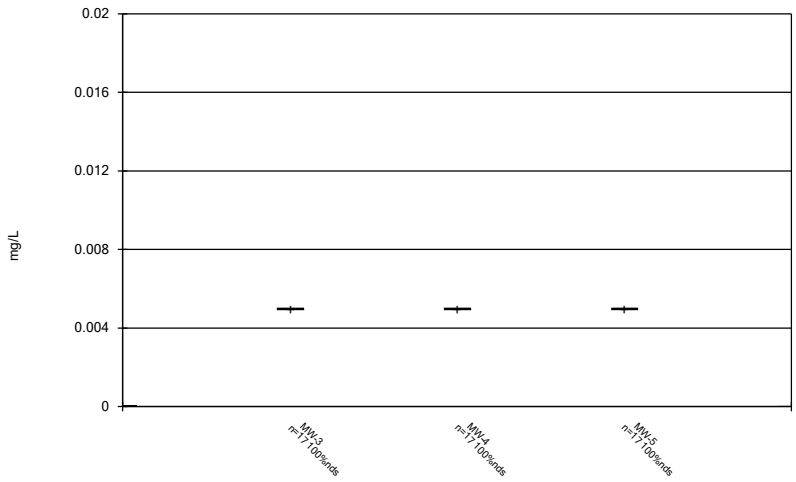

Constituent: Molybdenum Analysis Run 5/3/2024 11:07 AM

Plant Daniel Data: Plant Daniel Gypsum CCR

Sanitas™ v.10.0.16 . UG

Box & Whiskers Plot

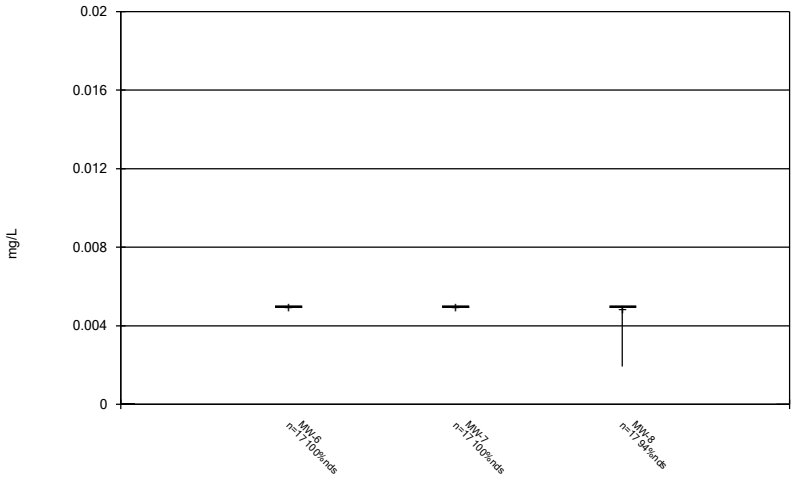

Constituent: Molybdenum Analysis Run 5/3/2024 11:07 AM

Plant Daniel Data: Plant Daniel Gypsum CCR

Sanitas™ v.10.0.16 . UG

Box & Whiskers Plot



Constituent: Molybdenum Analysis Run 5/3/2024 11:07 AM

Plant Daniel Data: Plant Daniel Gypsum CCR

Sanitas™ v.10.0.16 . UG

Box & Whiskers Plot

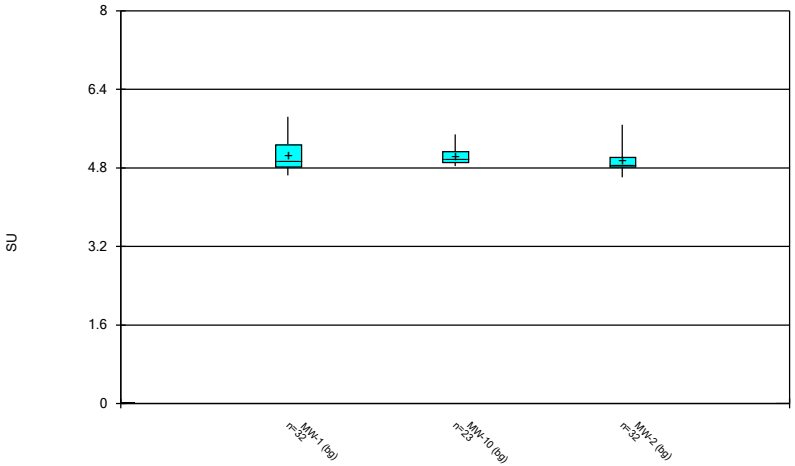

Constituent: pH Analysis Run 5/3/2024 11:07 AM
Plant Daniel Data: Plant Daniel Gypsum CCR

Sanitas™ v.10.0.16 . UG

Box & Whiskers Plot

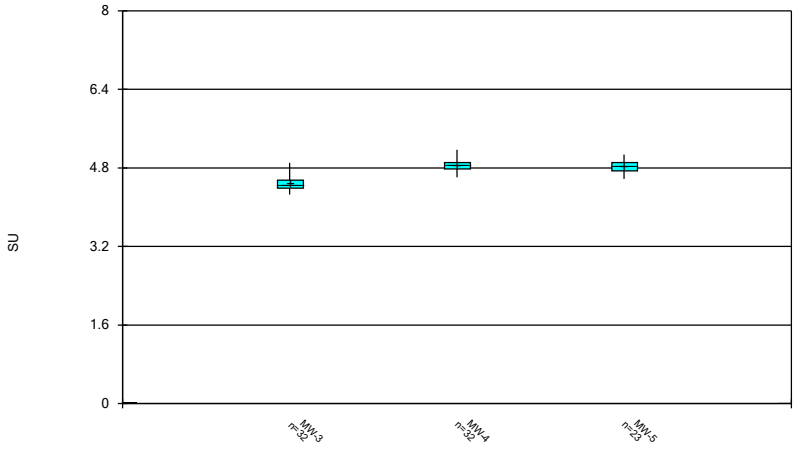

Constituent: pH Analysis Run 5/3/2024 11:07 AM
Plant Daniel Data: Plant Daniel Gypsum CCR

Sanitas™ v.10.0.16 . UG

Box & Whiskers Plot

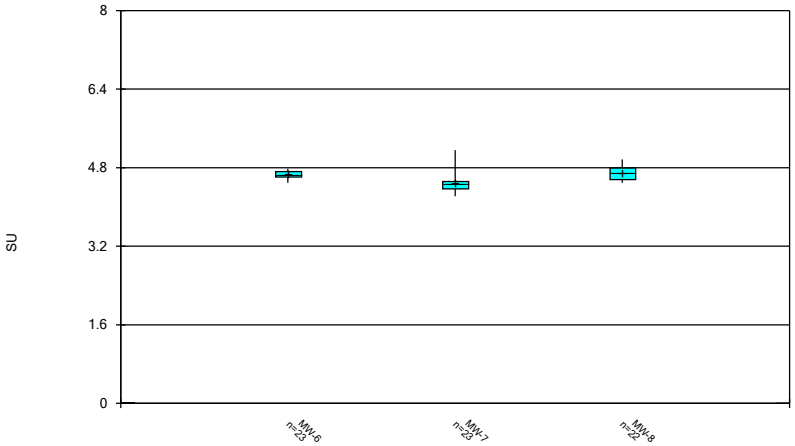

Constituent: pH Analysis Run 5/3/2024 11:07 AM
Plant Daniel Data: Plant Daniel Gypsum CCR

Sanitas™ v.10.0.16 . UG

Box & Whiskers Plot

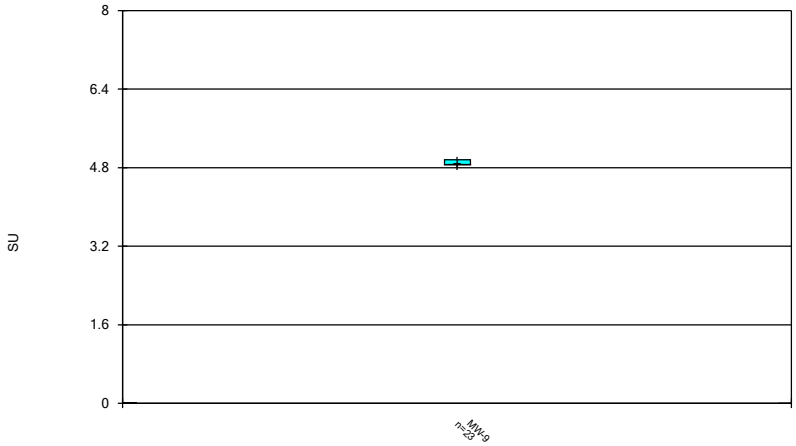

Constituent: pH Analysis Run 5/3/2024 11:07 AM
Plant Daniel Data: Plant Daniel Gypsum CCR

Sanitas™ v.10.0.16 . UG

Box & Whiskers Plot

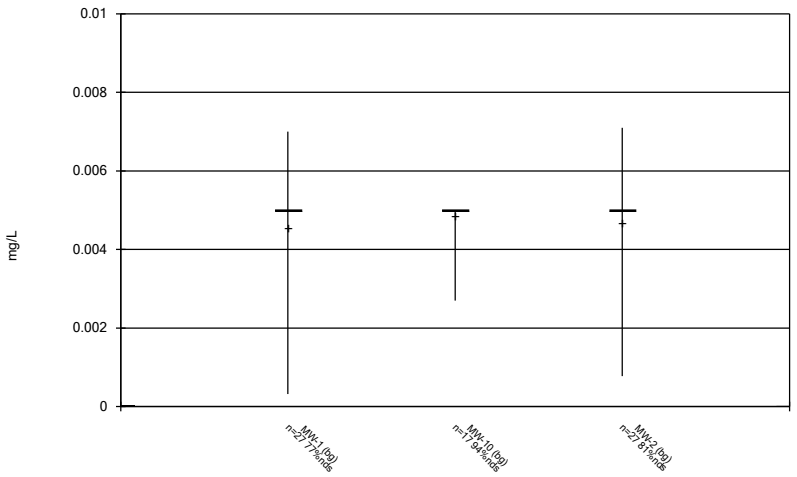

Constituent: Selenium Analysis Run 5/3/2024 11:07 AM
Plant Daniel Data: Plant Daniel Gypsum CCR

Sanitas™ v.10.0.16 . UG

Box & Whiskers Plot

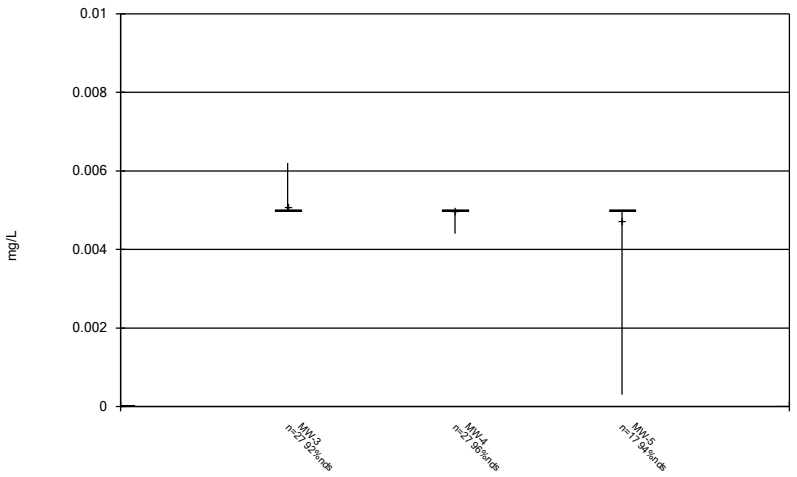

Constituent: Selenium Analysis Run 5/3/2024 11:07 AM
Plant Daniel Data: Plant Daniel Gypsum CCR

Sanitas™ v.10.0.16 . UG

Box & Whiskers Plot

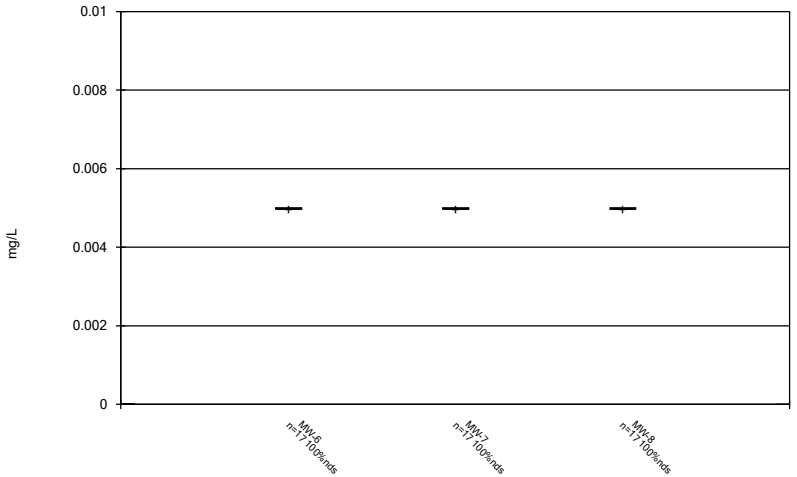

Constituent: Selenium Analysis Run 5/3/2024 11:07 AM
Plant Daniel Data: Plant Daniel Gypsum CCR

Sanitas™ v.10.0.16 . UG

Box & Whiskers Plot

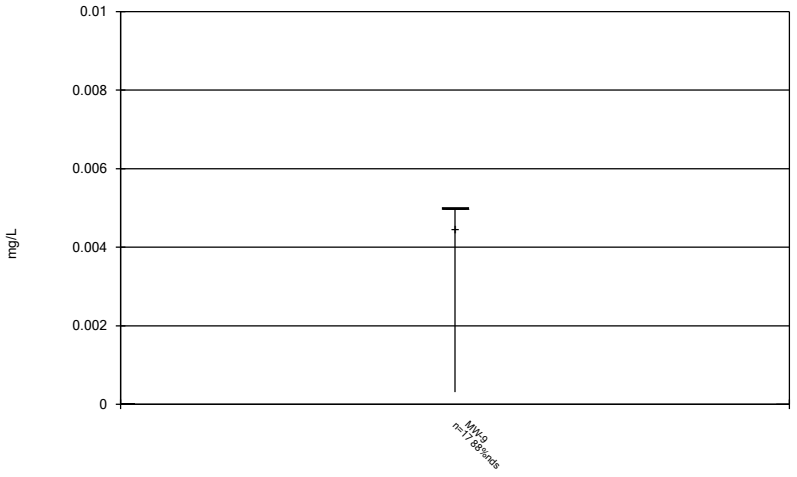

Constituent: Selenium Analysis Run 5/3/2024 11:07 AM
Plant Daniel Data: Plant Daniel Gypsum CCR

Sanitas™ v.10.0.16 . UG

Box & Whiskers Plot

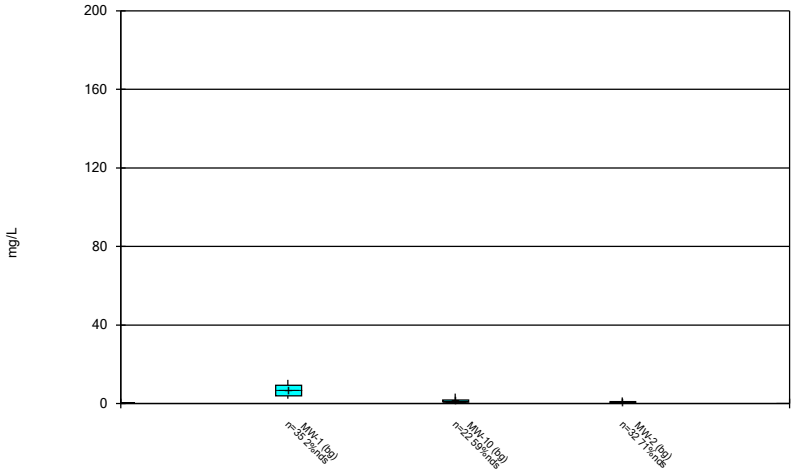

Constituent: Sulfate Analysis Run 5/3/2024 11:07 AM

Plant Daniel Data: Plant Daniel Gypsum CCR

Sanitas™ v.10.0.16 . UG

Box & Whiskers Plot

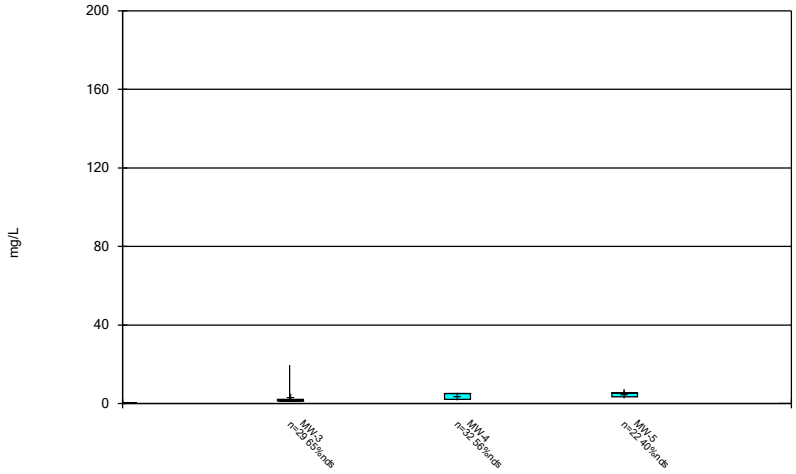

Constituent: Sulfate Analysis Run 5/3/2024 11:07 AM

Plant Daniel Data: Plant Daniel Gypsum CCR

Sanitas™ v.10.0.16 . UG

Box & Whiskers Plot

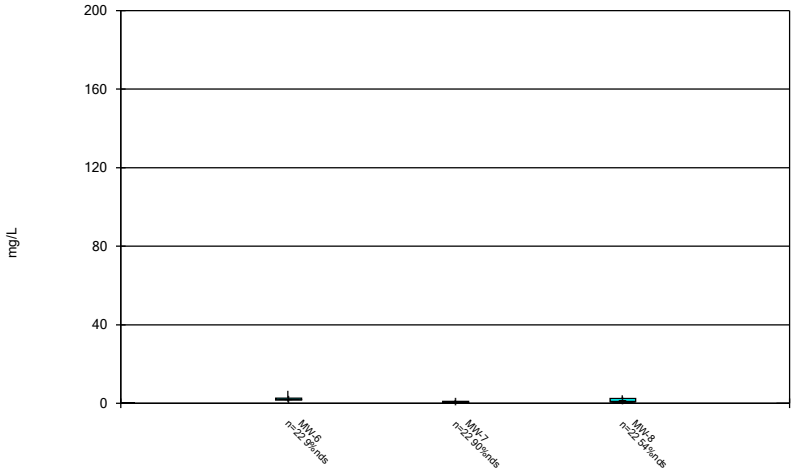

Constituent: Sulfate Analysis Run 5/3/2024 11:07 AM

Plant Daniel Data: Plant Daniel Gypsum CCR

Sanitas™ v.10.0.16 . UG

Box & Whiskers Plot



Constituent: Sulfate Analysis Run 5/3/2024 11:07 AM

Plant Daniel Data: Plant Daniel Gypsum CCR

Sanitas™ v.10.0.16 . UG

Box & Whiskers Plot

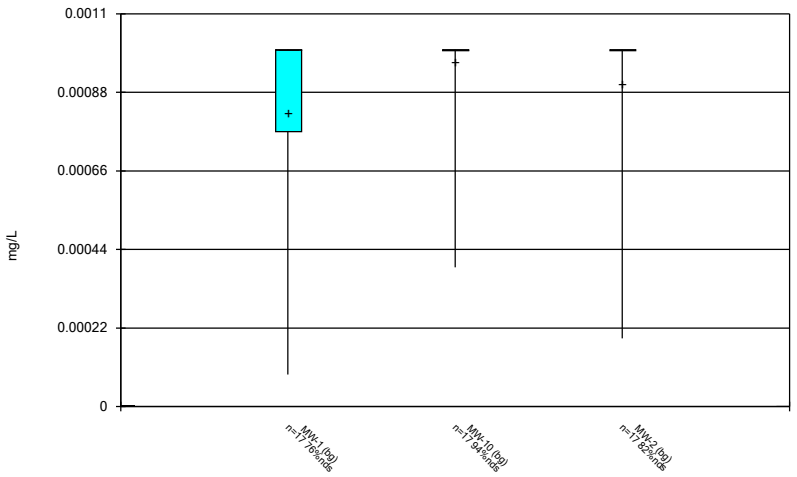

Constituent: Thallium Analysis Run 5/3/2024 11:07 AM

Plant Daniel Data: Plant Daniel Gypsum CCR

Sanitas™ v.10.0.16 . UG

Box & Whiskers Plot

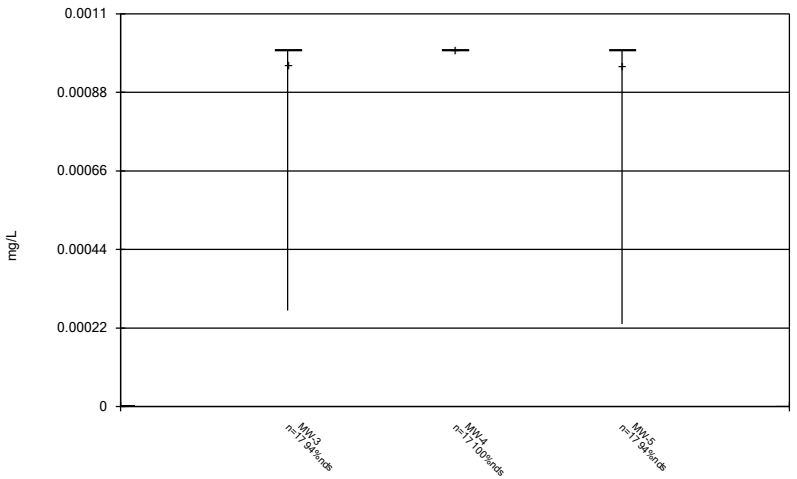

Constituent: Thallium Analysis Run 5/3/2024 11:07 AM

Plant Daniel Data: Plant Daniel Gypsum CCR

Sanitas™ v.10.0.16 . UG

Box & Whiskers Plot

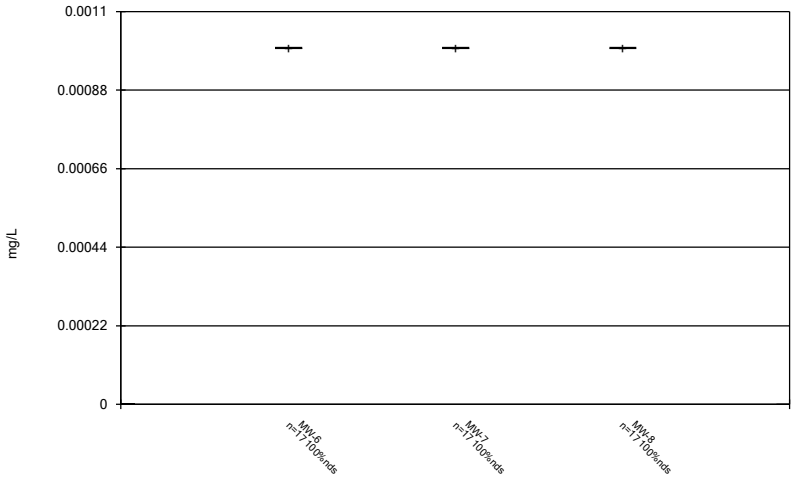

Constituent: Thallium Analysis Run 5/3/2024 11:07 AM

Plant Daniel Data: Plant Daniel Gypsum CCR

Sanitas™ v.10.0.16 . UG

Box & Whiskers Plot



Constituent: Thallium Analysis Run 5/3/2024 11:07 AM

Plant Daniel Data: Plant Daniel Gypsum CCR

Sanitas™ v.10.0.16 . UG

Box & Whiskers Plot

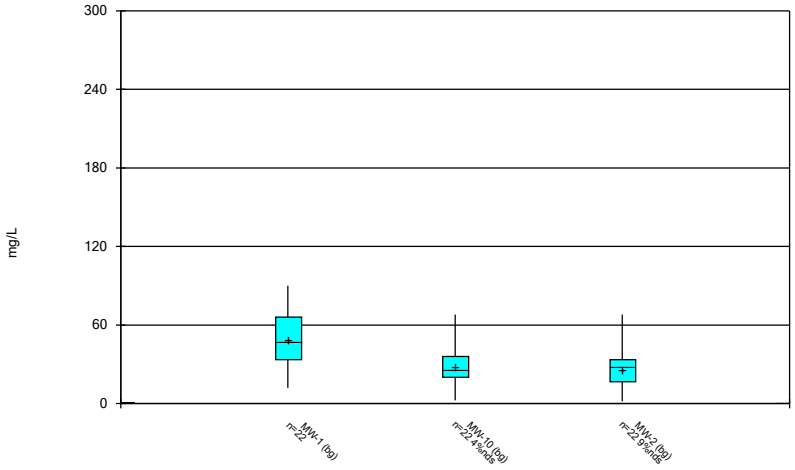

Constituent: Total Dissolved Solids Analysis Run 5/3/2024 11:07 AM

Plant Daniel Data: Plant Daniel Gypsum CCR

Sanitas™ v.10.0.16 . UG

Box & Whiskers Plot

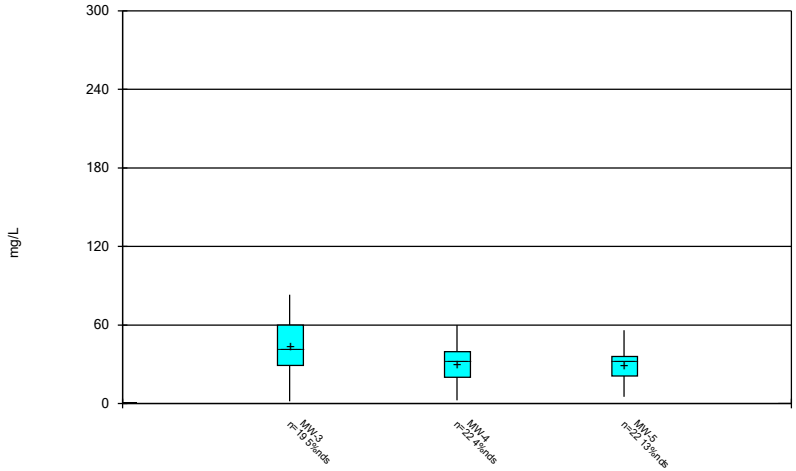

Constituent: Total Dissolved Solids Analysis Run 5/3/2024 11:07 AM

Plant Daniel Data: Plant Daniel Gypsum CCR

Sanitas™ v.10.0.16 . UG

Box & Whiskers Plot

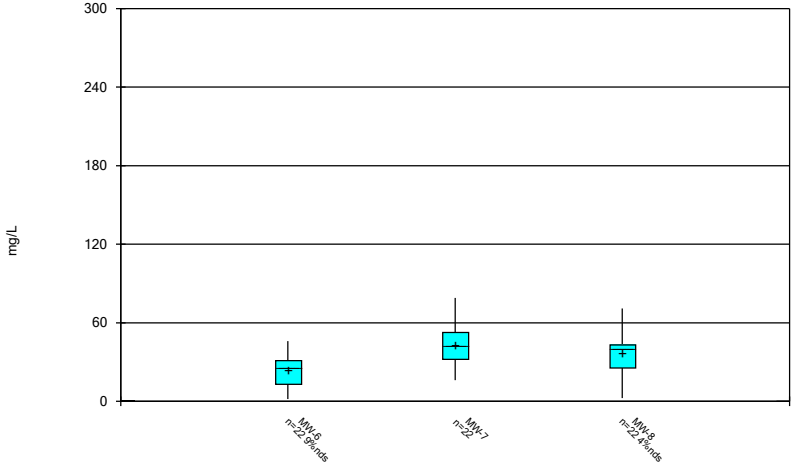

Constituent: Total Dissolved Solids Analysis Run 5/3/2024 11:07 AM

Plant Daniel Data: Plant Daniel Gypsum CCR

Sanitas™ v.10.0.16 . UG

Box & Whiskers Plot

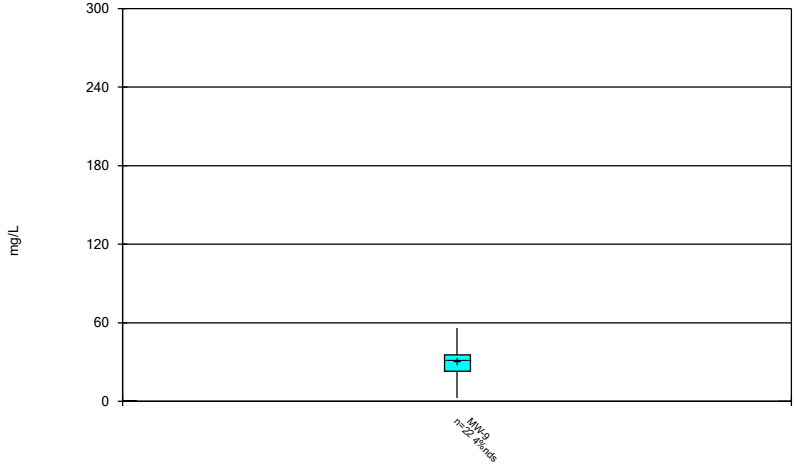

Constituent: Total Dissolved Solids Analysis Run 5/3/2024 11:07 AM

Plant Daniel Data: Plant Daniel Gypsum CCR

Tukey's Outlier Tests & Outlier Summary

Outlier Summary

Plant Daniel Data: Plant Daniel Gypsum CCR Printed 5/3/2024, 11:02 AM

	MW-10 Calcium (mg/L)	MW-3 Calcium (mg/L)	MW-3 Chloride (mg/L)	MW-1 Combined Radium 226 + 228 (pCi/L)	MW-3 Fluoride (mg/L)	MW-8 pH (SU)	MW-3 Sulfate (mg/L)	MW-3 Total Dissolved Solids (mg/L)
3/22/2016	2.7 (o)			6.64 (o)				
5/16/2016	2.9 (o)							
5/23/2017						7.14 (o)		
11/7/2018			25 (o)					
9/25/2019		20.2 (o)					65.1 (o)	143 (o)
11/29/2019		35.8 (o)			0.331 (o)		107 (o)	180 (o)
2/22/2020		48.2 (o)						
4/14/2020		64 (o)					194 (o)	299 (o)
10/23/2020		52 (o)					142 (o)	244 (o)
3/15/2021		44.7 (o)					116 (o)	201 (o)

Tukey's Outlier Test - All Results

Plant Daniel Data: Plant Daniel Gypsum CCR Printed 5/2/2024, 12:00 PM

Constituent	Well	Outlier	Value(s)	Date(s)	Method	Alpha	N	Mean	Std. Dev.	Distribution	Normality Test
Boron (mg/L)	MW-1 (bg)	n/a	n/a	n/a	NP	NaN	21	0.07605	0.01521	unknown	ShapiroWilk
Boron (mg/L)	MW-10 (bg)	No	n/a	n/a	NP	NaN	21	0.06591	0.02331	ln(x)	ShapiroWilk
Boron (mg/L)	MW-2 (bg)	No	n/a	n/a	NP	NaN	21	0.07319	0.01391	x^3	ShapiroWilk
Boron (mg/L)	MW-3	n/a	n/a	n/a	NP	NaN	22	0.08346	0.02578	unknown	ShapiroWilk
Boron (mg/L)	MW-4	n/a	n/a	n/a	NP	NaN	21	0.07537	0.01466	unknown	ShapiroWilk
Boron (mg/L)	MW-5	n/a	n/a	n/a	NP	NaN	21	0.07791	0.009558	unknown	ShapiroWilk
Boron (mg/L)	MW-6	n/a	n/a	n/a	NP	NaN	21	0.07757	0.01115	unknown	ShapiroWilk
Boron (mg/L)	MW-7	n/a	n/a	n/a	NP	NaN	22	0.07755	0.008484	unknown	ShapiroWilk
Boron (mg/L)	MW-8	n/a	n/a	n/a	NP	NaN	21	0.0785	0.006896	unknown	ShapiroWilk
Boron (mg/L)	MW-9	n/a	n/a	n/a	NP	NaN	21	0.07036	0.02078	unknown	ShapiroWilk
Calcium (mg/L)	MW-1 (bg)	No	n/a	n/a	NP	NaN	22	4.242	1.565	ln(x)	ShapiroWilk
Calcium (mg/L)	MW-10 (bg)	No	n/a	n/a	NP	NaN	22	0.9615	0.6303	ln(x)	ShapiroWilk
Calcium (mg/L)	MW-2 (bg)	No	n/a	n/a	NP	NaN	23	0.9417	0.1494	normal	ShapiroWilk
Calcium (mg/L)	MW-3	No	n/a	n/a	NP	NaN	24	12.61	19.93	ln(x)	ShapiroWilk
Calcium (mg/L)	MW-4	No	n/a	n/a	NP	NaN	22	1.627	0.4269	x^3	ShapiroWilk
Calcium (mg/L)	MW-5	No	n/a	n/a	NP	NaN	22	1.914	0.2391	normal	ShapiroWilk
Calcium (mg/L)	MW-6	No	n/a	n/a	NP	NaN	22	1.153	0.2266	x^2	ShapiroWilk
Calcium (mg/L)	MW-7	No	n/a	n/a	NP	NaN	22	1.84	0.585	ln(x)	ShapiroWilk
Calcium (mg/L)	MW-8	No	n/a	n/a	NP	NaN	23	2.301	0.5556	ln(x)	ShapiroWilk
Calcium (mg/L)	MW-9	No	n/a	n/a	NP	NaN	23	0.9302	0.1728	normal	ShapiroWilk
Chloride (mg/L)	MW-1 (bg)	No	n/a	n/a	NP	NaN	21	5.32	2.987	ln(x)	ShapiroWilk
Chloride (mg/L)	MW-10 (bg)	No	n/a	n/a	NP	NaN	21	5.306	1.318	ln(x)	ShapiroWilk
Chloride (mg/L)	MW-2 (bg)	No	n/a	n/a	NP	NaN	21	8.318	1.006	normal	ShapiroWilk
Chloride (mg/L)	**MW-3**	**Yes**	**25**	**11/7/2018**	**NP**	**NaN**	**21**	**10.62**	**3.44**	**ln(x)**	**ShapiroWilk**
Chloride (mg/L)	MW-4	No	n/a	n/a	NP	NaN	21	7.387	1.148	sqrt(x)	ShapiroWilk
Chloride (mg/L)	MW-5	No	n/a	n/a	NP	NaN	21	7.353	1.733	normal	ShapiroWilk
Chloride (mg/L)	MW-6	No	n/a	n/a	NP	NaN	21	6.902	1.47	normal	ShapiroWilk
Chloride (mg/L)	MW-7	No	n/a	n/a	NP	NaN	21	12.43	3.386	normal	ShapiroWilk
Chloride (mg/L)	MW-8	No	n/a	n/a	NP	NaN	22	8.739	1.664	normal	ShapiroWilk
Chloride (mg/L)	**MW-9**	**Yes**	**4.03**	**3/14/2022**	**NP**	**NaN**	**22**	**7.573**	**1.689**	**ln(x)**	**ShapiroWilk**
Fluoride (mg/L)	MW-1 (bg)	No	n/a	n/a	NP	NaN	22	0.08455	0.02613	sqrt(x)	ShapiroWilk
Fluoride (mg/L)	MW-10 (bg)	n/a	n/a	n/a	NP	NaN	22	0.09667	0.01563	unknown	ShapiroWilk
Fluoride (mg/L)	MW-2 (bg)	n/a	n/a	n/a	NP	NaN	22	0.08857	0.02599	unknown	ShapiroWilk
Fluoride (mg/L)	MW-3	No	n/a	n/a	NP	NaN	24	0.09201	0.07713	ln(x)	ShapiroWilk
Fluoride (mg/L)	MW-4	n/a	n/a	n/a	NP	NaN	22	0.09905	0.004435	unknown	ShapiroWilk
Fluoride (mg/L)	MW-5	n/a	n/a	n/a	NP	NaN	22	0.09974	0.001237	unknown	ShapiroWilk
Fluoride (mg/L)	MW-6	n/a	n/a	n/a	NP	NaN	22	0.09051	0.02286	unknown	ShapiroWilk
Fluoride (mg/L)	MW-7	No	n/a	n/a	NP	NaN	22	0.07483	0.03153	ln(x)	ShapiroWilk
Fluoride (mg/L)	MW-8	n/a	n/a	n/a	NP	NaN	22	0.09425	0.01882	unknown	ShapiroWilk
Fluoride (mg/L)	MW-9	n/a	n/a	n/a	NP	NaN	22	0.09355	0.0209	unknown	ShapiroWilk
pH (SU)	MW-1 (bg)	No	n/a	n/a	NP	NaN	31	5.058	0.3101	ln(x)	ShapiroWilk
pH (SU)	MW-10 (bg)	No	n/a	n/a	NP	NaN	22	5.04	0.1711	ln(x)	ShapiroWilk
pH (SU)	MW-2 (bg)	No	n/a	n/a	NP	NaN	31	4.968	0.2648	ln(x)	ShapiroWilk
pH (SU)	MW-3	No	n/a	n/a	NP	NaN	31	4.486	0.137	ln(x)	ShapiroWilk
pH (SU)	MW-4	No	n/a	n/a	NP	NaN	31	4.857	0.1186	ln(x)	ShapiroWilk
pH (SU)	MW-5	No	n/a	n/a	NP	NaN	22	4.82	0.1257	x^(1/3)	ShapiroWilk
pH (SU)	MW-6	No	n/a	n/a	NP	NaN	22	4.657	0.07343	x^6	ShapiroWilk
pH (SU)	**MW-7**	**Yes**	**5.16**	**7/11/2016**	**NP**	**NaN**	**22**	**4.476**	**0.1907**	**ln(x)**	**ShapiroWilk**
pH (SU)	**MW-8**	**Yes**	**7.14**	**5/23/2017**	**NP**	**NaN**	**22**	**4.786**	**0.5408**	**ln(x)**	**ShapiroWilk**
pH (SU)	MW-9	No	n/a	n/a	NP	NaN	22	4.893	0.07535	x^6	ShapiroWilk
Sulfate (mg/L)	MW-1 (bg)	No	n/a	n/a	NP	NaN	34	6.632	2.906	normal	ShapiroWilk
Sulfate (mg/L)	**MW-10 (bg)**	**Yes**	**3.38,3.39,4.98**	**10/3/2022,4/18/2023,10/26/2023**	**NP**	**NaN**	**21**	**1.444**	**1.12**	**ln(x)**	**ShapiroWilk**
Sulfate (mg/L)	MW-2 (bg)	n/a	n/a	n/a	NP	NaN	31	1.016	0.4315	unknown	ShapiroWilk
Sulfate (mg/L)	**MW-3**	**Yes**	**65.1,107,194,142,116**	**9/25/2019,11/29/2019,4/14/2020,10/23/2020...**	**NP**	**NaN**	**33**	**21.34**	**47.67**	**ln(x)**	**ShapiroWilk**
Sulfate (mg/L)	MW-4	No	n/a	n/a	NP	NaN	31	3.84	1.449	ln(x)	ShapiroWilk
Sulfate (mg/L)	MW-5	No	n/a	n/a	NP	NaN	21	4.838	1.242	x^(1/3)	ShapiroWilk
Sulfate (mg/L)	MW-6	No	n/a	n/a	NP	NaN	21	1.967	0.6774	x^2	ShapiroWilk
Sulfate (mg/L)	MW-7	n/a	n/a	n/a	NP	NaN	21	1.001	0.1773	unknown	ShapiroWilk
Sulfate (mg/L)	MW-8	No	n/a	n/a	NP	NaN	21	1.514	0.9696	ln(x)	ShapiroWilk
Sulfate (mg/L)	MW-9	No	n/a	n/a	NP	NaN	21	1.725	0.7664	ln(x)	ShapiroWilk
Total Dissolved Solids (mg/L)	MW-1 (bg)	No	n/a	n/a	NP	NaN	21	50.19	21.24	sqrt(x)	ShapiroWilk
Total Dissolved Solids (mg/L)	MW-10 (bg)	No	n/a	n/a	NP	NaN	21	28.26	13.66	normal	ShapiroWilk
Total Dissolved Solids (mg/L)	MW-2 (bg)	No	n/a	n/a	NP	NaN	21	26.35	14.84	normal	ShapiroWilk
Total Dissolved Solids (mg/L)	MW-3	No	n/a	n/a	NP	NaN	23	79.73	79.11	x^(1/3)	ShapiroWilk
Total Dissolved Solids (mg/L)	MW-4	No	n/a	n/a	NP	NaN	21	31.5	13.71	normal	ShapiroWilk
Total Dissolved Solids (mg/L)	MW-5	No	n/a	n/a	NP	NaN	21	30.29	12.72	normal	ShapiroWilk
Total Dissolved Solids (mg/L)	MW-6	No	n/a	n/a	NP	NaN	21	24.07	11.72	normal	ShapiroWilk
Total Dissolved Solids (mg/L)	MW-7	No	n/a	n/a	NP	NaN	21	42.19	14.26	sqrt(x)	ShapiroWilk

Tukey’s Outlier Test - All Results

Plant Daniel Data: Plant Daniel Gypsum CCR Printed 5/2/2024, 12:00 PM

Constituent	Well	Outlier	Value(s)	Date(s)	Method	Alpha	N	Mean	Std. Dev.	Distribution	Normality Test
Total Dissolved Solids (mg/L)	MW-8	No	n/a	n/a	NP	NaN	21	38.26	15.73	normal	ShapiroWilk
Total Dissolved Solids (mg/L)	MW-9	No	n/a	n/a	NP	NaN	21	30.79	11.66	normal	ShapiroWilk

Sanitas™ v.10.0.16 . UG

Tukey's Outlier Screening

MW-1 (bg)

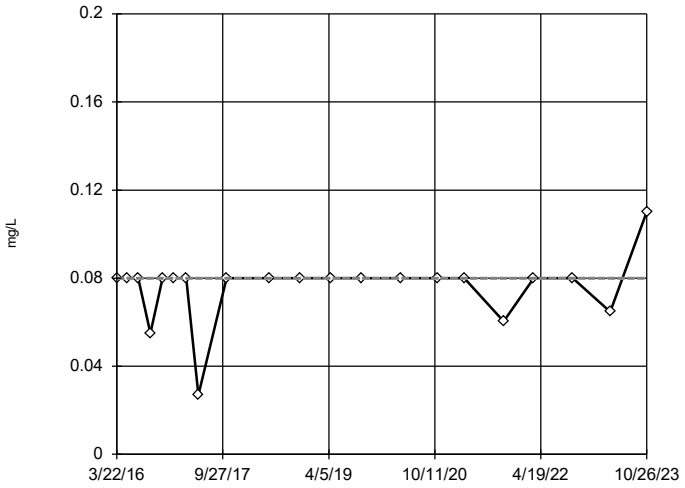

n = 21

No outliers found. Tukey's method selected by user.

Data were square transformed to achieve best W statistic (graph shown in original units).

The results were invalidated, because the lower and upper quartiles are equal.

Constituent: Boron Analysis Run 5/2/2024 11:48 AM View: Outliers

Plant Daniel Data: Plant Daniel Gypsum CCR

Sanitas™ v.10.0.16 . UG

Tukey's Outlier Screening

MW-10 (bg)

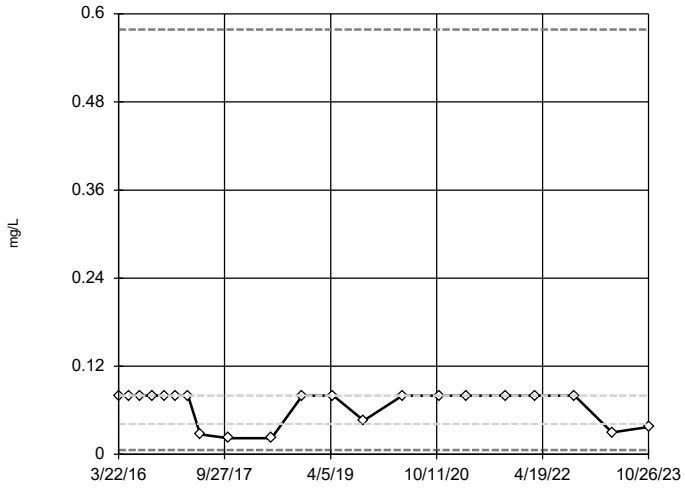

n = 21

No outliers found. Tukey's method selected by user.

Data were natural log transformed to achieve best W statistic (graph shown in original units).

High cutoff = 0.5786, low cutoff = 0.005719, based on IQR multiplier of 3.

Constituent: Boron Analysis Run 5/2/2024 11:48 AM View: Outliers

Plant Daniel Data: Plant Daniel Gypsum CCR

Sanitas™ v.10.0.16 . UG

Tukey's Outlier Screening

MW-2 (bg)

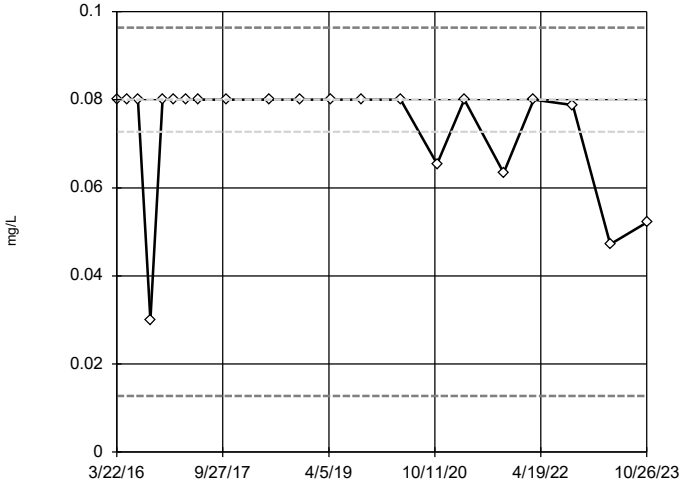

n = 21

No outliers found. Tukey's method selected by user.

Data were cube transformed to achieve best W statistic (graph shown in original units).

High cutoff = 0.09635, low cutoff = 0.01272, based on IQR multiplier of 3.

Constituent: Boron Analysis Run 5/2/2024 11:48 AM View: Outliers

Plant Daniel Data: Plant Daniel Gypsum CCR

Sanitas™ v.10.0.16 . UG

Tukey's Outlier Screening

MW-3

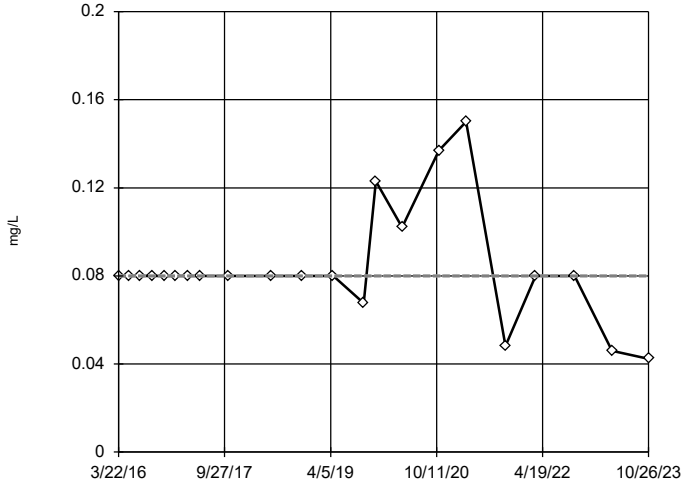

n = 22

No outliers found. Tukey's method selected by user.

Data were natural log transformed to achieve best W statistic (graph shown in original units).

The results were invalidated, because the lower and upper quartiles are equal.

Constituent: Boron Analysis Run 5/2/2024 11:48 AM View: Outliers

Plant Daniel Data: Plant Daniel Gypsum CCR

Sanitas™ v.10.0.16 . UG

Tukey's Outlier Screening

MW-4

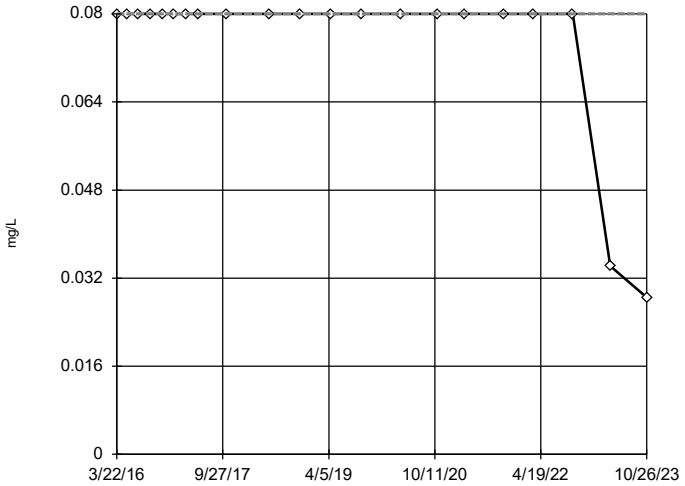

n = 21

No outliers found. Tukey's method selected by user.

Data were natural log transformed to achieve best W statistic (graph shown in original units).

The results were invalidated, because the lower and upper quartiles are equal.

Constituent: Boron Analysis Run 5/2/2024 11:48 AM View: Outliers

Plant Daniel Data: Plant Daniel Gypsum CCR

Sanitas™ v.10.0.16 . UG

Tukey's Outlier Screening

MW-5

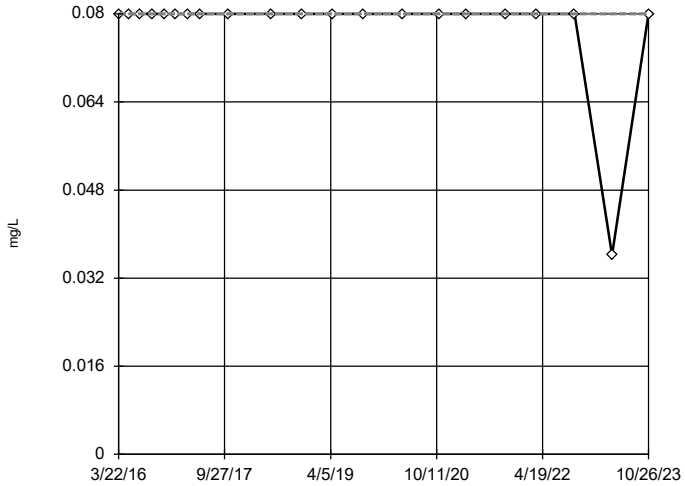

n = 21

No outliers found. Tukey's method selected by user.

Data were square root transformed to achieve best W statistic (graph shown in original units).

The results were invalidated, because the lower and upper quartiles are equal.

Constituent: Boron Analysis Run 5/2/2024 11:48 AM View: Outliers

Plant Daniel Data: Plant Daniel Gypsum CCR

Sanitas™ v.10.0.16 . UG

Tukey's Outlier Screening

MW-6

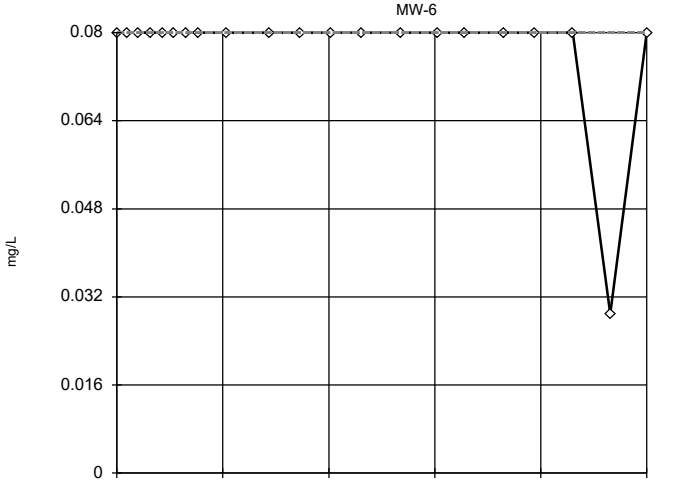

n = 21

No outliers found. Tukey's method selected by user.

Data were x^4 transformed to achieve best W statistic (graph shown in original units).

The results were invalidated, because the lower and upper quartiles are equal.

Constituent: Boron Analysis Run 5/2/2024 11:48 AM View: Outliers

Plant Daniel Data: Plant Daniel Gypsum CCR

Sanitas™ v.10.0.16 . UG

Tukey's Outlier Screening

MW-7

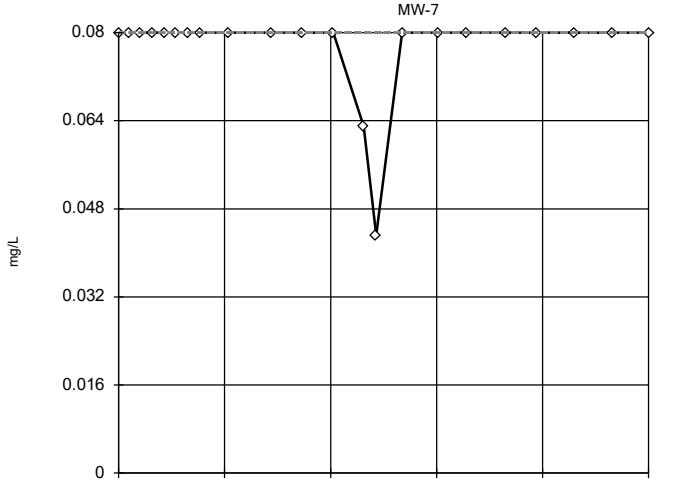

n = 22

No outliers found. Tukey's method selected by user.

Data were x^5 transformed to achieve best W statistic (graph shown in original units).

The results were invalidated, because the lower and upper quartiles are equal.

Constituent: Boron Analysis Run 5/2/2024 11:48 AM View: Outliers

Plant Daniel Data: Plant Daniel Gypsum CCR

Sanitas™ v.10.0.16 . UG

Tukey's Outlier Screening

MW-8

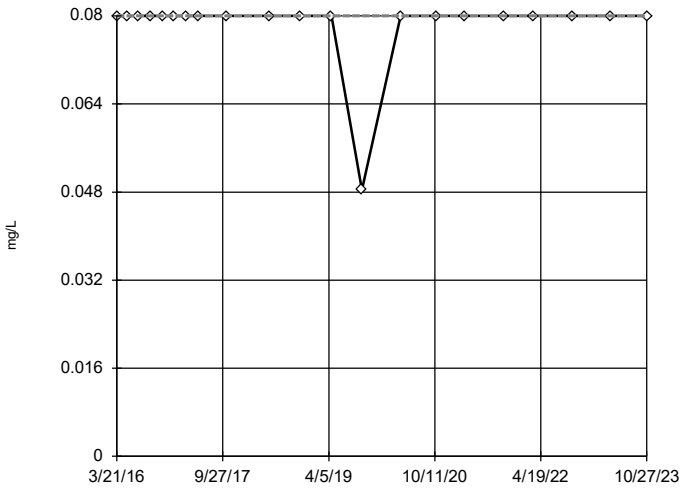

n = 21

No outliers found. Tukey's method selected by user.

Data were x^5 transformed to achieve best W statistic (graph shown in original units).

The results were invalidated, because the lower and upper quartiles are equal.

Constituent: Boron Analysis Run 5/2/2024 11:48 AM View: Outliers

Plant Daniel Data: Plant Daniel Gypsum CCR

Sanitas™ v.10.0.16 . UG

Tukey's Outlier Screening

MW-9

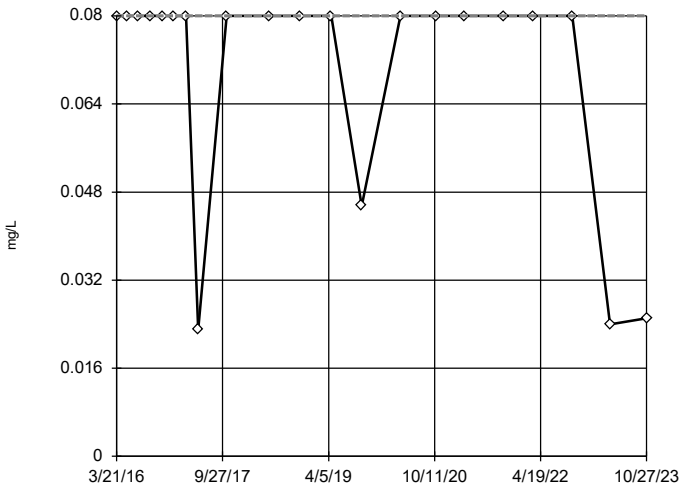

n = 21

No outliers found. Tukey's method selected by user.

Ladder of Powers transformations did not improve normality; analysis run on raw data.

The results were invalidated, because the lower and upper quartiles are equal.

Constituent: Boron Analysis Run 5/2/2024 11:48 AM View: Outliers

Plant Daniel Data: Plant Daniel Gypsum CCR

Sanitas™ v.10.0.16 . UG

Tukey's Outlier Screening

MW-1 (bg)

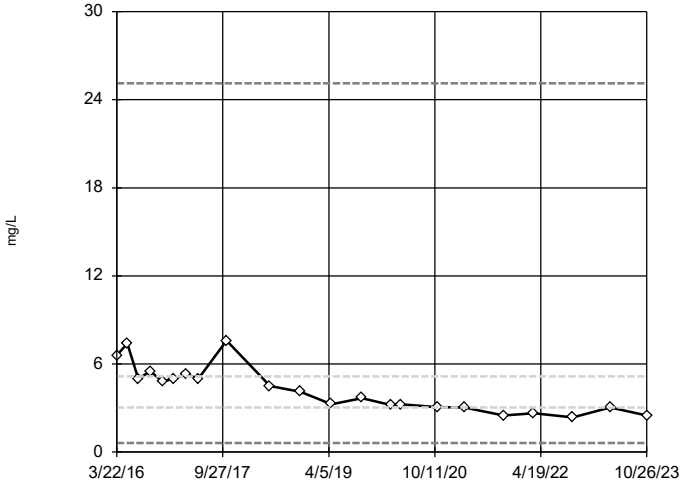

n = 22

No outliers found. Tukey's method selected by user.

Data were natural log transformed to achieve best W statistic (graph shown in original units).

High cutoff = 25.12, low cutoff = 0.622, based on IQR multiplier of 3.

Constituent: Calcium Analysis Run 5/2/2024 11:48 AM View: Outliers

Plant Daniel Data: Plant Daniel Gypsum CCR

Sanitas™ v.10.0.16 . UG

Tukey's Outlier Screening

MW-10 (bg)

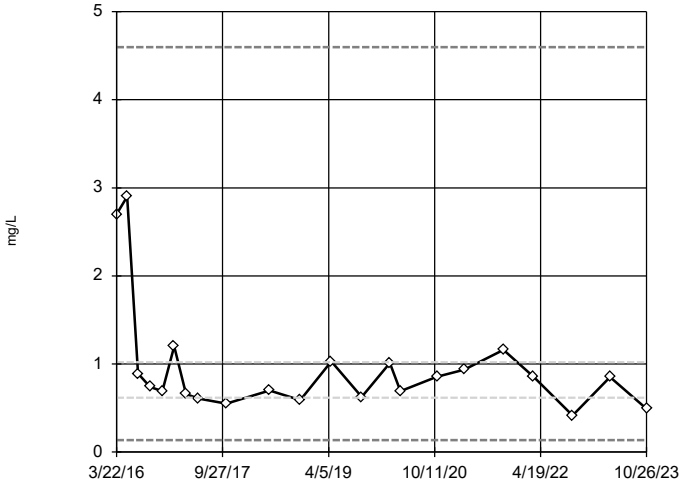

n = 22

No outliers found. Tukey's method selected by user.

Data were natural log transformed to achieve best W statistic (graph shown in original units).

High cutoff = 4.597, low cutoff = 0.137, based on IQR multiplier of 3.

Constituent: Calcium Analysis Run 5/2/2024 11:48 AM View: Outliers

Plant Daniel Data: Plant Daniel Gypsum CCR

Sanitas™ v.10.0.16 . UG

Tukey's Outlier Screening

MW-2 (bg)

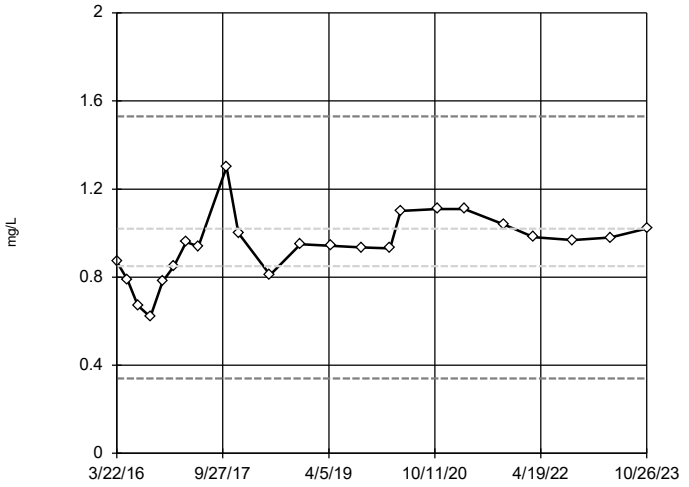

n = 23

No outliers found. Tukey's method selected by user.

Ladder of Powers transformations did not improve normality; analysis run on raw data.

High cutoff = 1.53, low cutoff = 0.34, based on IQR multiplier of 3.

Constituent: Calcium Analysis Run 5/2/2024 11:49 AM View: Outliers

Plant Daniel Data: Plant Daniel Gypsum CCR

Sanitas™ v.10.0.16 . UG

Tukey's Outlier Screening

MW-3

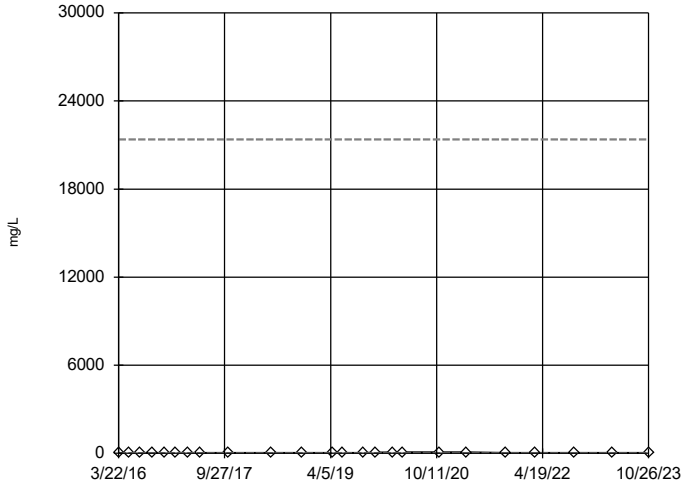

n = 24

No outliers found. Tukey's method selected by user.

Data were natural log transformed to achieve best W statistic (graph shown in original units).

High cutoff = 21378, low cutoff = 0.0005358, based on IQR multiplier of 3.

Constituent: Calcium Analysis Run 5/2/2024 11:49 AM View: Outliers

Plant Daniel Data: Plant Daniel Gypsum CCR

Sanitas™ v.10.0.16 . UG

Tukey's Outlier Screening

MW-4

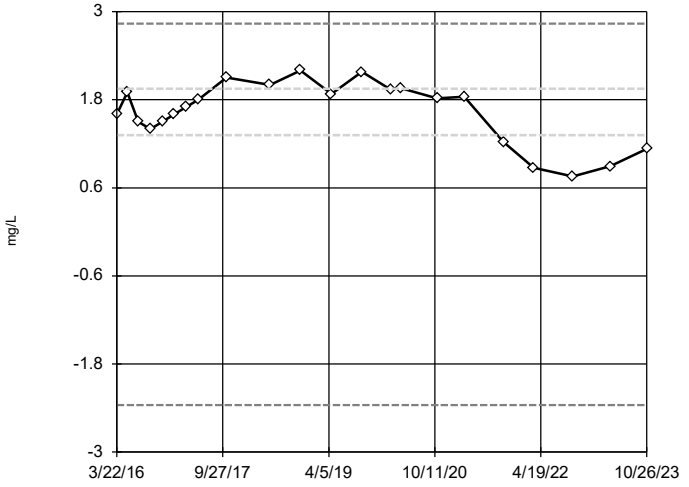

n = 22

No outliers found. Tukey's method selected by user.

Data were cube transformed to achieve best W statistic (graph shown in original units).

High cutoff = 2.837, low cutoff = -2.359, based on IQR multiplier of 3.

Constituent: Calcium Analysis Run 5/2/2024 11:49 AM View: Outliers

Plant Daniel Data: Plant Daniel Gypsum CCR

Sanitas™ v.10.0.16 . UG

Tukey's Outlier Screening

MW-5

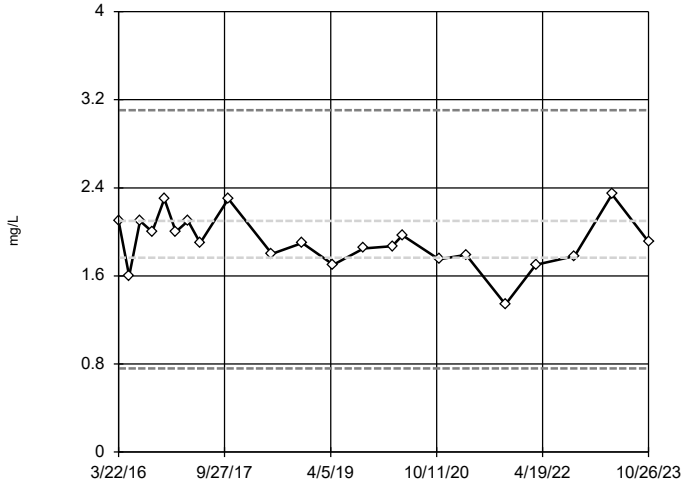

n = 22

No outliers found. Tukey's method selected by user.

Ladder of Powers transformations did not improve normality; analysis run on raw data.

High cutoff = 3.105, low cutoff = 0.76, based on IQR multiplier of 3.

Constituent: Calcium Analysis Run 5/2/2024 11:49 AM View: Outliers

Plant Daniel Data: Plant Daniel Gypsum CCR

Tukey's Outlier Screening

MW-6

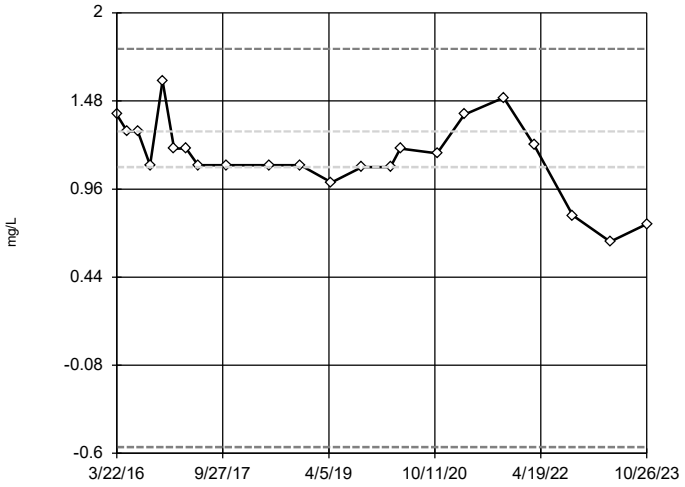

n = 22

No outliers found. Tukey's method selected by user.

Data were square transformed to achieve best W statistic (graph shown in original units).

High cutoff = 1.788, low cutoff = -0.5636, based on IQR multiplier of 3.

Constituent: Calcium Analysis Run 5/2/2024 11:49 AM View: Outliers
Plant Daniel Data: Plant Daniel Gypsum CCR

Sanitas™ v.10.0.16 . UG

Tukey's Outlier Screening

MW-7

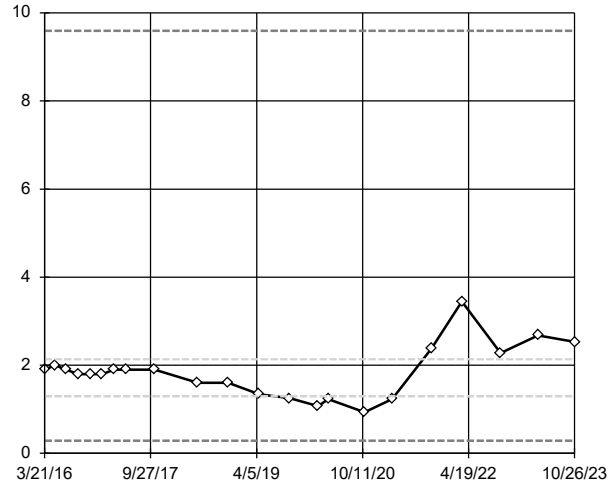

n = 22

No outliers found. Tukey's method selected by user.

Data were natural log transformed to achieve best W statistic (graph shown in original units).

High cutoff = 9.592, low cutoff = 0.2881, based on IQR multiplier of 3.

Constituent: Calcium Analysis Run 5/2/2024 11:49 AM View: Outliers
Plant Daniel Data: Plant Daniel Gypsum CCR

Sanitas™ v.10.0.16 . UG

Tukey's Outlier Screening

MW-8

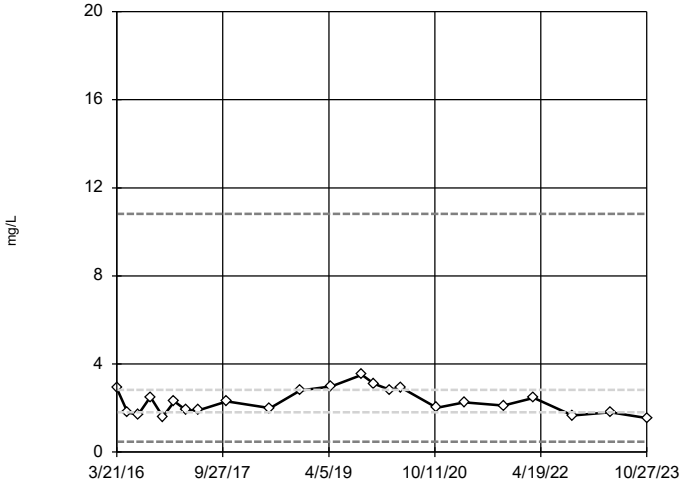

n = 23

No outliers found. Tukey's method selected by user.

Data were natural log transformed to achieve best W statistic (graph shown in original units).

High cutoff = 10.82, low cutoff = 0.4735, based on IQR multiplier of 3.

Constituent: Calcium Analysis Run 5/2/2024 11:49 AM View: Outliers
Plant Daniel Data: Plant Daniel Gypsum CCR

Sanitas™ v.10.0.16 . UG

Tukey's Outlier Screening

MW-9

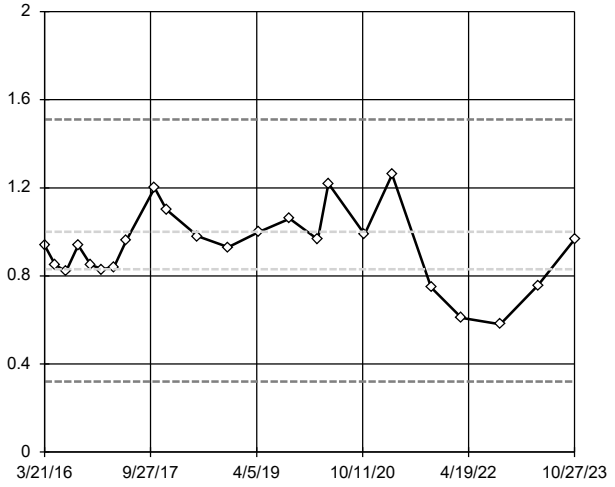

n = 23

No outliers found. Tukey's method selected by user.

Ladder of Powers transformations did not improve normality; analysis run on raw data.

High cutoff = 1.51, low cutoff = 0.32, based on IQR multiplier of 3.

Constituent: Calcium Analysis Run 5/2/2024 11:49 AM View: Outliers
Plant Daniel Data: Plant Daniel Gypsum CCR

Sanitas™ v.10.0.16 . UG

Tukey's Outlier Screening

MW-1 (bg)

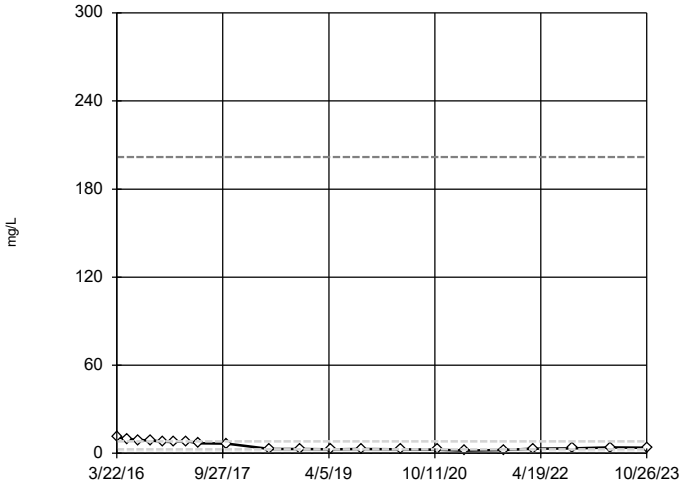

n = 21

No outliers found. Tukey's method selected by user.

Data were natural log transformed to achieve best W statistic (graph shown in original units).

High cutoff = 201.8, low cutoff = 0.1112, based on IQR multiplier of 3.

Constituent: Chloride Analysis Run 5/2/2024 11:49 AM View: Outliers

Plant Daniel Data: Plant Daniel Gypsum CCR

Sanitas™ v.10.0.16 . UG

Tukey's Outlier Screening

MW-10 (bg)

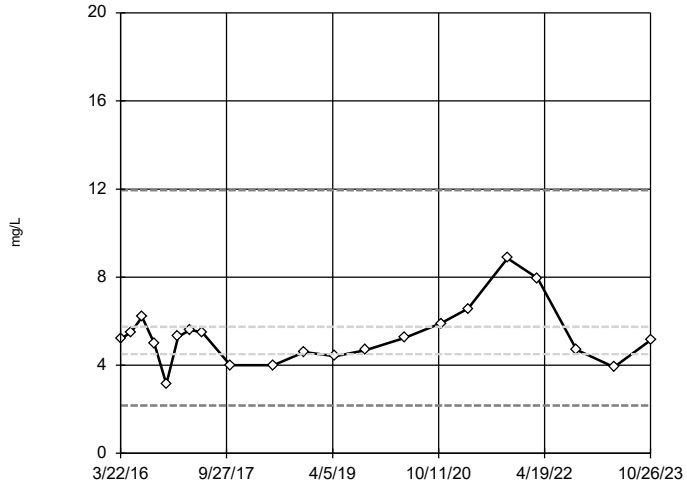

n = 21

No outliers found. Tukey's method selected by user.

Data were natural log transformed to achieve best W statistic (graph shown in original units).

High cutoff = 11.95, low cutoff = 2.167, based on IQR multiplier of 3.

Constituent: Chloride Analysis Run 5/2/2024 11:49 AM View: Outliers

Plant Daniel Data: Plant Daniel Gypsum CCR

Sanitas™ v.10.0.16 . UG

Tukey's Outlier Screening

MW-2 (bg)

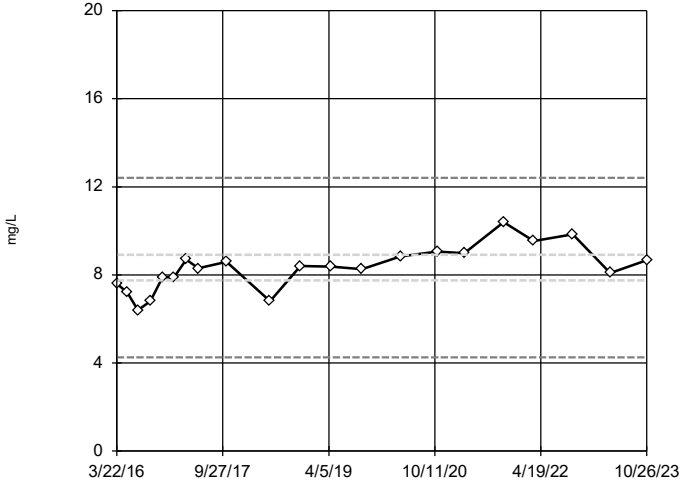

n = 21

No outliers found. Tukey's method selected by user.

Ladder of Powers transformations did not improve normality; analysis run on raw data.

High cutoff = 12.41, low cutoff = 4.255, based on IQR multiplier of 3.

Constituent: Chloride Analysis Run 5/2/2024 11:49 AM View: Outliers

Plant Daniel Data: Plant Daniel Gypsum CCR

Sanitas™ v.10.0.16 . UG

Tukey's Outlier Screening

MW-3

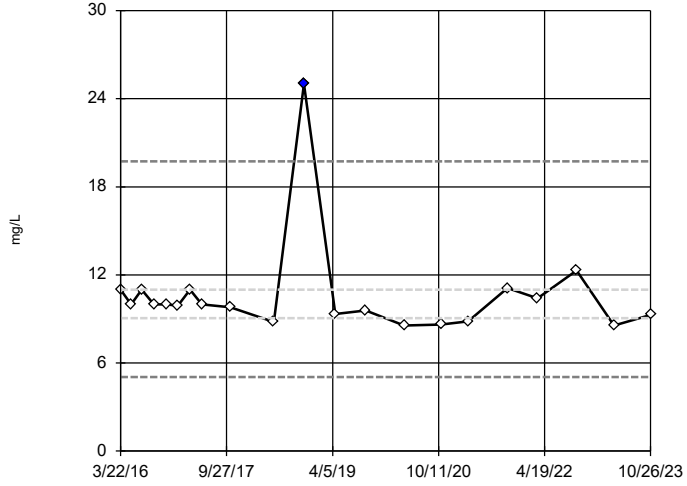

n = 21

Outlier is drawn as solid. Tukey's method selected by user.

Data were natural log transformed to achieve best W statistic (graph shown in original units).

High cutoff = 19.74, low cutoff = 5.045, based on IQR multiplier of 3.

Constituent: Chloride Analysis Run 5/2/2024 11:49 AM View: Outliers

Plant Daniel Data: Plant Daniel Gypsum CCR

Sanitas™ v.10.0.16 . UG

Tukey's Outlier Screening

MW-4

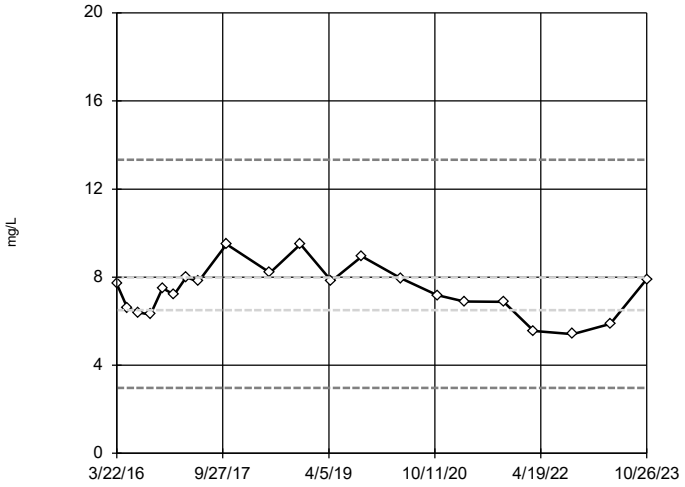

n = 21

No outliers found. Tukey's method selected by user.

Data were square root transformed to achieve best W statistic (graph shown in original units).

High cutoff = 13.33, low cutoff = 2.969, based on IQR multiplier of 3.

Constituent: Chloride Analysis Run 5/2/2024 11:49 AM View: Outliers

Plant Daniel Data: Plant Daniel Gypsum CCR

Sanitas™ v.10.0.16 . UG

Tukey's Outlier Screening

MW-5

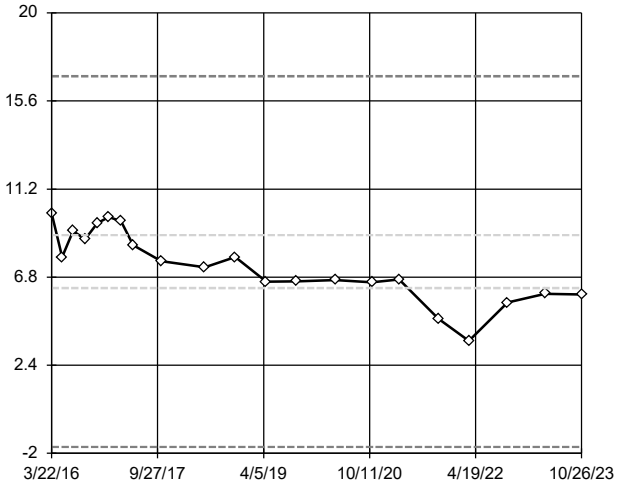

n = 21

No outliers found. Tukey's method selected by user.

Ladder of Powers transformations did not improve normality; analysis run on raw data.

High cutoff = 16.84, low cutoff = -1.68, based on IQR multiplier of 3.

Constituent: Chloride Analysis Run 5/2/2024 11:49 AM View: Outliers

Plant Daniel Data: Plant Daniel Gypsum CCR

Sanitas™ v.10.0.16 . UG

Tukey's Outlier Screening

MW-6

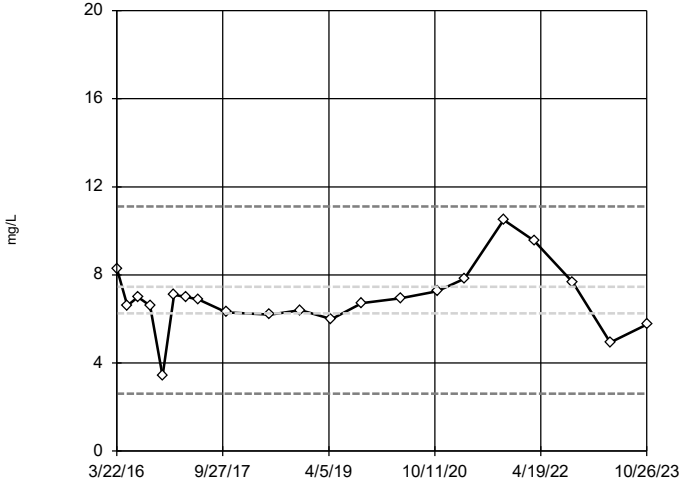

n = 21

No outliers found. Tukey's method selected by user.

Ladder of Powers transformations did not improve normality; analysis run on raw data.

High cutoff = 11.11, low cutoff = 2.605, based on IQR multiplier of 3.

Constituent: Chloride Analysis Run 5/2/2024 11:49 AM View: Outliers

Plant Daniel Data: Plant Daniel Gypsum CCR

Sanitas™ v.10.0.16 . UG

Tukey's Outlier Screening

MW-7

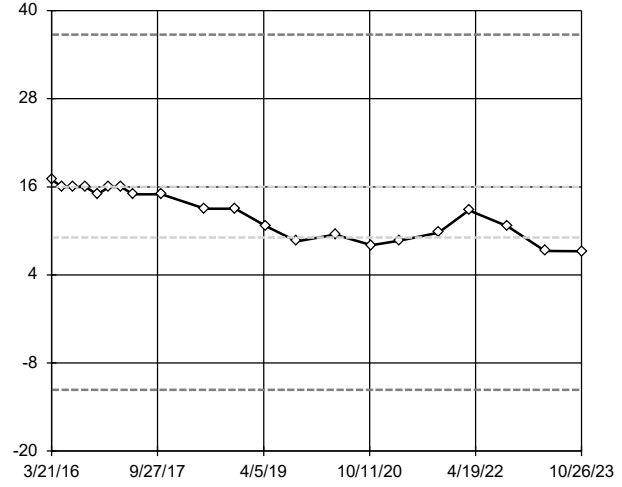

n = 21

No outliers found. Tukey's method selected by user.

Ladder of Powers transformations did not improve normality; analysis run on raw data.

High cutoff = 36.75, low cutoff = -11.66, based on IQR multiplier of 3.

Constituent: Chloride Analysis Run 5/2/2024 11:49 AM View: Outliers

Plant Daniel Data: Plant Daniel Gypsum CCR

Tukey's Outlier Screening

MW-8

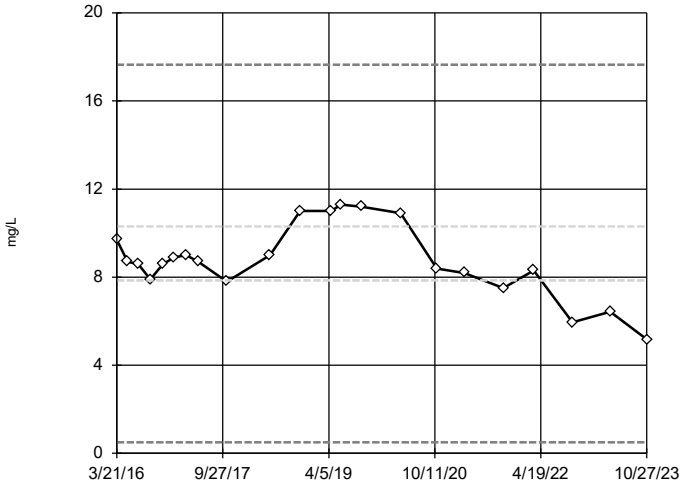

n = 22

No outliers found. Tukey's method selected by user.

Ladder of Powers transformations did not improve normality; analysis run on raw data.

High cutoff = 17.65, low cutoff = 0.5, based on IQR multiplier of 3.

Constituent: Chloride Analysis Run 5/2/2024 11:49 AM View: Outliers
Plant Daniel Data: Plant Daniel Gypsum CCR

Sanitas™ v.10.0.16 . UG

Tukey's Outlier Screening

MW-9

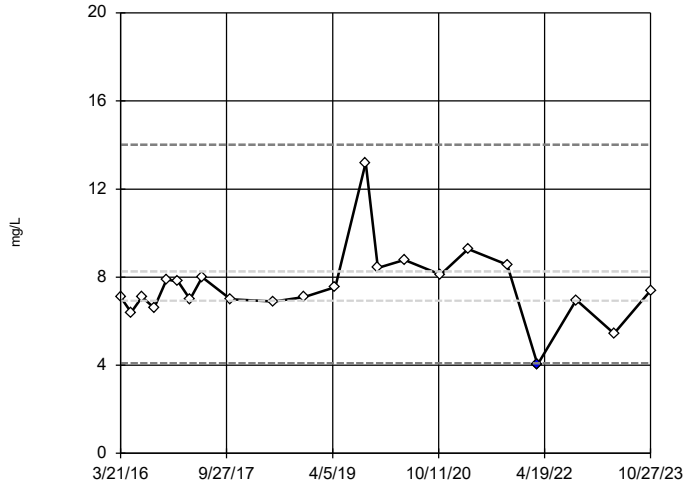

n = 22

Outlier is drawn as solid. Tukey's method selected by user.

Data were natural log transformed to achieve best W statistic (graph shown in original units).

High cutoff = 14.01, low cutoff = 4.087, based on IQR multiplier of 3.

Constituent: Chloride Analysis Run 5/2/2024 11:49 AM View: Outliers
Plant Daniel Data: Plant Daniel Gypsum CCR

Sanitas™ v.10.0.16 . UG

Tukey's Outlier Screening

MW-1 (bg)

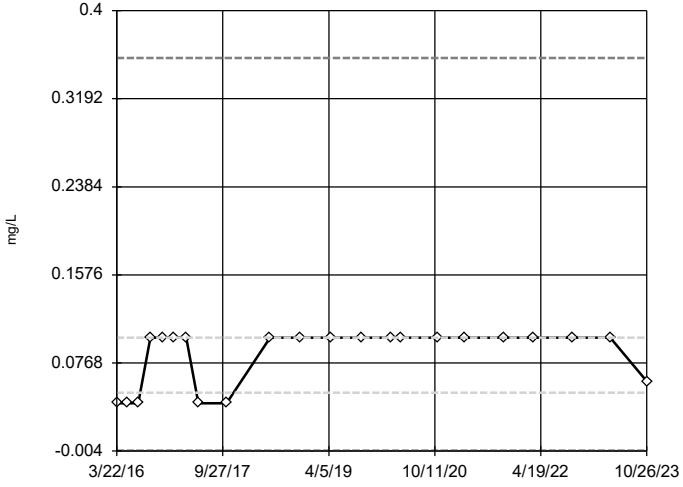

n = 22

No outliers found. Tukey's method selected by user.

Data were square root transformed to achieve best W statistic (graph shown in original units).

High cutoff = 0.3566, low cutoff = -0.003408, based on IQR multiplier of 3.

Constituent: Fluoride Analysis Run 5/2/2024 11:49 AM View: Outliers
Plant Daniel Data: Plant Daniel Gypsum CCR

Sanitas™ v.10.0.16 . UG

Tukey's Outlier Screening

MW-10 (bg)

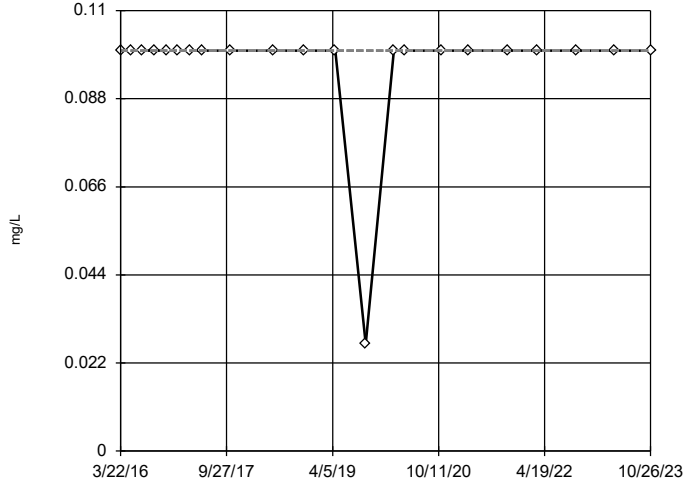

n = 22

No outliers found. Tukey's method selected by user.

Ladder of Powers transformations did not improve normality; analysis run on raw data.

The results were invalidated, because the lower and upper quartiles are equal.

Constituent: Fluoride Analysis Run 5/2/2024 11:49 AM View: Outliers
Plant Daniel Data: Plant Daniel Gypsum CCR

Sanitas™ v.10.0.16 . UG

Tukey's Outlier Screening

MW-2 (bg)

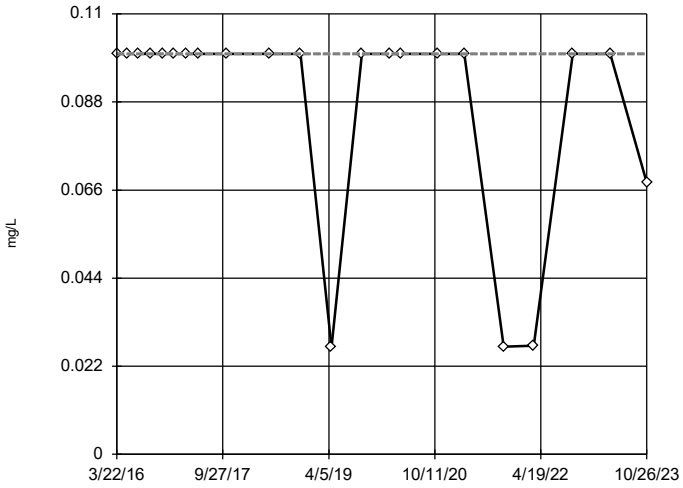

n = 22

No outliers found. Tukey's method selected by user.

Data were cube transformed to achieve best W statistic (graph shown in original units).

The results were invalidated, because the lower and upper quartiles are equal.

Constituent: Fluoride Analysis Run 5/2/2024 11:49 AM View: Outliers

Plant Daniel Data: Plant Daniel Gypsum CCR

Sanitas™ v.10.0.16 . UG

Tukey's Outlier Screening

MW-3

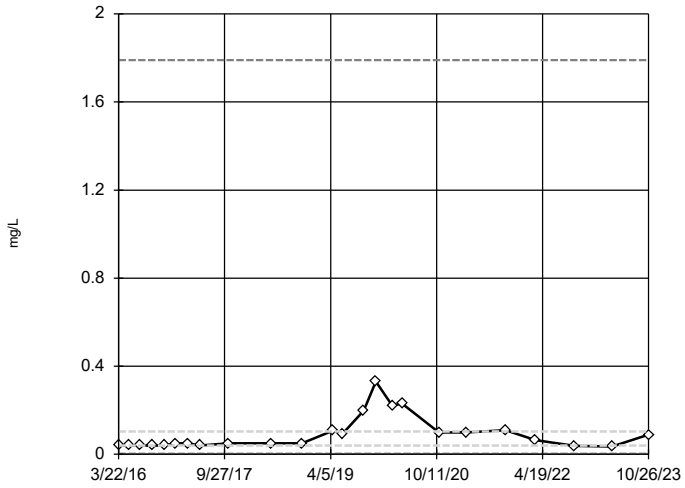

n = 24

No outliers found. Tukey's method selected by user.

Data were natural log transformed to achieve best W statistic (graph shown in original units).

High cutoff = 1.79, low cutoff = 0.002312, based on IQR multiplier of 3.

Constituent: Fluoride Analysis Run 5/2/2024 11:49 AM View: Outliers

Plant Daniel Data: Plant Daniel Gypsum CCR

Sanitas™ v.10.0.16 . UG

Tukey's Outlier Screening

MW-4

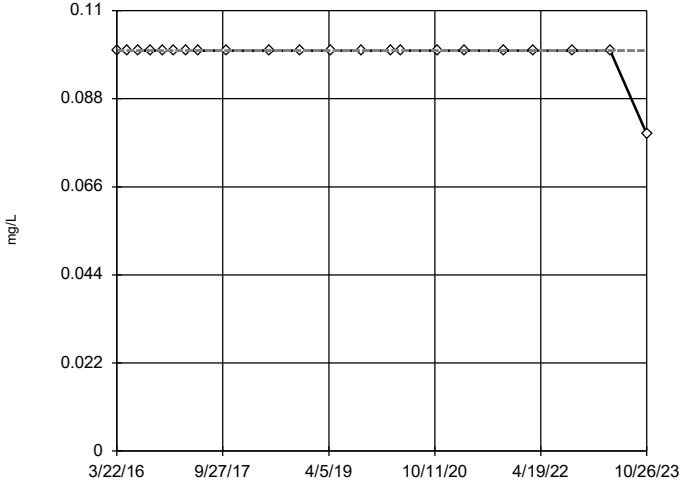

n = 22

No outliers found. Tukey's method selected by user.

Data were x^6 transformed to achieve best W statistic (graph shown in original units).

The results were invalidated, because the lower and upper quartiles are equal.

Constituent: Fluoride Analysis Run 5/2/2024 11:49 AM View: Outliers

Plant Daniel Data: Plant Daniel Gypsum CCR

Sanitas™ v.10.0.16 . UG

Tukey's Outlier Screening

MW-5

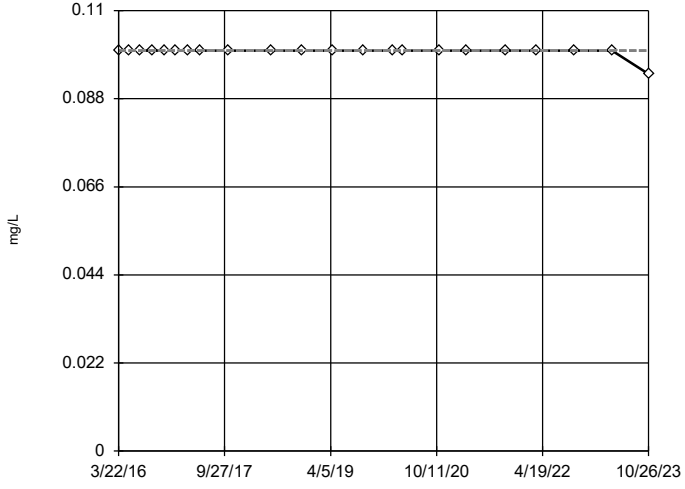

n = 22

No outliers found. Tukey's method selected by user.

Data were cube root transformed to achieve best W statistic (graph shown in original units).

The results were invalidated, because the lower and upper quartiles are equal.

Constituent: Fluoride Analysis Run 5/2/2024 11:49 AM View: Outliers

Plant Daniel Data: Plant Daniel Gypsum CCR

Sanitas™ v.10.0.16 . UG

Tukey's Outlier Screening

MW-6

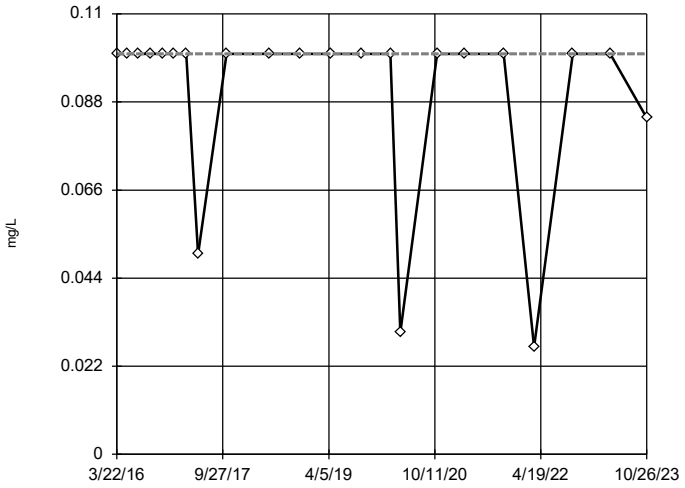

n = 22

No outliers found. Tukey's method selected by user.

Data were x^6 transformed to achieve best W statistic (graph shown in original units).

The results were invalidated, because the lower and upper quartiles are equal.

Constituent: Fluoride Analysis Run 5/2/2024 11:49 AM View: Outliers

Plant Daniel Data: Plant Daniel Gypsum CCR

Sanitas™ v.10.0.16 . UG

Tukey's Outlier Screening

MW-7

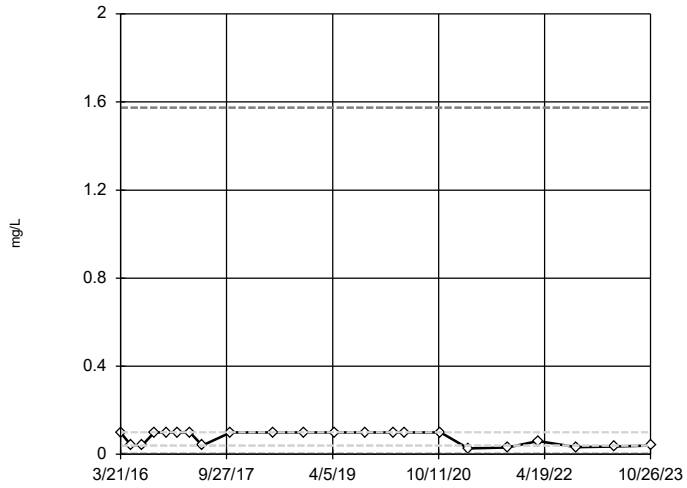

n = 22

No outliers found. Tukey's method selected by user.

Data were natural log transformed to achieve best W statistic (graph shown in original units).

High cutoff = 1.574, low cutoff = 0.002534, based on IQR multiplier of 3.

Constituent: Fluoride Analysis Run 5/2/2024 11:49 AM View: Outliers

Plant Daniel Data: Plant Daniel Gypsum CCR

Sanitas™ v.10.0.16 . UG

Tukey's Outlier Screening

MW-8

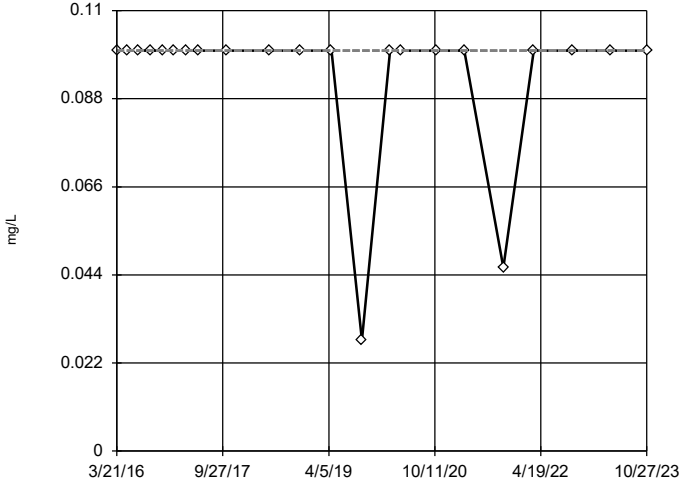

n = 22

No outliers found. Tukey's method selected by user.

Data were square root transformed to achieve best W statistic (graph shown in original units).

The results were invalidated, because the lower and upper quartiles are equal.

Constituent: Fluoride Analysis Run 5/2/2024 11:49 AM View: Outliers

Plant Daniel Data: Plant Daniel Gypsum CCR

Sanitas™ v.10.0.16 . UG

Tukey's Outlier Screening

MW-9

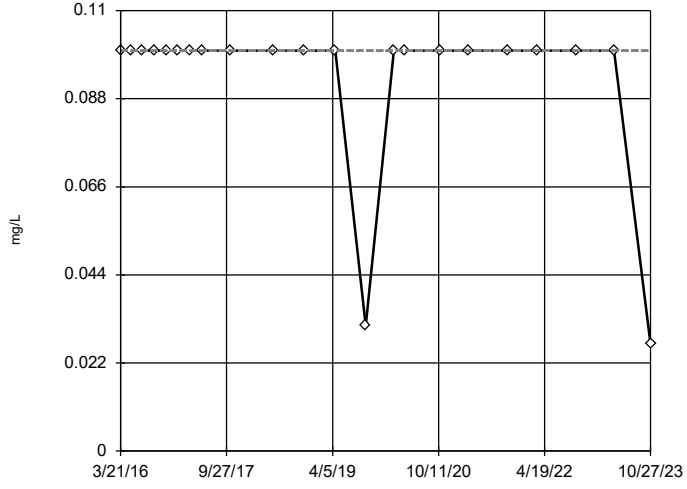

n = 22

No outliers found. Tukey's method selected by user.

Data were natural log transformed to achieve best W statistic (graph shown in original units).

The results were invalidated, because the lower and upper quartiles are equal.

Constituent: Fluoride Analysis Run 5/2/2024 11:49 AM View: Outliers

Plant Daniel Data: Plant Daniel Gypsum CCR

Tukey's Outlier Screening

MW-1 (bg)

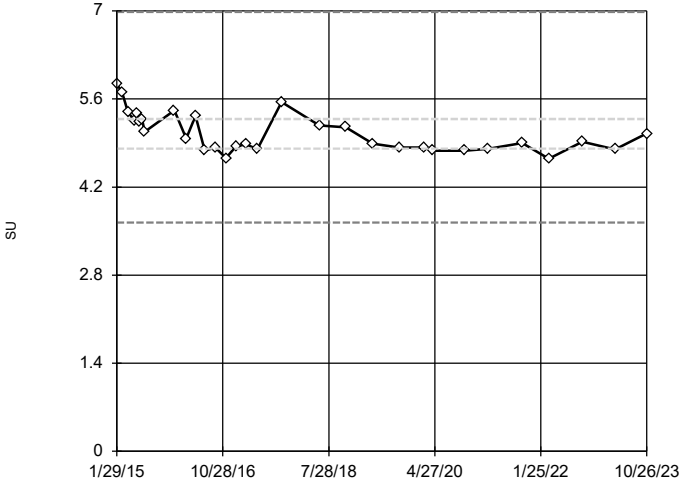

n = 31

No outliers found. Tukey's method selected by user.

Data were natural log transformed to achieve best W statistic (graph shown in original units).

High cutoff = 6.984, low cutoff = 3.636, based on IQR multiplier of 3.

Constituent: pH Analysis Run 5/2/2024 11:49 AM View: Outliers

Plant Daniel Data: Plant Daniel Gypsum CCR

Sanitas™ v.10.0.16 . UG

Tukey's Outlier Screening

MW-10 (bg)

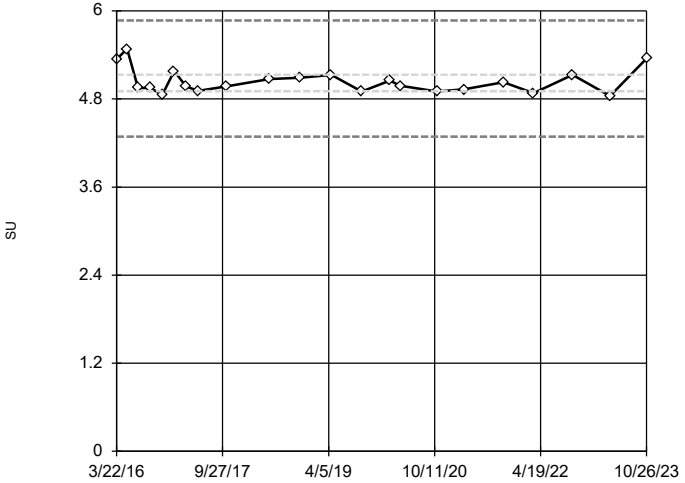

n = 22

No outliers found. Tukey's method selected by user.

Data were natural log transformed to achieve best W statistic (graph shown in original units).

High cutoff = 5.869, low cutoff = 4.287, based on IQR multiplier of 3.

Constituent: pH Analysis Run 5/2/2024 11:49 AM View: Outliers

Plant Daniel Data: Plant Daniel Gypsum CCR

Sanitas™ v.10.0.16 . UG

Tukey's Outlier Screening

MW-2 (bg)

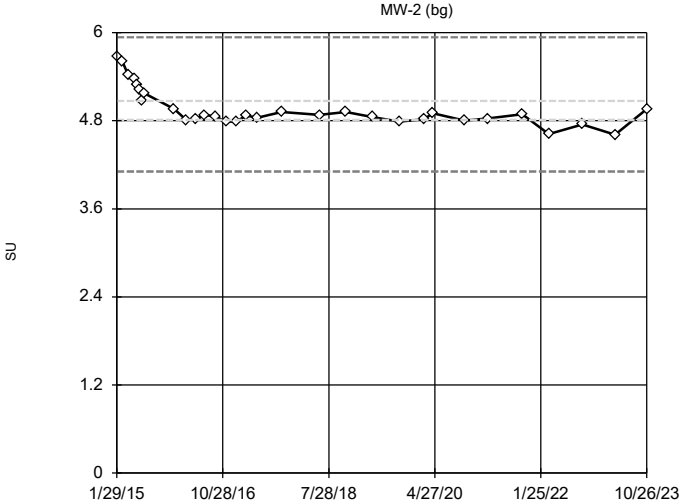

n = 31

No outliers found. Tukey's method selected by user.

Data were natural log transformed to achieve best W statistic (graph shown in original units).

High cutoff = 5.937, low cutoff = 4.107, based on IQR multiplier of 3.

Constituent: pH Analysis Run 5/2/2024 11:49 AM View: Outliers

Plant Daniel Data: Plant Daniel Gypsum CCR

Sanitas™ v.10.0.16 . UG

Tukey's Outlier Screening

MW-3

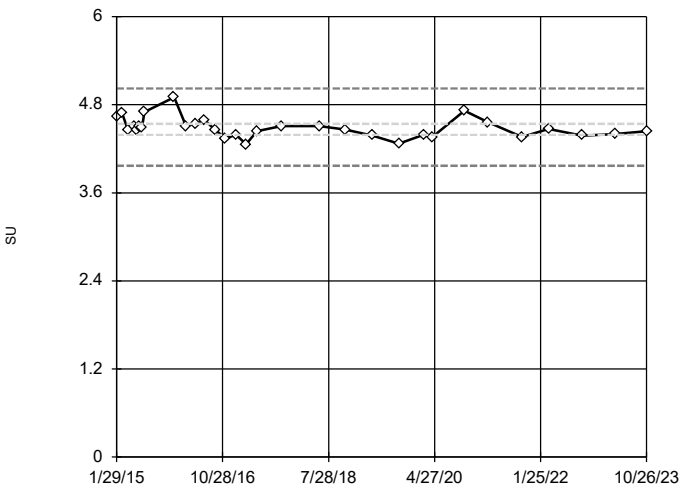

n = 31

No outliers found. Tukey's method selected by user.

Data were natural log transformed to achieve best W statistic (graph shown in original units).

High cutoff = 5.021, low cutoff = 3.969, based on IQR multiplier of 3.

Constituent: pH Analysis Run 5/2/2024 11:49 AM View: Outliers

Plant Daniel Data: Plant Daniel Gypsum CCR

Sanitas™ v.10.0.16 . UG

Tukey's Outlier Screening

MW-4

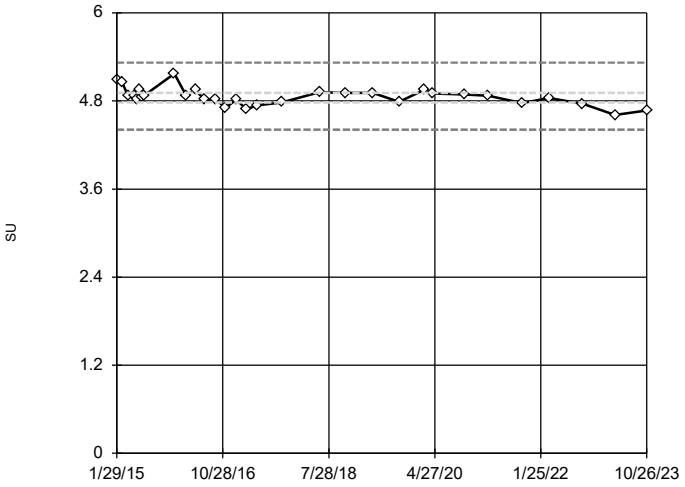

n = 31

No outliers found. Tukey's method selected by user.

Data were natural log transformed to achieve best W statistic (graph shown in original units).

High cutoff = 5.322, low cutoff = 4.41, based on IQR multiplier of 3.

Constituent: pH Analysis Run 5/2/2024 11:49 AM View: Outliers

Plant Daniel Data: Plant Daniel Gypsum CCR

Sanitas™ v.10.0.16 . UG

Tukey's Outlier Screening

MW-5

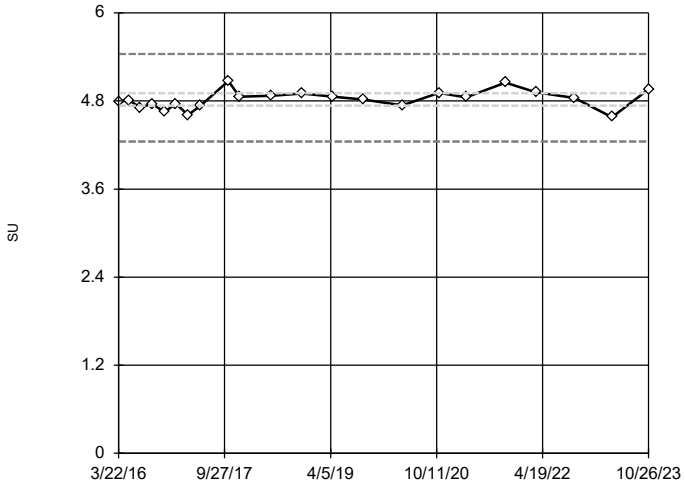

n = 22

No outliers found. Tukey's method selected by user.

Data were cube root transformed to achieve best W statistic (graph shown in original units).

High cutoff = 5.439, low cutoff = 4.249, based on IQR multiplier of 3.

Constituent: pH Analysis Run 5/2/2024 11:49 AM View: Outliers

Plant Daniel Data: Plant Daniel Gypsum CCR

Sanitas™ v.10.0.16 . UG

Tukey's Outlier Screening

MW-6

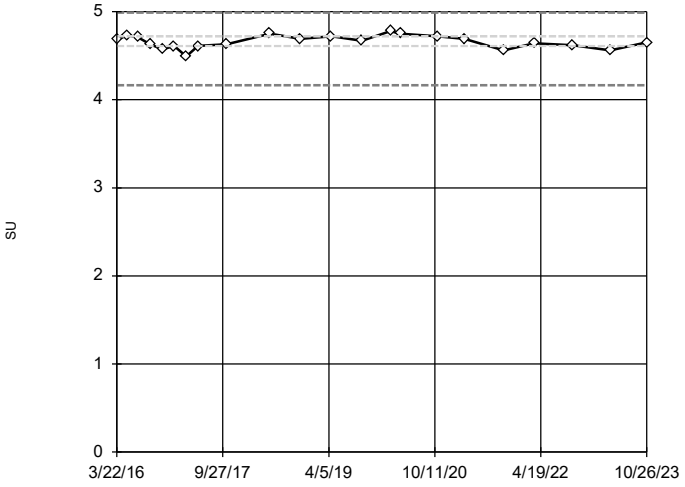

n = 22

No outliers found. Tukey's method selected by user.

Data were x^6 transformed to achieve best W statistic (graph shown in original units).

High cutoff = 4.99, low cutoff = 4.165, based on IQR multiplier of 3.

Constituent: pH Analysis Run 5/2/2024 11:49 AM View: Outliers

Plant Daniel Data: Plant Daniel Gypsum CCR

Sanitas™ v.10.0.16 . UG

Tukey's Outlier Screening

MW-7

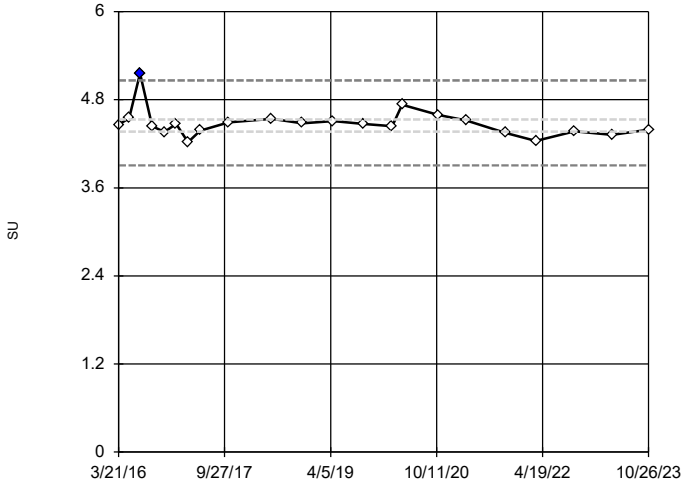

n = 22

Outlier is drawn as solid. Tukey's method selected by user.

Data were natural log transformed to achieve best W statistic (graph shown in original units).

High cutoff = 5.063, low cutoff = 3.905, based on IQR multiplier of 3.

Constituent: pH Analysis Run 5/2/2024 11:49 AM View: Outliers

Plant Daniel Data: Plant Daniel Gypsum CCR

Sanitas™ v.10.0.16 . UG

Tukey's Outlier Screening

MW-8

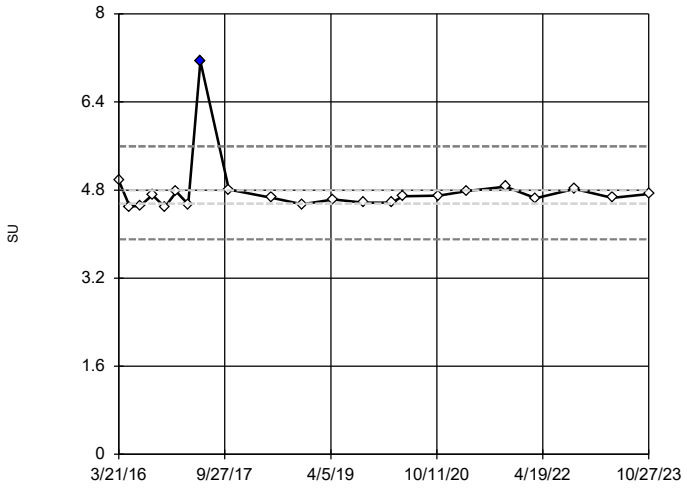

n = 22

Outlier is drawn as solid.
Tukey's method selected by user.

Data were natural log transformed to achieve best W statistic (graph shown in original units).

High cutoff = 5.594, low cutoff = 3.905, based on IQR multiplier of 3.

Constituent: pH Analysis Run 5/2/2024 11:49 AM View: Outliers

Plant Daniel Data: Plant Daniel Gypsum CCR

Sanitas™ v.10.0.16 . UG

Tukey's Outlier Screening

MW-9

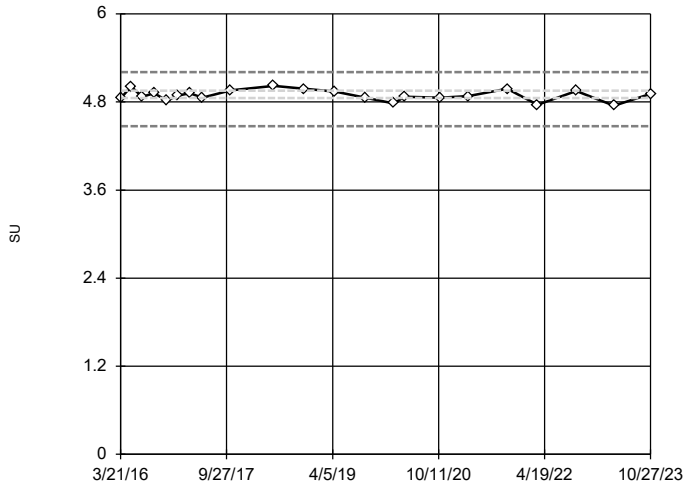

n = 22

No outliers found.
Tukey's method selected by user.

Data were x^6 transformed to achieve best W statistic (graph shown in original units).

High cutoff = 5.206, low cutoff = 4.471, based on IQR multiplier of 3.

Constituent: pH Analysis Run 5/2/2024 11:49 AM View: Outliers

Plant Daniel Data: Plant Daniel Gypsum CCR

Sanitas™ v.10.0.16 . UG

Tukey's Outlier Screening

MW-1 (bg)

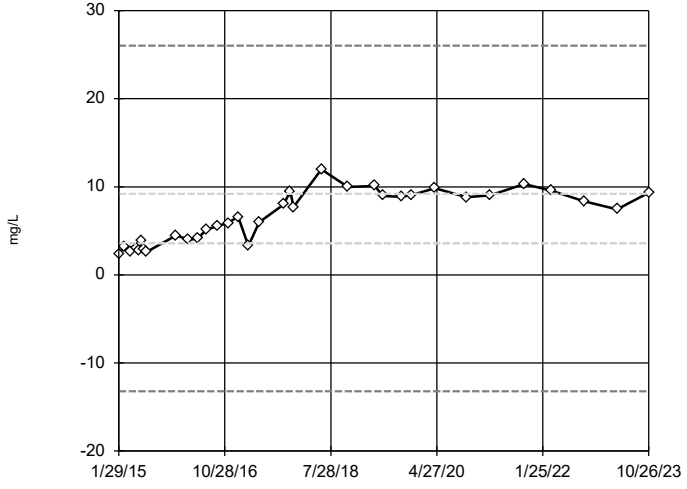

n = 34

No outliers found.
Tukey's method selected by user.

Ladder of Powers transformations did not improve normality; analysis run on raw data.

High cutoff = 26.02, low cutoff = -13.22, based on IQR multiplier of 3.

Constituent: Sulfate Analysis Run 5/2/2024 11:49 AM View: Outliers

Plant Daniel Data: Plant Daniel Gypsum CCR

Sanitas™ v.10.0.16 . UG

Tukey's Outlier Screening

MW-10 (bg)

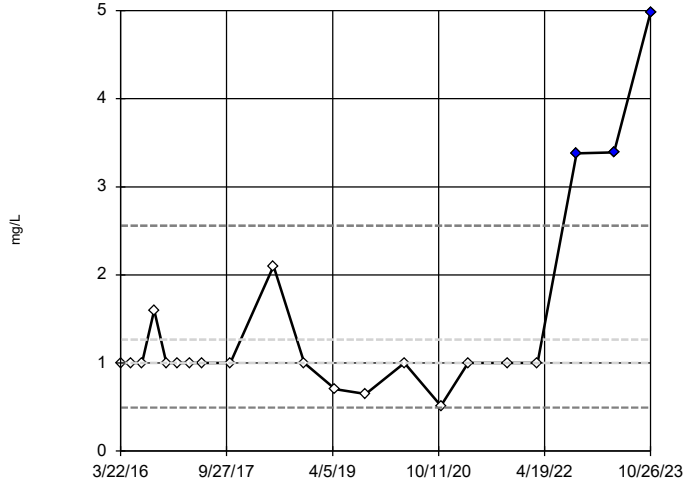

n = 21

Outliers are drawn as solid.
Tukey's method selected by user.

Data were natural log transformed to achieve best W statistic (graph shown in original units).

High cutoff = 2.56, low cutoff = 0.4941, based on IQR multiplier of 3.

Constituent: Sulfate Analysis Run 5/2/2024 11:49 AM View: Outliers

Plant Daniel Data: Plant Daniel Gypsum CCR

Sanitas™ v.10.0.16 . UG

Tukey's Outlier Screening

MW-2 (bg)

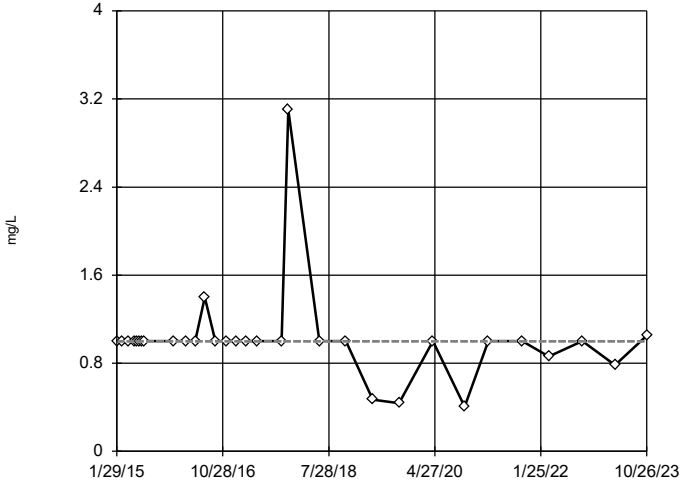

n = 31

No outliers found.
Tukey's method selected by user.

Data were natural log transformed to achieve best W statistic (graph shown in original units).

The results were invalidated, because the lower and upper quartiles are equal.

Constituent: Sulfate Analysis Run 5/2/2024 11:49 AM View: Outliers

Plant Daniel Data: Plant Daniel Gypsum CCR

Sanitas™ v.10.0.16 . UG

Tukey's Outlier Screening

MW-3

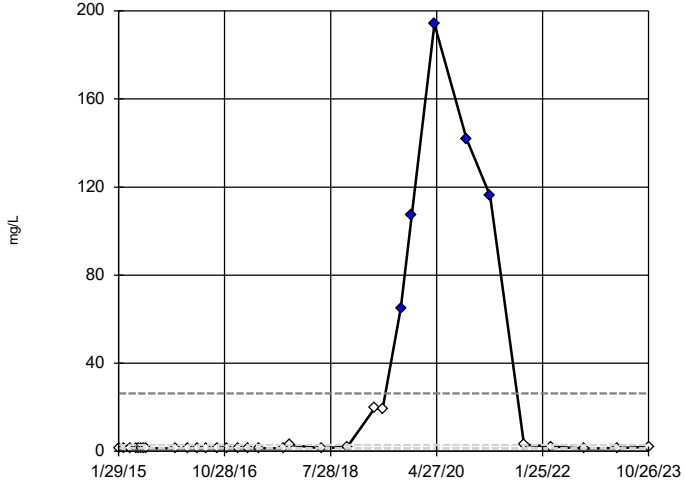

n = 33

Outliers are drawn as solid.
Tukey's method selected by user.

Data were natural log transformed to achieve best W statistic (graph shown in original units).

High cutoff = 26.31, low cutoff = 0.1551, based on IQR multiplier of 3.

Constituent: Sulfate Analysis Run 5/2/2024 11:49 AM View: Outliers

Plant Daniel Data: Plant Daniel Gypsum CCR

Sanitas™ v.10.0.16 . UG

Tukey's Outlier Screening

MW-4

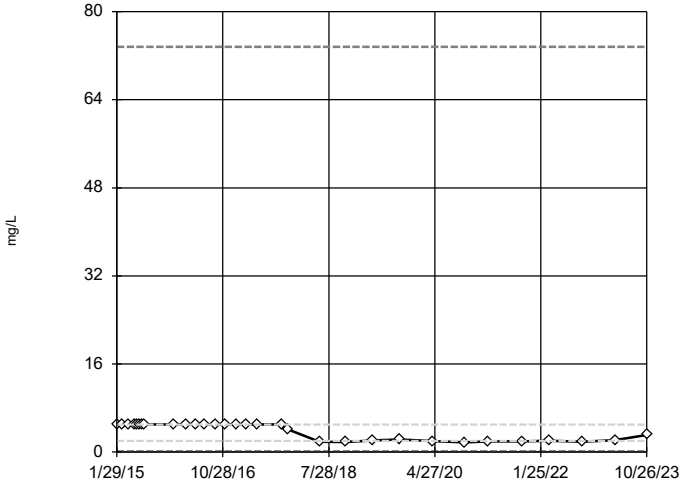

n = 31

No outliers found.
Tukey's method selected by user.

Data were natural log transformed to achieve best W statistic (graph shown in original units).

High cutoff = 73.62, low cutoff = 0.1386, based on IQR multiplier of 3.

Constituent: Sulfate Analysis Run 5/2/2024 11:49 AM View: Outliers

Plant Daniel Data: Plant Daniel Gypsum CCR

Sanitas™ v.10.0.16 . UG

Tukey's Outlier Screening

MW-5

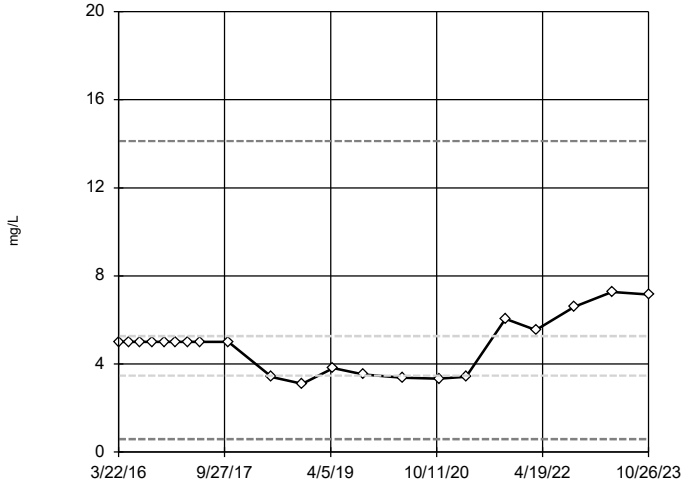

n = 21

No outliers found.
Tukey's method selected by user.

Data were cube root transformed to achieve best W statistic (graph shown in original units).

High cutoff = 14.12, low cutoff = 0.5853, based on IQR multiplier of 3.

Constituent: Sulfate Analysis Run 5/2/2024 11:49 AM View: Outliers

Plant Daniel Data: Plant Daniel Gypsum CCR

Sanitas™ v.10.0.16 . UG

Tukey's Outlier Screening

MW-6

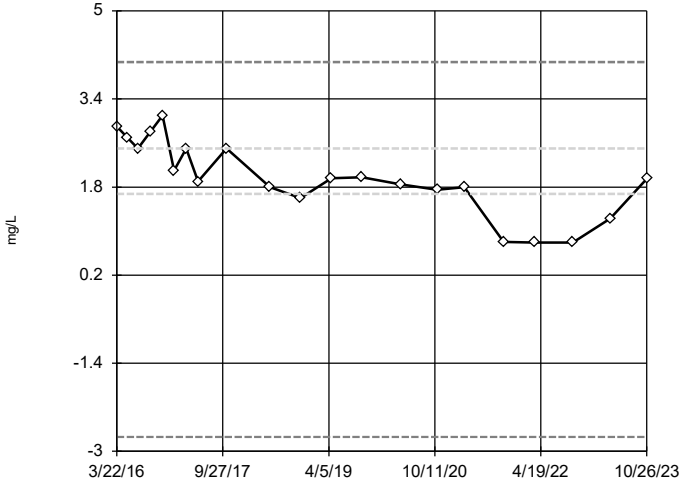

n = 21

No outliers found. Tukey's method selected by user.

Data were square transformed to achieve best W statistic (graph shown in original units).

High cutoff = 4.07, low cutoff = -2.74, based on IQR multiplier of 3.

Constituent: Sulfate Analysis Run 5/2/2024 11:49 AM View: Outliers

Plant Daniel Data: Plant Daniel Gypsum CCR

Sanitas™ v.10.0.16 . UG

Tukey's Outlier Screening

MW-7

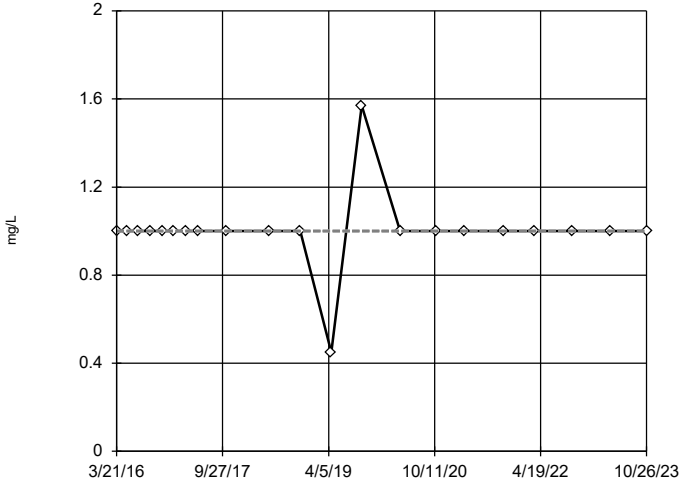

n = 21

No outliers found. Tukey's method selected by user.

Ladder of Powers transformations did not improve normality; analysis run on raw data.

The results were invalidated, because the lower and upper quartiles are equal.

Constituent: Sulfate Analysis Run 5/2/2024 11:49 AM View: Outliers

Plant Daniel Data: Plant Daniel Gypsum CCR

Sanitas™ v.10.0.16 . UG

Tukey's Outlier Screening

MW-8

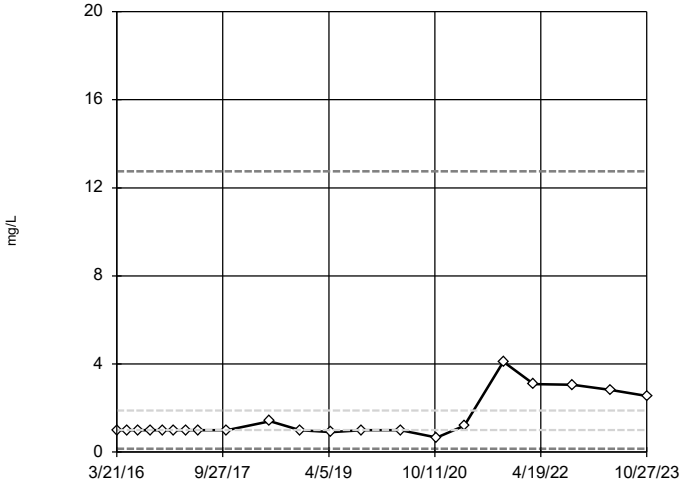

n = 21

No outliers found. Tukey's method selected by user.

Data were natural log transformed to achieve best W statistic (graph shown in original units).

High cutoff = 12.74, low cutoff = 0.1483, based on IQR multiplier of 3.

Constituent: Sulfate Analysis Run 5/2/2024 11:49 AM View: Outliers

Plant Daniel Data: Plant Daniel Gypsum CCR

Sanitas™ v.10.0.16 . UG

Tukey's Outlier Screening

MW-9

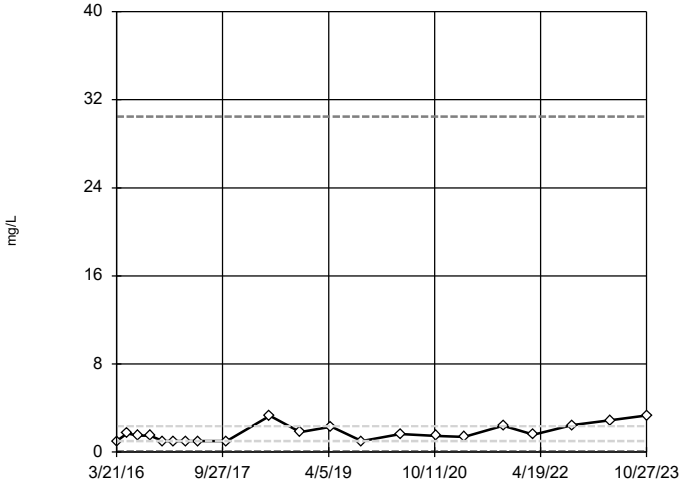

n = 21

No outliers found. Tukey's method selected by user.

Data were natural log transformed to achieve best W statistic (graph shown in original units).

High cutoff = 30.47, low cutoff = 0.07711, based on IQR multiplier of 3.

Constituent: Sulfate Analysis Run 5/2/2024 11:49 AM View: Outliers

Plant Daniel Data: Plant Daniel Gypsum CCR

Sanitas™ v.10.0.16 . UG

Tukey's Outlier Screening

MW-1 (bg)

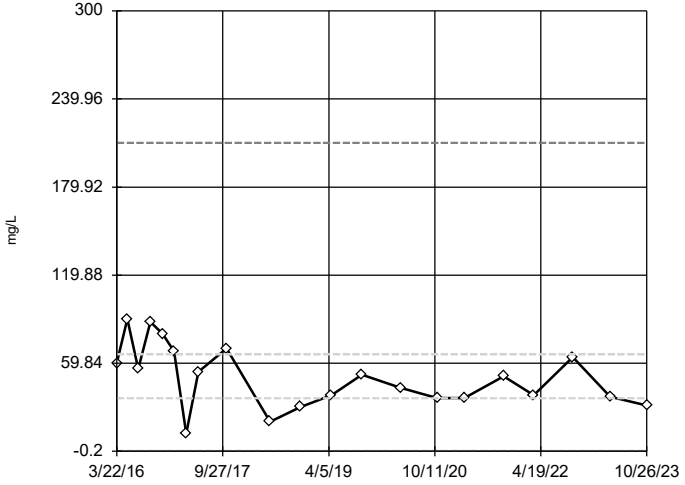

n = 21

No outliers found. Tukey's method selected by user.

Data were square root transformed to achieve best W statistic (graph shown in original units).

High cutoff = 210, low cutoff = -0.1364, based on IQR multiplier of 3.

Constituent: Total Dissolved Solids Analysis Run 5/2/2024 11:49 AM View: Outliers

Plant Daniel Data: Plant Daniel Gypsum CCR

Sanitas™ v.10.0.16 . UG

Tukey's Outlier Screening

MW-10 (bg)

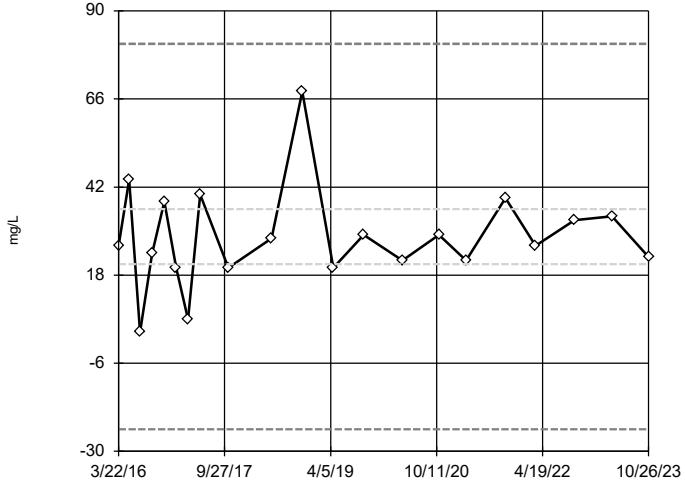

n = 21

No outliers found. Tukey's method selected by user.

Ladder of Powers transformations did not improve normality; analysis run on raw data.

High cutoff = 81, low cutoff = -24, based on IQR multiplier of 3.

Constituent: Total Dissolved Solids Analysis Run 5/2/2024 11:50 AM View: Outliers

Plant Daniel Data: Plant Daniel Gypsum CCR

Sanitas™ v.10.0.16 . UG

Tukey's Outlier Screening

MW-2 (bg)

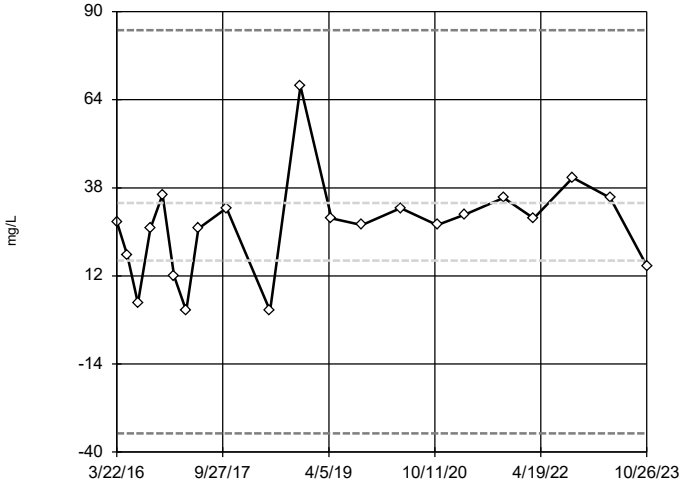

n = 21

No outliers found. Tukey's method selected by user.

Ladder of Powers transformations did not improve normality; analysis run on raw data.

High cutoff = 84.5, low cutoff = -34.5, based on IQR multiplier of 3.

Constituent: Total Dissolved Solids Analysis Run 5/2/2024 11:50 AM View: Outliers

Plant Daniel Data: Plant Daniel Gypsum CCR

Sanitas™ v.10.0.16 . UG

Tukey's Outlier Screening

MW-3

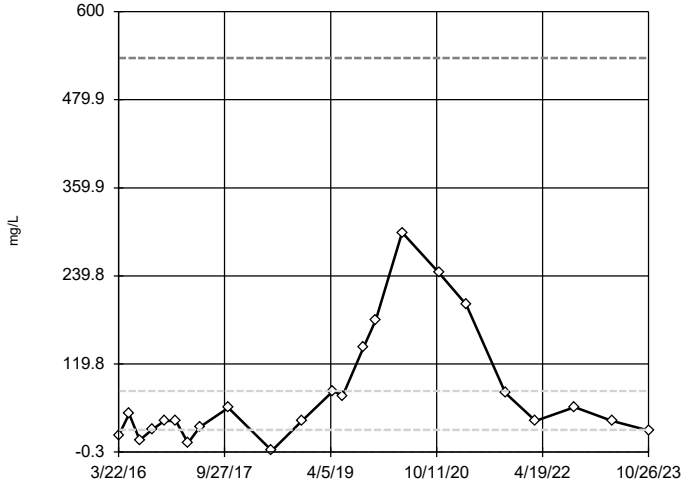

n = 23

No outliers found. Tukey's method selected by user.

Data were cube root transformed to achieve best W statistic (graph shown in original units).

High cutoff = 536.7, low cutoff = -0.284, based on IQR multiplier of 3.

Constituent: Total Dissolved Solids Analysis Run 5/2/2024 11:50 AM View: Outliers

Plant Daniel Data: Plant Daniel Gypsum CCR

Sanitas™ v.10.0.16 . UG

Tukey's Outlier Screening

MW-4

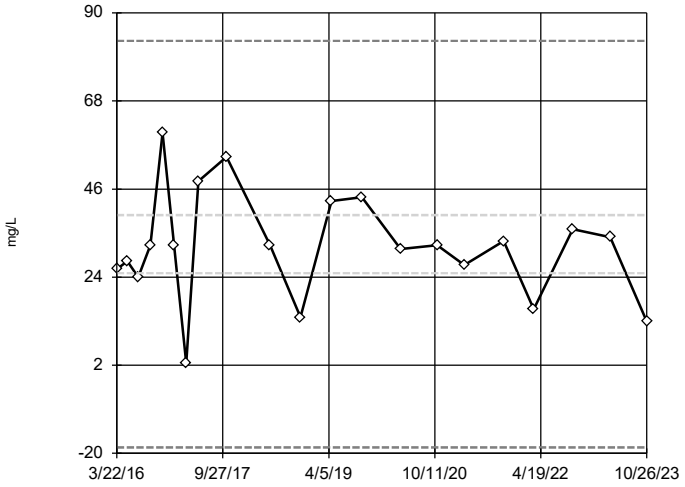

n = 21

No outliers found. Tukey's method selected by user.

Ladder of Powers transformations did not improve normality; analysis run on raw data.

High cutoff = 83, low cutoff = -18.5, based on IQR multiplier of 3.

Constituent: Total Dissolved Solids Analysis Run 5/2/2024 11:50 AM View: Outliers

Plant Daniel Data: Plant Daniel Gypsum CCR

Sanitas™ v.10.0.16 . UG

Tukey's Outlier Screening

MW-5

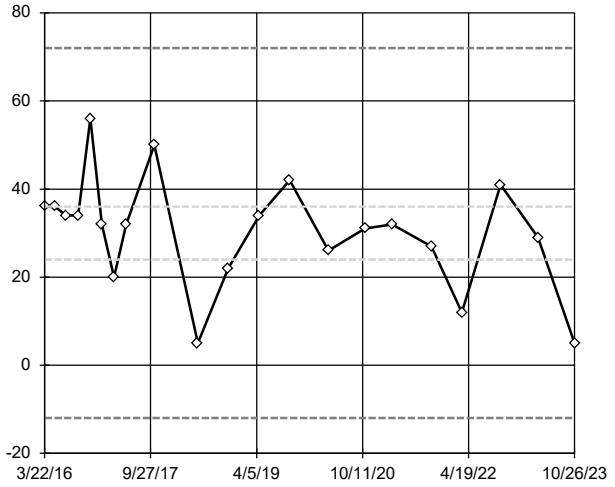

n = 21

No outliers found. Tukey's method selected by user.

Ladder of Powers transformations did not improve normality; analysis run on raw data.

High cutoff = 72, low cutoff = -12, based on IQR multiplier of 3.

Constituent: Total Dissolved Solids Analysis Run 5/2/2024 11:50 AM View: Outliers

Plant Daniel Data: Plant Daniel Gypsum CCR

Sanitas™ v.10.0.16 . UG

Tukey's Outlier Screening

MW-6

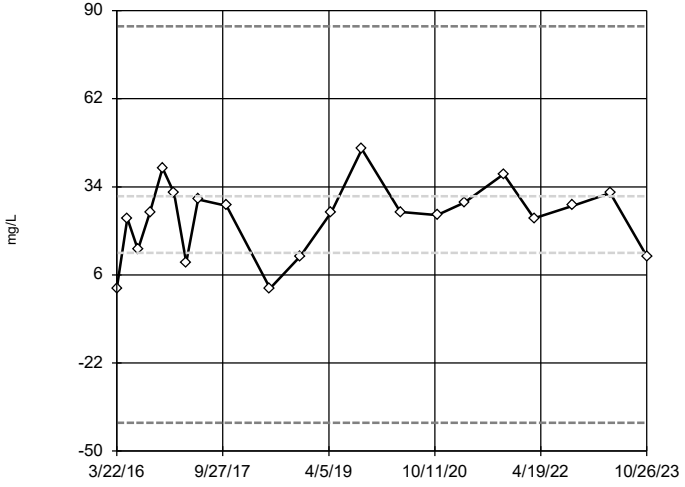

n = 21

No outliers found. Tukey's method selected by user.

Ladder of Powers transformations did not improve normality; analysis run on raw data.

High cutoff = 85, low cutoff = -41, based on IQR multiplier of 3.

Constituent: Total Dissolved Solids Analysis Run 5/2/2024 11:50 AM View: Outliers

Plant Daniel Data: Plant Daniel Gypsum CCR

Sanitas™ v.10.0.16 . UG

Tukey's Outlier Screening

MW-7

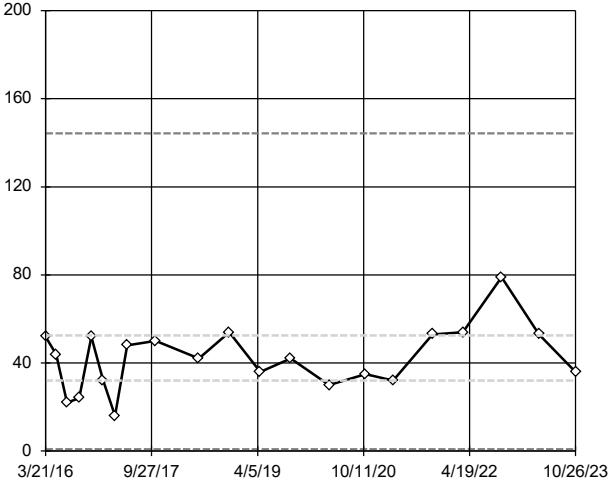

n = 21

No outliers found. Tukey's method selected by user.

Data were square root transformed to achieve best W statistic (graph shown in original units).

High cutoff = 144.3, low cutoff = 0.7932, based on IQR multiplier of 3.

Constituent: Total Dissolved Solids Analysis Run 5/2/2024 11:50 AM View: Outliers

Plant Daniel Data: Plant Daniel Gypsum CCR

Tukey's Outlier Screening

MW-8

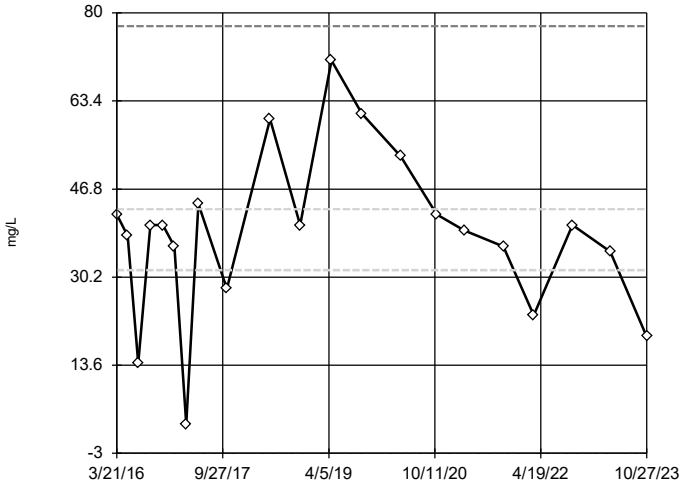

n = 21

No outliers found. Tukey's method selected by user.

Ladder of Powers transformations did not improve normality; analysis run on raw data.

High cutoff = 77.5, low cutoff = -3, based on IQR multiplier of 3.

Constituent: Total Dissolved Solids Analysis Run 5/2/2024 11:50 AM View: Outliers

Plant Daniel Data: Plant Daniel Gypsum CCR

Sanitas™ v.10.0.16 . UG

Tukey's Outlier Screening

MW-9

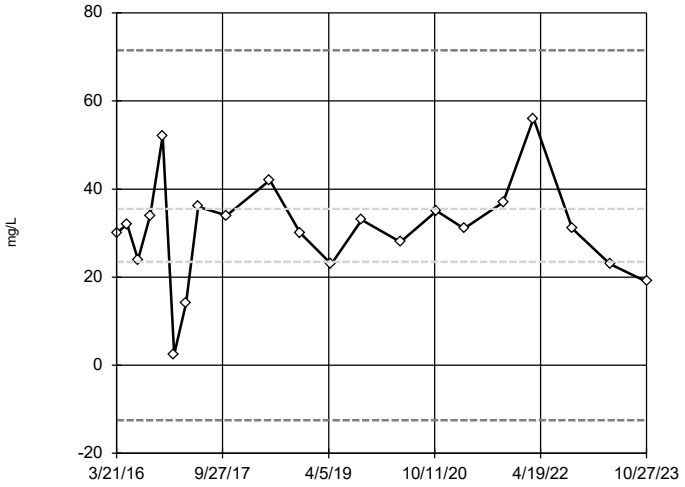

n = 21

No outliers found. Tukey's method selected by user.

Ladder of Powers transformations did not improve normality; analysis run on raw data.

High cutoff = 71.5, low cutoff = -12.5, based on IQR multiplier of 3.

Constituent: Total Dissolved Solids Analysis Run 5/2/2024 11:50 AM View: Outliers

Plant Daniel Data: Plant Daniel Gypsum CCR

Tukey’s Outlier Test - Upgradient Wells - All Results (No Significant)

Plant Daniel Data: Plant Daniel Gypsum CCR Printed 4/30/2024, 11:12 AM

Constituent	Well	Outlier	Value(s)	Date(s)	Method	Alpha	N	Mean	Std. Dev.	Distribution	Normality Test
Antimony (mg/L)	MW-1,MW-10,MW-2	n/a	n/a	n/a w/combined bg	NP	NaN	51	0.00193	0.0002874	unknown	ShapiroFrancia
Arsenic (mg/L)	MW-1,MW-10,MW-2	n/a	n/a	n/a w/combined bg	NP	NaN	54	0.001034	0.0007453	unknown	ShapiroFrancia
Barium (mg/L)	MW-1,MW-10,MW-2	No	n/a	n/a w/combined bg	NP	NaN	74	0.07862	0.05647	ln(x)	ShapiroFrancia
Beryllium (mg/L)	MW-1,MW-10,MW-2	n/a	n/a	n/a w/combined bg	NP	NaN	54	0.0008911	0.0002318	unknown	ShapiroFrancia
Cadmium (mg/L)	MW-1,MW-10,MW-2	n/a	n/a	n/a w/combined bg	NP	NaN	51	0.0009878	0.00008682	unknown	ShapiroFrancia
Chromium (mg/L)	MW-1,MW-10,MW-2	n/a	n/a	n/a w/combined bg	NP	NaN	71	0.002161	0.0008027	unknown	ShapiroFrancia
Cobalt (mg/L)	MW-1,MW-10,MW-2	No	n/a	n/a w/combined bg	NP	NaN	54	0.001326	0.001074	ln(x)	ShapiroFrancia
Combined Radium 226 + 228 (pCi/L)	MW-1,MW-10,MW-2	No	n/a	n/a w/combined bg	NP	NaN	54	1.246	1.123	ln(x)	ShapiroFrancia
Fluoride (mg/L)	MW-1,MW-10,MW-2	n/a	n/a	n/a w/combined bg	NP	NaN	69	0.08826	0.02518	unknown	ShapiroFrancia
Lead (mg/L)	MW-1,MW-10,MW-2	No	n/a	n/a w/combined bg	NP	NaN	54	0.0008113	0.0003274	ln(x)	ShapiroFrancia
Lithium (mg/L)	MW-1,MW-10,MW-2	n/a	n/a	n/a w/combined bg	NP	NaN	51	0.004526	0.00125	unknown	ShapiroFrancia
Mercury (mg/L)	MW-1,MW-10,MW-2	n/a	n/a	n/a w/combined bg	NP	NaN	71	0.0001974	0.0000242	unknown	ShapiroFrancia
Molybdenum (mg/L)	MW-1,MW-10,MW-2	n/a	n/a	n/a w/combined bg	NP	NaN	51	0.004933	0.0003887	unknown	ShapiroFrancia
Selenium (mg/L)	MW-1,MW-10,MW-2	n/a	n/a	n/a w/combined bg	NP	NaN	71	0.004665	0.001247	unknown	ShapiroFrancia
Thallium (mg/L)	MW-1,MW-10,MW-2	n/a	n/a	n/a w/combined bg	NP	NaN	51	0.0008956	0.0002646	unknown	ShapiroFrancia

Sanitas™ v.10.0.16 . UG

Tukey's Outlier Screening, Pooled Background

MW-1,MW-10,MW-2

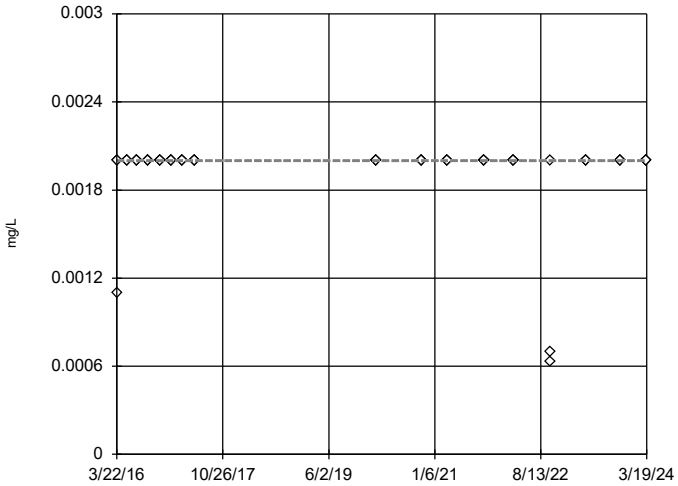

n = 51

No outliers found. Tukey's method selected by user.

Data were square transformed to achieve best W statistic (graph shown in original units).

The results were invalidated, because the lower and upper quartiles are equal.

Constituent: Antimony Analysis Run 4/30/2024 11:10 AM View: Outliers Upgradient

Plant Daniel Data: Plant Daniel Gypsum CCR

Sanitas™ v.10.0.16 . UG

Tukey's Outlier Screening, Pooled Background

MW-1,MW-10,MW-2

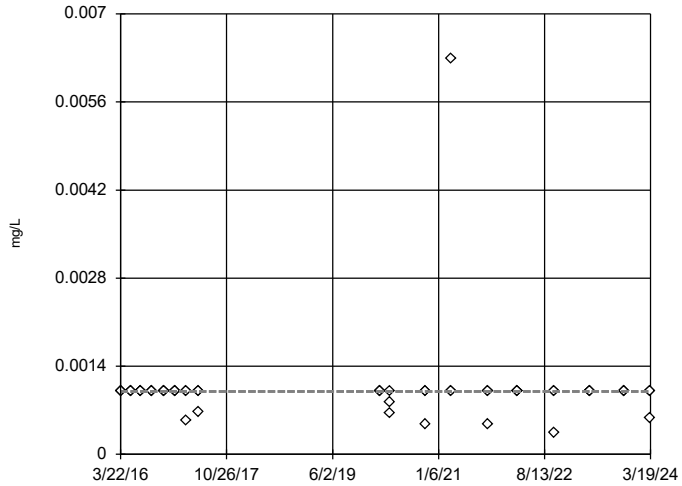

n = 54

No outliers found. Tukey's method selected by user.

Data were natural log transformed to achieve best W statistic (graph shown in original units).

The results were invalidated, because the lower and upper quartiles are equal.

Constituent: Arsenic Analysis Run 4/30/2024 11:10 AM View: Outliers Upgradient

Plant Daniel Data: Plant Daniel Gypsum CCR

Sanitas™ v.10.0.16 . UG

Tukey's Outlier Screening, Pooled Background

MW-1,MW-10,MW-2

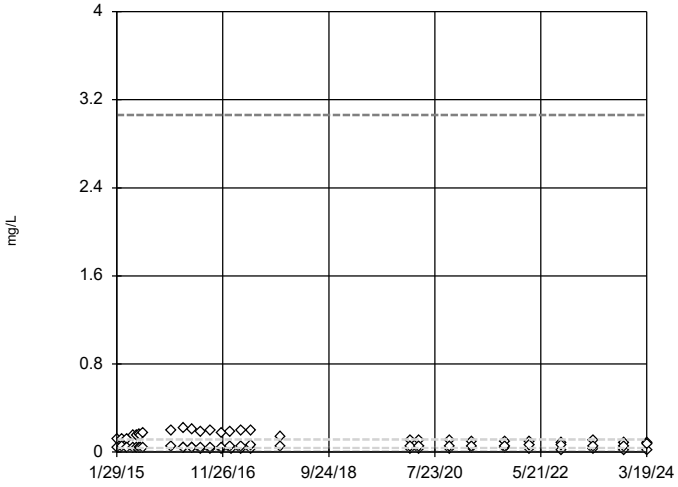

n = 74

No outliers found. Tukey's method selected by user.

Data were natural log transformed to achieve best W statistic (graph shown in original units).

High cutoff = 3.061, low cutoff = 0.001413, based on IQR multiplier of 3.

Constituent: Barium Analysis Run 4/30/2024 11:10 AM View: Outliers Upgradient

Plant Daniel Data: Plant Daniel Gypsum CCR

Sanitas™ v.10.0.16 . UG

Tukey's Outlier Screening, Pooled Background

MW-1,MW-10,MW-2

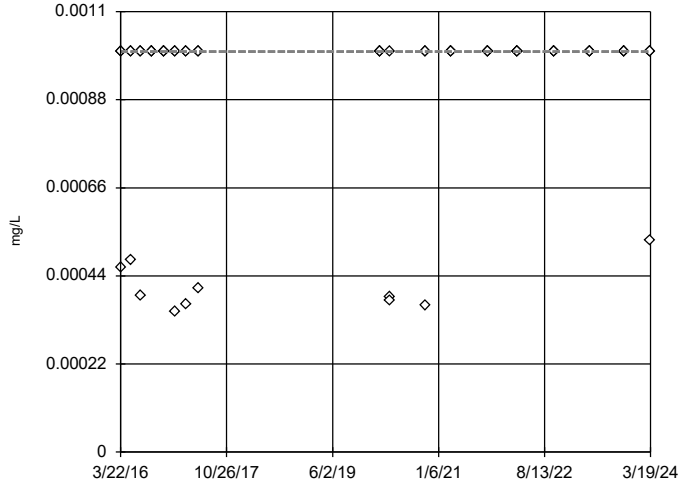

n = 54

No outliers found. Tukey's method selected by user.

Data were natural log transformed to achieve best W statistic (graph shown in original units).

The results were invalidated, because the lower and upper quartiles are equal.

Constituent: Beryllium Analysis Run 4/30/2024 11:10 AM View: Outliers Upgradient

Plant Daniel Data: Plant Daniel Gypsum CCR

Sanitas™ v.10.0.16 . UG

Tukey's Outlier Screening, Pooled Background

MW-1,MW-10,MW-2

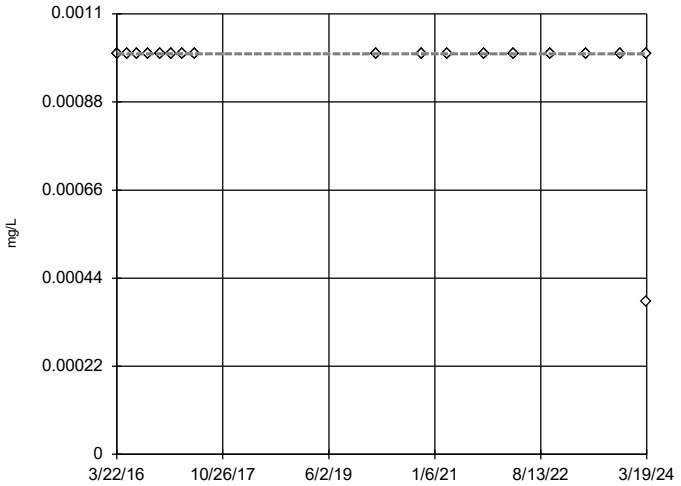

n = 51

No outliers found. Tukey's method selected by user.

Data were natural log transformed to achieve best W statistic (graph shown in original units).

The results were invalidated, because the lower and upper quartiles are equal.

Constituent: Cadmium Analysis Run 4/30/2024 11:10 AM View: Outliers Upgradient

Plant Daniel Data: Plant Daniel Gypsum CCR

Sanitas™ v.10.0.16 . UG

Tukey's Outlier Screening, Pooled Background

MW-1,MW-10,MW-2

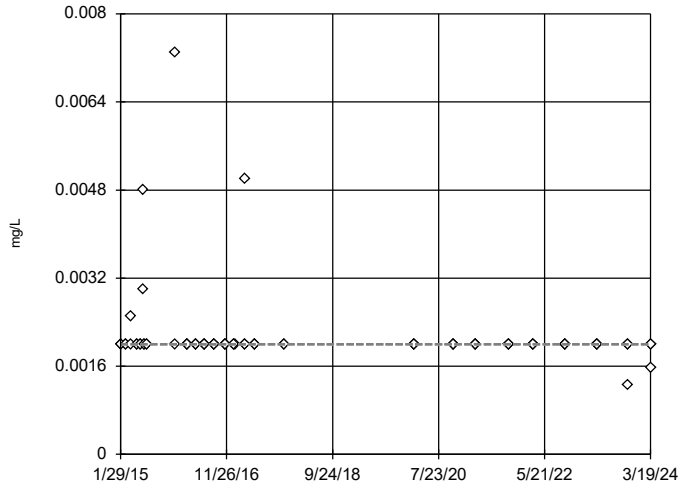

n = 71

No outliers found. Tukey's method selected by user.

Data were natural log transformed to achieve best W statistic (graph shown in original units).

The results were invalidated, because the lower and upper quartiles are equal.

Constituent: Chromium Analysis Run 4/30/2024 11:10 AM View: Outliers Upgradient

Plant Daniel Data: Plant Daniel Gypsum CCR

Sanitas™ v.10.0.16 . UG

Tukey's Outlier Screening, Pooled Background

MW-1,MW-10,MW-2

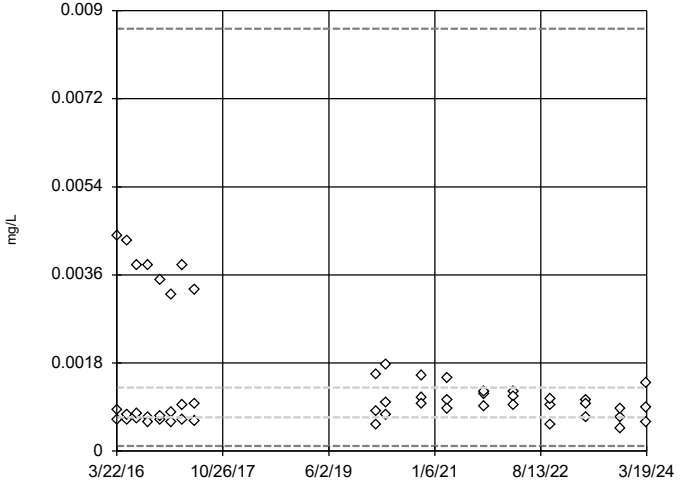

n = 54

No outliers found. Tukey's method selected by user.

Data were natural log transformed to achieve best W statistic (graph shown in original units).

High cutoff = 0.008631, low cutoff = 0.0001037, based on IQR multiplier of 3.

Constituent: Cobalt Analysis Run 4/30/2024 11:10 AM View: Outliers Upgradient

Plant Daniel Data: Plant Daniel Gypsum CCR

Sanitas™ v.10.0.16 . UG

Tukey's Outlier Screening, Pooled Background

MW-1,MW-10,MW-2

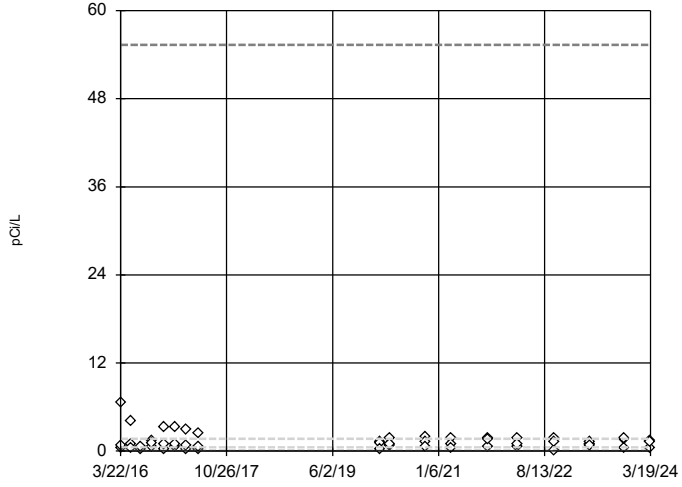

n = 54

No outliers found. Tukey's method selected by user.

Data were natural log transformed to achieve best W statistic (graph shown in original units).

High cutoff = 55.35, low cutoff = 0.0159, based on IQR multiplier of 3.

Constituent: Combined Radium 226 + 228 Analysis Run 4/30/2024 11:10 AM View: Outliers Upgradient

Plant Daniel Data: Plant Daniel Gypsum CCR

Sanitas™ v.10.0.16 . UG

Tukey's Outlier Screening, Pooled Background

MW-1,MW-10,MW-2

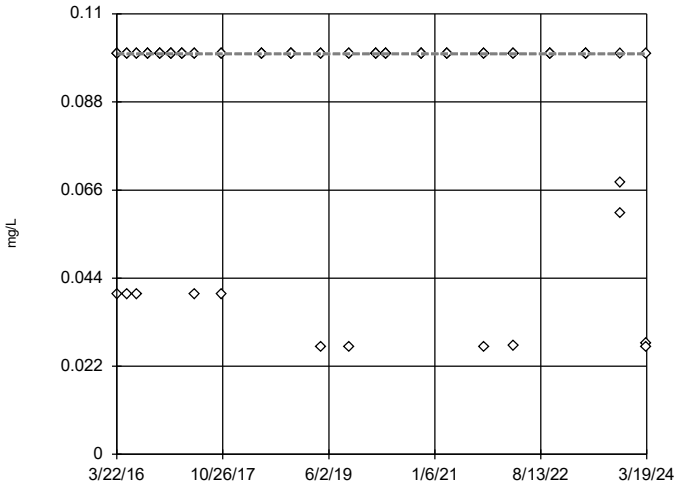

n = 69

No outliers found. Tukey's method selected by user.

Ladder of Powers transformations did not improve normality; analysis run on raw data.

The results were invalidated, because the lower and upper quartiles are equal.

Constituent: Fluoride Analysis Run 4/30/2024 11:10 AM View: Outliers Upgradient

Plant Daniel Data: Plant Daniel Gypsum CCR

Sanitas™ v.10.0.16 . UG

Tukey's Outlier Screening, Pooled Background

MW-1,MW-10,MW-2

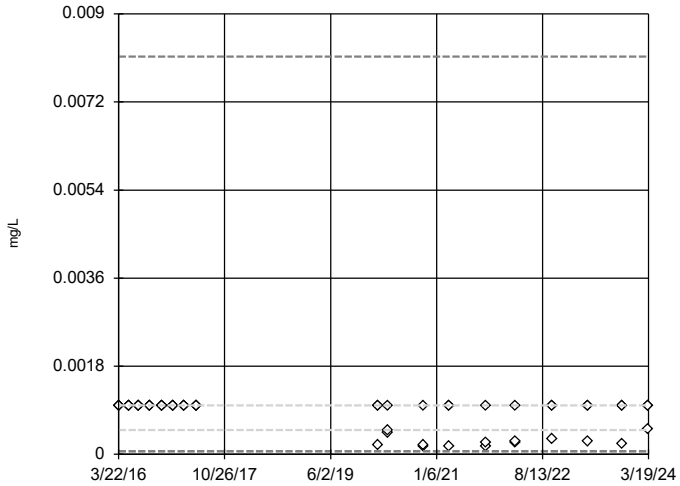

n = 54

No outliers found. Tukey's method selected by user.

Data were natural log transformed to achieve best W statistic (graph shown in original units).

High cutoff = 0.008128, low cutoff = 0.00006119, based on IQR multiplier of 3.

Constituent: Lead Analysis Run 4/30/2024 11:10 AM View: Outliers Upgradient

Plant Daniel Data: Plant Daniel Gypsum CCR

Sanitas™ v.10.0.16 . UG

Tukey's Outlier Screening, Pooled Background

MW-1,MW-10,MW-2

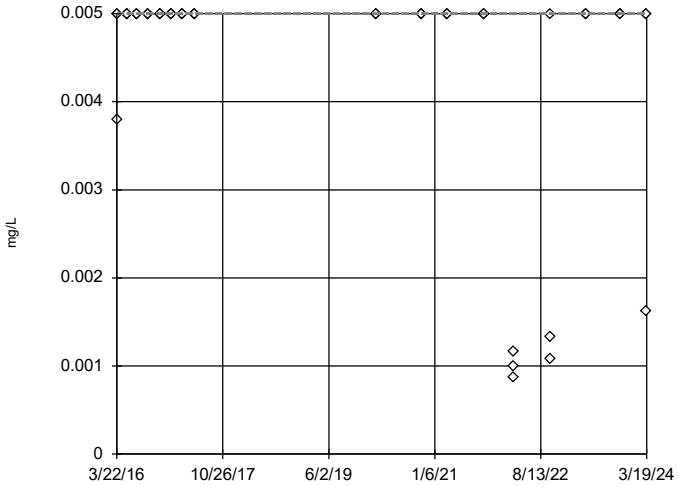

n = 51

No outliers found. Tukey's method selected by user.

Data were x^5 transformed to achieve best W statistic (graph shown in original units).

The results were invalidated, because the lower and upper quartiles are equal.

Constituent: Lithium Analysis Run 4/30/2024 11:10 AM View: Outliers Upgradient

Plant Daniel Data: Plant Daniel Gypsum CCR

Sanitas™ v.10.0.16 . UG

Tukey's Outlier Screening, Pooled Background

MW-1,MW-10,MW-2

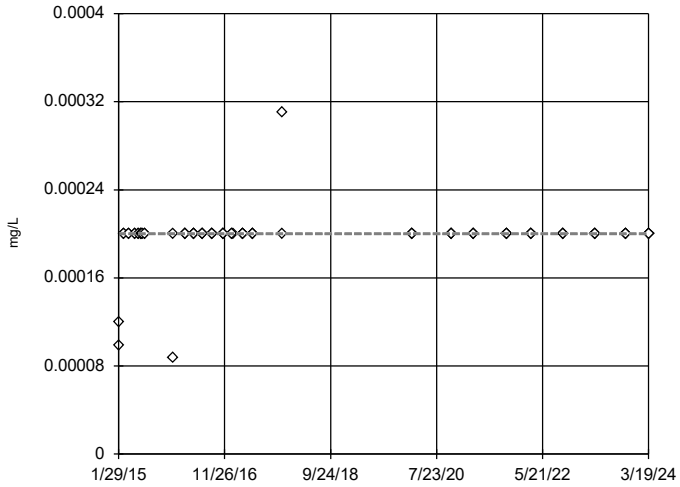

n = 71

No outliers found. Tukey's method selected by user.

Ladder of Powers transformations did not improve normality; analysis run on raw data.

The results were invalidated, because the lower and upper quartiles are equal.

Constituent: Mercury Analysis Run 4/30/2024 11:10 AM View: Outliers Upgradient

Plant Daniel Data: Plant Daniel Gypsum CCR

Sanitas™ v.10.0.16 . UG

Tukey's Outlier Screening, Pooled Background

MW-1,MW-10,MW-2

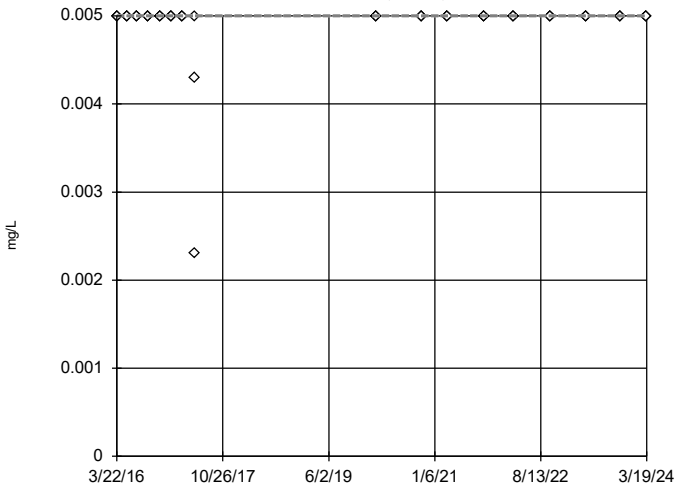

n = 51

No outliers found. Tukey's method selected by user.

Data were x^4 transformed to achieve best W statistic (graph shown in original units).

The results were invalidated, because the lower and upper quartiles are equal.

Constituent: Molybdenum Analysis Run 4/30/2024 11:10 AM View: Outliers Upgradient

Plant Daniel Data: Plant Daniel Gypsum CCR

Sanitas™ v.10.0.16 . UG

Tukey's Outlier Screening, Pooled Background

MW-1,MW-10,MW-2

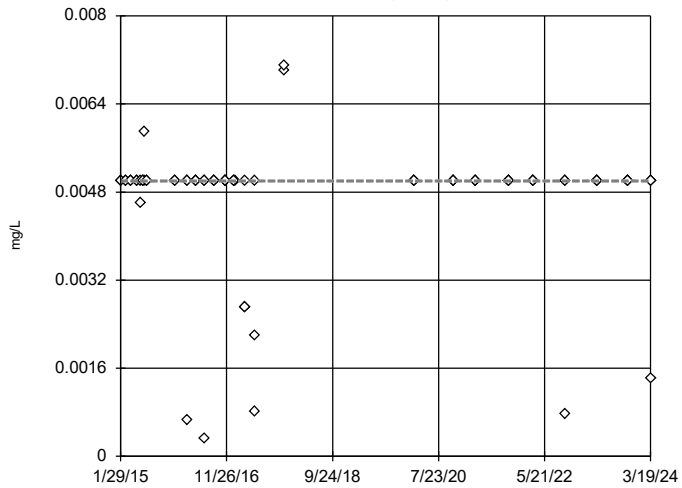

n = 71

No outliers found. Tukey's method selected by user.

Data were square transformed to achieve best W statistic (graph shown in original units).

The results were invalidated, because the lower and upper quartiles are equal.

Constituent: Selenium Analysis Run 4/30/2024 11:10 AM View: Outliers Upgradient

Plant Daniel Data: Plant Daniel Gypsum CCR

Sanitas™ v.10.0.16 . UG

Tukey's Outlier Screening, Pooled Background

MW-1,MW-10,MW-2

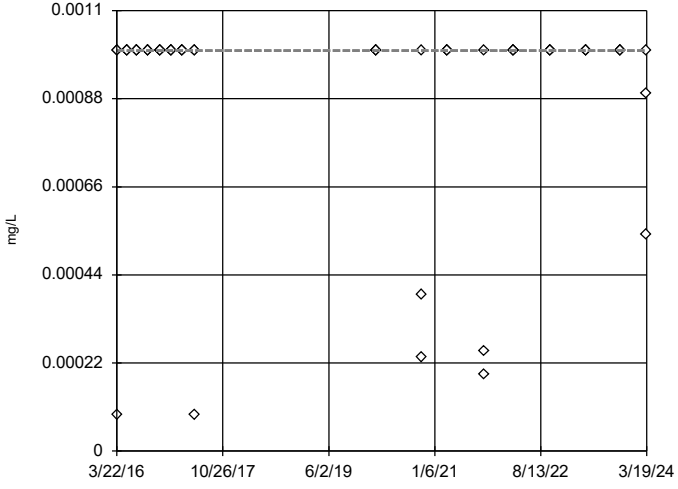

n = 51

No outliers found. Tukey's method selected by user.

Data were cube transformed to achieve best W statistic (graph shown in original units).

The results were invalidated, because the lower and upper quartiles are equal.

Constituent: Thallium Analysis Run 4/30/2024 11:10 AM View: Outliers Upgradient

Plant Daniel Data: Plant Daniel Gypsum CCR

Mann-Whitney

Appendix III Mann Whitney - Significant Results

Plant Daniel Data: Plant Daniel Gypsum CCR Printed 5/3/2024, 11:24 AM

Constituent	Well	Calc.	0.01	Sig.	Method
Boron (mg/L)	**MW-4**	**-3.075**	**Yes**	**Yes**	**Mann-W**
Calcium (mg/L)	**MW-3**	**3.445**	**Yes**	**Yes**	**Mann-W**
Calcium (mg/L)	**MW-4**	**-3.109**	**Yes**	**Yes**	**Mann-W**
Calcium (mg/L)	**MW-7**	**2.959**	**Yes**	**Yes**	**Mann-W**
Chloride (mg/L)	**MW-5**	**-2.822**	**Yes**	**Yes**	**Mann-W**
Chloride (mg/L)	**MW-8**	**-2.77**	**Yes**	**Yes**	**Mann-W**
Sulfate (mg/L)	**MW-10 (bg)**	**2.613**	**Yes**	**Yes**	**Mann-W**
Sulfate (mg/L)	**MW-3**	**3.006**	**Yes**	**Yes**	**Mann-W**
Sulfate (mg/L)	**MW-5**	**3.031**	**Yes**	**Yes**	**Mann-W**
Sulfate (mg/L)	**MW-8**	**2.928**	**Yes**	**Yes**	**Mann-W**

Appendix III Mann Whitney - All Results

Plant Daniel Data: Plant Daniel Gypsum CCR Printed 5/3/2024, 11:24 AM

Constituent	Well	Calc.	0.01	Sig.	Method
Boron (mg/L)	MW-1 (bg)	0.6592	No	No	Mann-W
Boron (mg/L)	MW-10 (bg)	-0.8425	No	No	Mann-W
Boron (mg/L)	MW-2 (bg)	-2.189	No	No	Mann-W
Boron (mg/L)	MW-3	-2.024	No	No	Mann-W
Boron (mg/L)	**MW-4**	**-3.075**	**Yes**	**Yes**	**Mann-W**
Boron (mg/L)	MW-5	-2.183	No	No	Mann-W
Boron (mg/L)	MW-6	-2.183	No	No	Mann-W
Boron (mg/L)	MW-7	0.5971	No	No	Mann-W
Boron (mg/L)	MW-8	0.3638	No	No	Mann-W
Boron (mg/L)	MW-9	-1.763	No	No	Mann-W
Calcium (mg/L)	MW-1 (bg)	-2.382	No	No	Mann-W
Calcium (mg/L)	MW-10 (bg)	-1.276	No	No	Mann-W
Calcium (mg/L)	MW-2 (bg)	1.176	No	No	Mann-W
Calcium (mg/L)	**MW-3**	**3.445**	**Yes**	**Yes**	**Mann-W**
Calcium (mg/L)	**MW-4**	**-3.109**	**Yes**	**Yes**	**Mann-W**
Calcium (mg/L)	MW-5	-0.1706	No	No	Mann-W
Calcium (mg/L)	MW-6	-2.102	No	No	Mann-W
Calcium (mg/L)	**MW-7**	**2.959**	**Yes**	**Yes**	**Mann-W**
Calcium (mg/L)	MW-8	-1.907	No	No	Mann-W
Calcium (mg/L)	MW-9	-2.232	No	No	Mann-W
Chloride (mg/L)	MW-1 (bg)	-0.2239	No	No	Mann-W
Chloride (mg/L)	MW-10 (bg)	-0.4033	No	No	Mann-W
Chloride (mg/L)	MW-2 (bg)	1.479	No	No	Mann-W
Chloride (mg/L)	MW-3	0	No	No	Mann-W
Chloride (mg/L)	MW-4	-2.105	No	No	Mann-W
Chloride (mg/L)	**MW-5**	**-2.822**	**Yes**	**Yes**	**Mann-W**
Chloride (mg/L)	MW-6	-0.2241	No	No	Mann-W
Chloride (mg/L)	MW-7	-2.078	No	No	Mann-W
Chloride (mg/L)	**MW-8**	**-2.77**	**Yes**	**Yes**	**Mann-W**
Chloride (mg/L)	MW-9	-2.174	No	No	Mann-W
Fluoride (mg/L)	MW-1 (bg)	0.3284	No	No	Mann-W
Fluoride (mg/L)	MW-10 (bg)	0.3536	No	No	Mann-W
Fluoride (mg/L)	MW-2 (bg)	-1.581	No	No	Mann-W
Fluoride (mg/L)	MW-3	1.495	No	No	Mann-W
Fluoride (mg/L)	MW-4	-2.239	No	No	Mann-W
Fluoride (mg/L)	MW-5	-2.239	No	No	Mann-W
Fluoride (mg/L)	MW-6	-1.834	No	No	Mann-W
Fluoride (mg/L)	MW-7	-2.439	No	No	Mann-W
Fluoride (mg/L)	MW-8	0.5971	No	No	Mann-W
Fluoride (mg/L)	MW-9	-1.365	No	No	Mann-W
pH (SU)	MW-1 (bg)	-1.357	No	No	Mann-W
pH (SU)	MW-10 (bg)	-0.3409	No	No	Mann-W
pH (SU)	MW-2 (bg)	-2.123	No	No	Mann-W
pH (SU)	MW-3	-1.151	No	No	Mann-W
pH (SU)	MW-4	-2.45	No	No	Mann-W
pH (SU)	MW-5	0.4685	No	No	Mann-W
pH (SU)	MW-6	-1.364	No	No	Mann-W
pH (SU)	MW-7	-2.342	No	No	Mann-W
pH (SU)	MW-8	0.8068	No	No	Mann-W
pH (SU)	MW-9	-1.151	No	No	Mann-W
Sulfate (mg/L)	MW-1 (bg)	-0.3307	No	No	Mann-W
Sulfate (mg/L)	**MW-10 (bg)**	**2.613**	**Yes**	**Yes**	**Mann-W**
Sulfate (mg/L)	MW-2 (bg)	-0.7276	No	No	Mann-W
Sulfate (mg/L)	**MW-3**	**3.006**	**Yes**	**Yes**	**Mann-W**
Sulfate (mg/L)	MW-4	-2.069	No	No	Mann-W
Sulfate (mg/L)	**MW-5**	**3.031**	**Yes**	**Yes**	**Mann-W**
Sulfate (mg/L)	MW-6	-2.378	No	No	Mann-W
Sulfate (mg/L)	MW-7	-0.08787	No	No	Mann-W
Sulfate (mg/L)	**MW-8**	**2.928**	**Yes**	**Yes**	**Mann-W**
Sulfate (mg/L)	MW-9	2.327	No	No	Mann-W
Total Dissolved Solids (mg/L)	MW-1 (bg)	-0.8066	No	No	Mann-W
Total Dissolved Solids (mg/L)	MW-10 (bg)	0.4488	No	No	Mann-W
Total Dissolved Solids (mg/L)	MW-2 (bg)	0.9422	No	No	Mann-W
Total Dissolved Solids (mg/L)	MW-3	0.8965	No	No	Mann-W
Total Dissolved Solids (mg/L)	MW-4	-0.6739	No	No	Mann-W
Total Dissolved Solids (mg/L)	MW-5	-1.258	No	No	Mann-W
Total Dissolved Solids (mg/L)	MW-6	-0.1347	No	No	Mann-W
Total Dissolved Solids (mg/L)	MW-7	1.974	No	No	Mann-W

Appendix III Mann Whitney - All Results

Plant Daniel Data: Plant Daniel Gypsum CCR Printed 5/3/2024, 11:24 AM

Constituent	Well	Calc.	0.01	Sig.	Method
Total Dissolved Solids (mg/L)	MW-8	-1.708	No	No	Mann-W
Total Dissolved Solids (mg/L)	MW-9	-0.4932	No	No	Mann-W

Sanitas™ v.10.0.16 . UG
Hollow symbols indicate censored values.

Mann-Whitney (Wilcoxon Rank Sum)

MW-1 (bg)

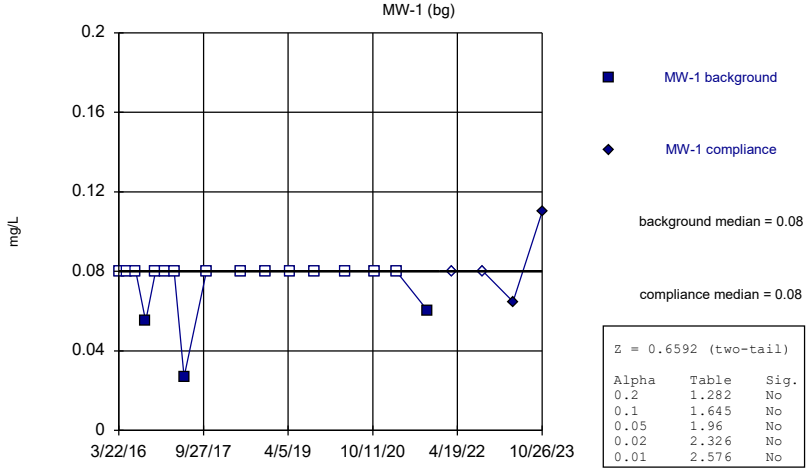

Z = 0.6592 (two-tail)

Alpha	Table	Sig.
0.2	1.282	No
0.1	1.645	No
0.05	1.96	No
0.02	2.326	No
0.01	2.576	No

Constituent: Boron Analysis Run 5/3/2024 11:21 AM View: Mann-Whitney
Plant Daniel Data: Plant Daniel Gypsum CCR

Sanitas™ v.10.0.16 . UG
Hollow symbols indicate censored values.

Mann-Whitney (Wilcoxon Rank Sum)

MW-10 (bg)

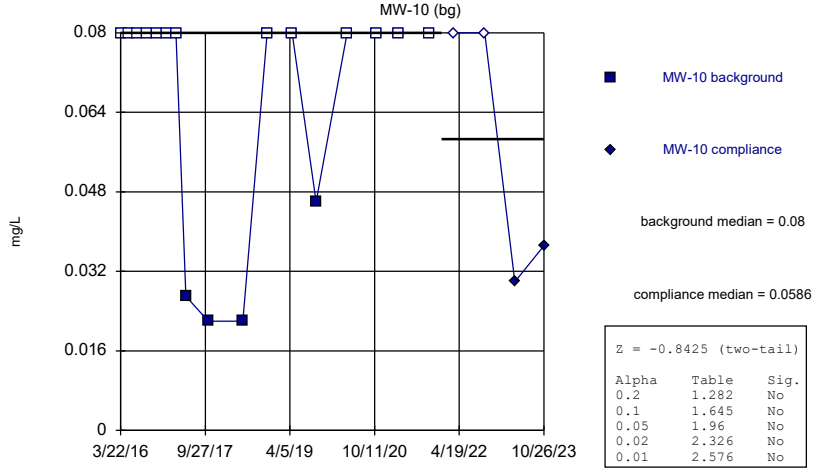

Z = -0.8425 (two-tail)

Alpha	Table	Sig.
0.2	1.282	No
0.1	1.645	No
0.05	1.96	No
0.02	2.326	No
0.01	2.576	No

Constituent: Boron Analysis Run 5/3/2024 11:21 AM View: Mann-Whitney
Plant Daniel Data: Plant Daniel Gypsum CCR

Sanitas™ v.10.0.16 . UG
Hollow symbols indicate censored values.

Mann-Whitney (Wilcoxon Rank Sum)

MW-2 (bg)

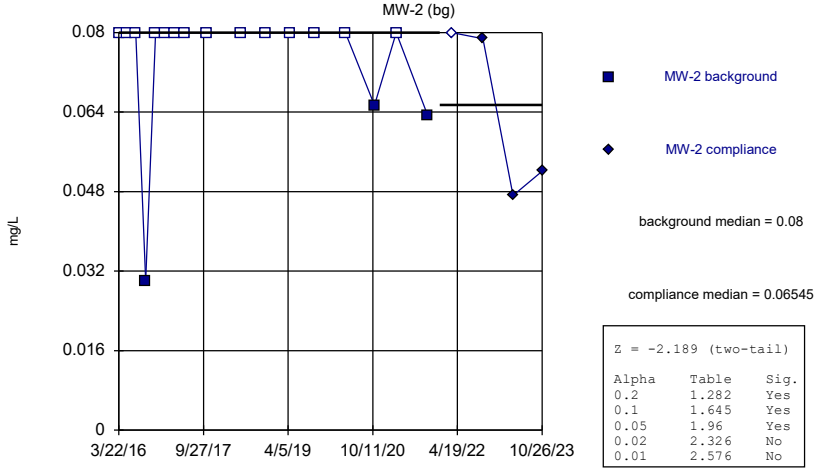

Z = -2.189 (two-tail)

Alpha	Table	Sig.
0.2	1.282	Yes
0.1	1.645	Yes
0.05	1.96	Yes
0.02	2.326	No
0.01	2.576	No

Constituent: Boron Analysis Run 5/3/2024 11:21 AM View: Mann-Whitney
Plant Daniel Data: Plant Daniel Gypsum CCR

Sanitas™ v.10.0.16 . UG
Hollow symbols indicate censored values.

Mann-Whitney (Wilcoxon Rank Sum)

MW-3

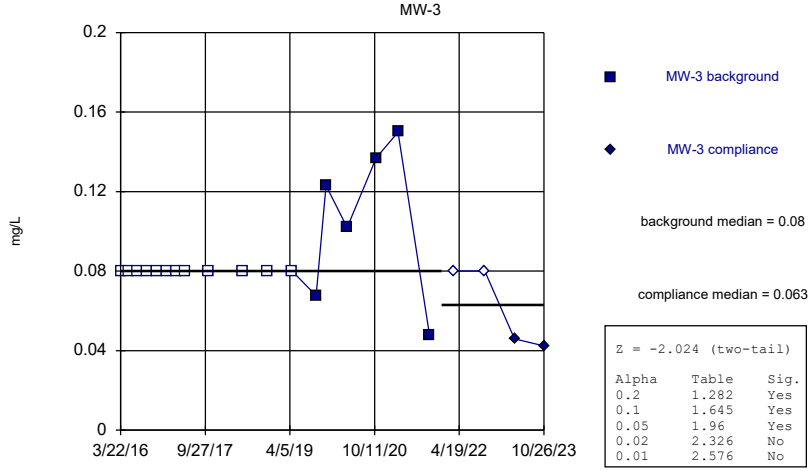

Z = -2.024 (two-tail)

Alpha	Table	Sig.
0.2	1.282	Yes
0.1	1.645	Yes
0.05	1.96	Yes
0.02	2.326	No
0.01	2.576	No

Constituent: Boron Analysis Run 5/3/2024 11:21 AM View: Mann-Whitney
Plant Daniel Data: Plant Daniel Gypsum CCR

Sanitas™ v.10.0.16 . UG
Hollow symbols indicate censored values.

Mann-Whitney (Wilcoxon Rank Sum)

MW-4

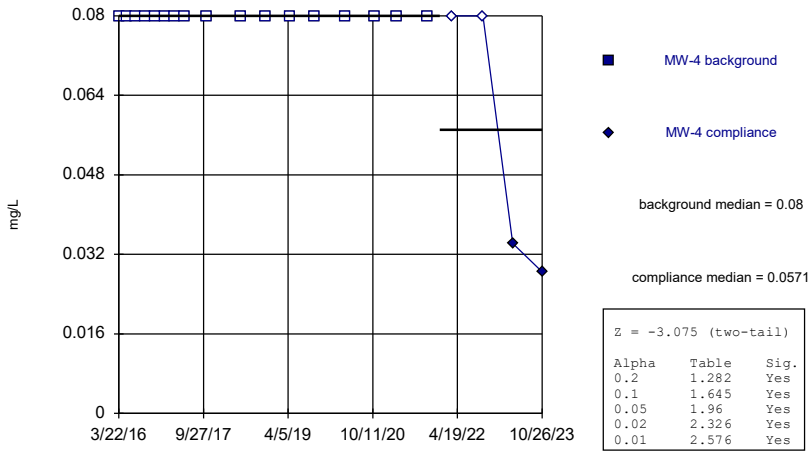

background median = 0.08

compliance median = 0.0571

Z = -3.075 (two-tail)

Alpha	Table	Sig.
0.2	1.282	Yes
0.1	1.645	Yes
0.05	1.96	Yes
0.02	2.326	Yes
0.01	2.576	Yes

Constituent: Boron Analysis Run 5/3/2024 11:21 AM View: Mann-Whitney
Plant Daniel Data: Plant Daniel Gypsum CCR

Sanitas™ v.10.0.16 . UG
Hollow symbols indicate censored values.

Mann-Whitney (Wilcoxon Rank Sum)

MW-5

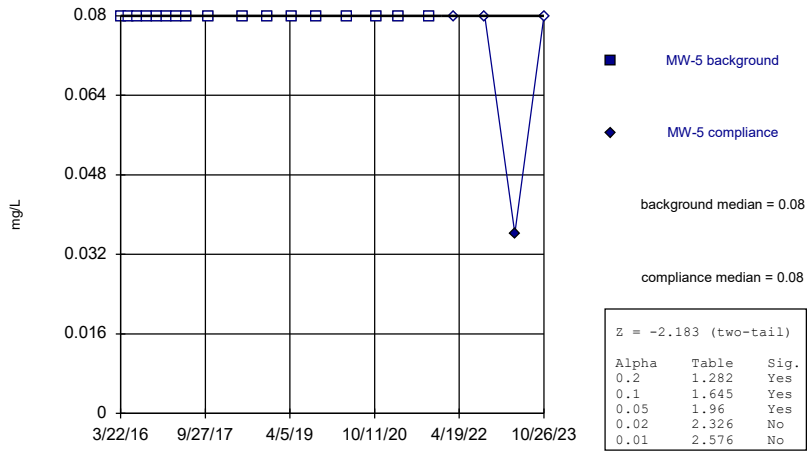

background median = 0.08

compliance median = 0.08

Z = -2.183 (two-tail)

Alpha	Table	Sig.
0.2	1.282	Yes
0.1	1.645	Yes
0.05	1.96	Yes
0.02	2.326	No
0.01	2.576	No

Constituent: Boron Analysis Run 5/3/2024 11:21 AM View: Mann-Whitney
Plant Daniel Data: Plant Daniel Gypsum CCR

Sanitas™ v.10.0.16 . UG
Hollow symbols indicate censored values.

Mann-Whitney (Wilcoxon Rank Sum)

MW-6

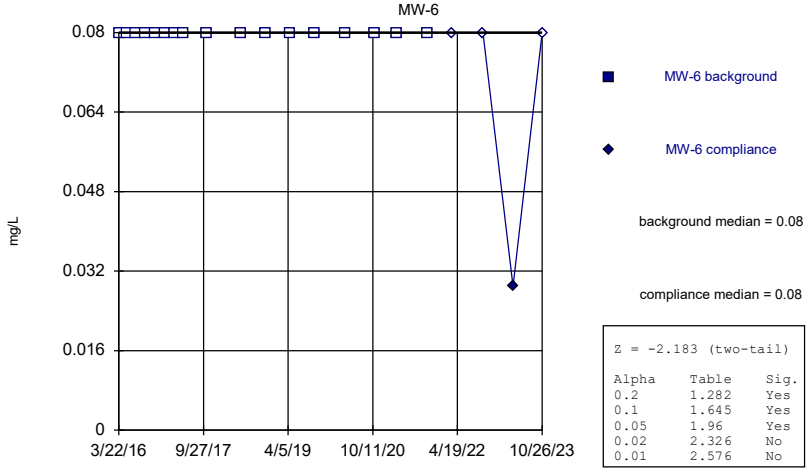

background median = 0.08

compliance median = 0.08

Z = -2.183 (two-tail)

Alpha	Table	Sig.
0.2	1.282	Yes
0.1	1.645	Yes
0.05	1.96	Yes
0.02	2.326	No
0.01	2.576	No

Constituent: Boron Analysis Run 5/3/2024 11:21 AM View: Mann-Whitney
Plant Daniel Data: Plant Daniel Gypsum CCR

Sanitas™ v.10.0.16 . UG
Hollow symbols indicate censored values.

Mann-Whitney (Wilcoxon Rank Sum)

MW-7

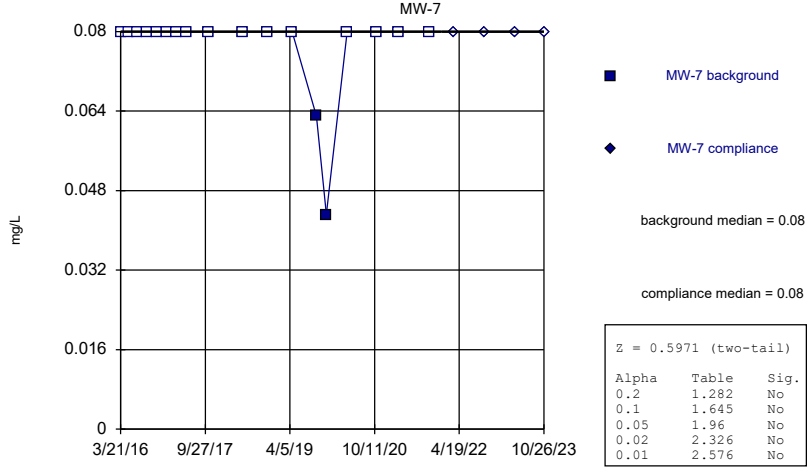

background median = 0.08

compliance median = 0.08

Z = 0.5971 (two-tail)

Alpha	Table	Sig.
0.2	1.282	No
0.1	1.645	No
0.05	1.96	No
0.02	2.326	No
0.01	2.576	No

Constituent: Boron Analysis Run 5/3/2024 11:21 AM View: Mann-Whitney
Plant Daniel Data: Plant Daniel Gypsum CCR

Sanitas™ v.10.0.16 . UG
Hollow symbols indicate censored values.

Mann-Whitney (Wilcoxon Rank Sum)

MW-8

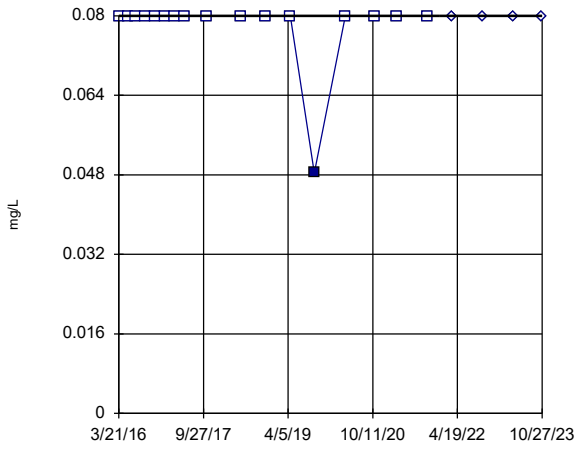

MW-8 background

MW-8 compliance

background median = 0.08

compliance median = 0.08

Z = 0.3638 (two-tail)

Alpha	Table	Sig.
0.2	1.282	No
0.1	1.645	No
0.05	1.96	No
0.02	2.326	No
0.01	2.576	No

Constituent: Boron Analysis Run 5/3/2024 11:21 AM View: Mann-Whitney
Plant Daniel Data: Plant Daniel Gypsum CCR

Sanitas™ v.10.0.16 . UG
Hollow symbols indicate censored values.

Mann-Whitney (Wilcoxon Rank Sum)

MW-9

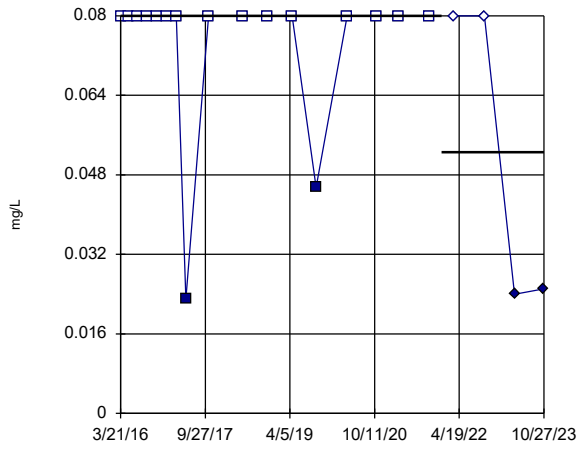

MW-9 background

MW-9 compliance

background median = 0.08

compliance median = 0.05255

Z = -1.763 (two-tail)

Alpha	Table	Sig.
0.2	1.282	Yes
0.1	1.645	Yes
0.05	1.96	No
0.02	2.326	No
0.01	2.576	No

Constituent: Boron Analysis Run 5/3/2024 11:21 AM View: Mann-Whitney
Plant Daniel Data: Plant Daniel Gypsum CCR

Sanitas™ v.10.0.16 . UG

Mann-Whitney (Wilcoxon Rank Sum)

MW-1 (bg)

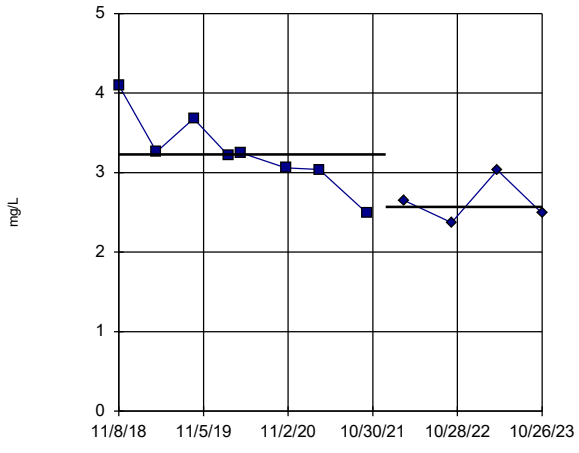

MW-1 background

MW-1 compliance

background median = 3.23

compliance median = 2.57

Z = -2.382 (two-tail)

Alpha	Table	Sig.
0.2	1.282	Yes
0.1	1.645	Yes
0.05	1.96	Yes
0.02	2.326	Yes
0.01	2.576	No

Constituent: Calcium Analysis Run 5/3/2024 11:21 AM View: Mann-Whitney
Plant Daniel Data: Plant Daniel Gypsum CCR

Sanitas™ v.10.0.16 . UG

Mann-Whitney (Wilcoxon Rank Sum)

MW-10 (bg)

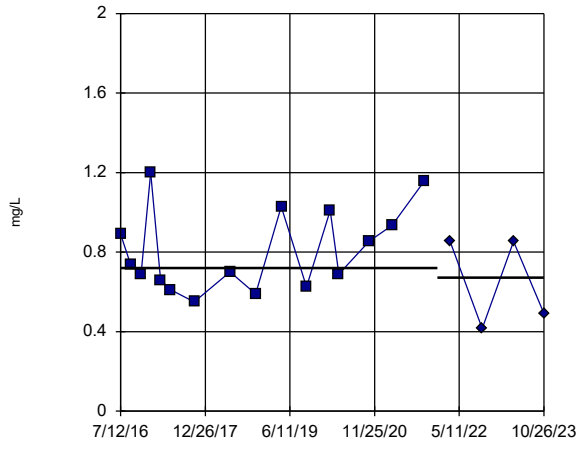

MW-10 background

MW-10 compliance

background median = 0.72

compliance median = 0.672

Z = -1.276 (two-tail)

Alpha	Table	Sig.
0.2	1.282	No
0.1	1.645	No
0.05	1.96	No
0.02	2.326	No
0.01	2.576	No

Constituent: Calcium Analysis Run 5/3/2024 11:21 AM View: Mann-Whitney
Plant Daniel Data: Plant Daniel Gypsum CCR

Sanitas™ v.10.0.16 . UG

Mann-Whitney (Wilcoxon Rank Sum)

MW-2 (bg)

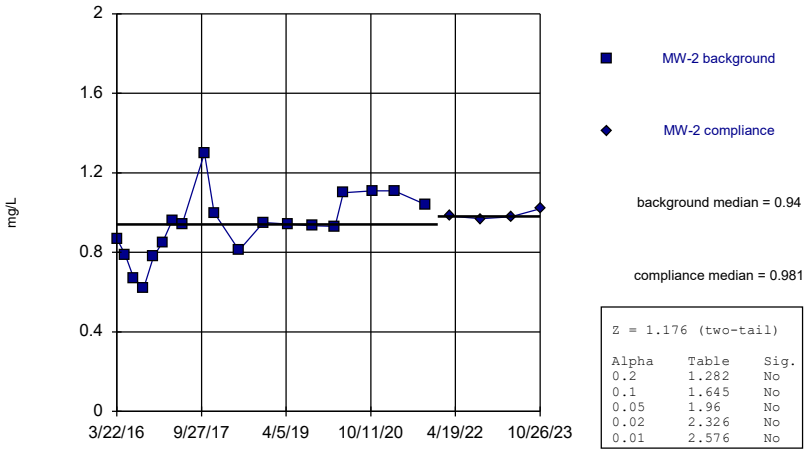

Constituent: Calcium Analysis Run 5/3/2024 11:22 AM View: Mann-Whitney
Plant Daniel Data: Plant Daniel Gypsum CCR

Sanitas™ v.10.0.16 . UG

Mann-Whitney (Wilcoxon Rank Sum)

MW-3

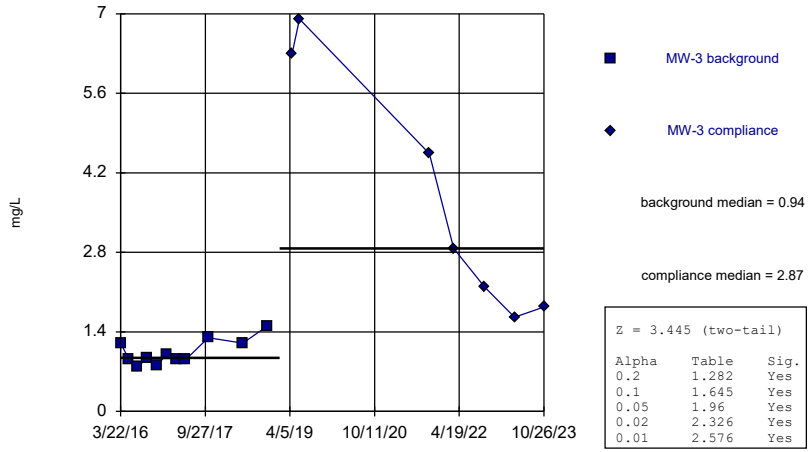

Constituent: Calcium Analysis Run 5/3/2024 11:22 AM View: Mann-Whitney
Plant Daniel Data: Plant Daniel Gypsum CCR

Sanitas™ v.10.0.16 . UG

Mann-Whitney (Wilcoxon Rank Sum)

MW-4

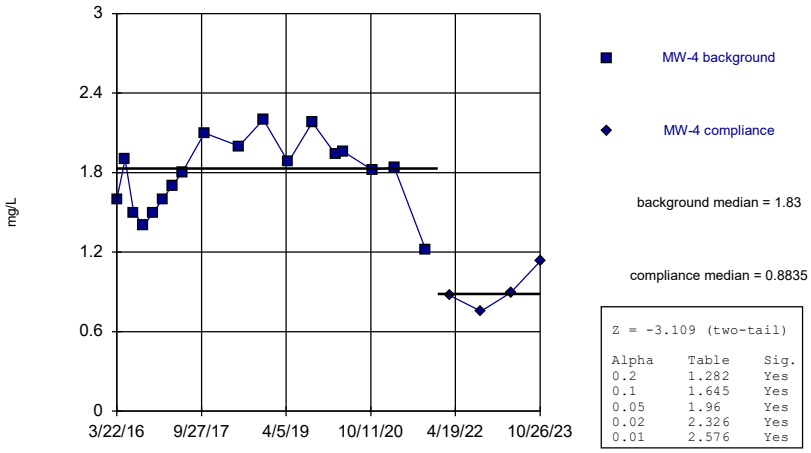

Constituent: Calcium Analysis Run 5/3/2024 11:22 AM View: Mann-Whitney
Plant Daniel Data: Plant Daniel Gypsum CCR

Sanitas™ v.10.0.16 . UG

Mann-Whitney (Wilcoxon Rank Sum)

MW-5

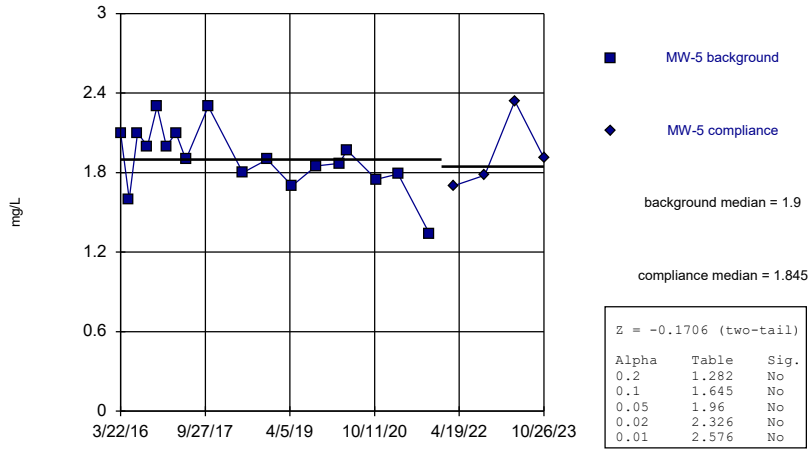

Constituent: Calcium Analysis Run 5/3/2024 11:22 AM View: Mann-Whitney
Plant Daniel Data: Plant Daniel Gypsum CCR

Sanitas™ v.10.0.16 . UG

Mann-Whitney (Wilcoxon Rank Sum)

MW-6

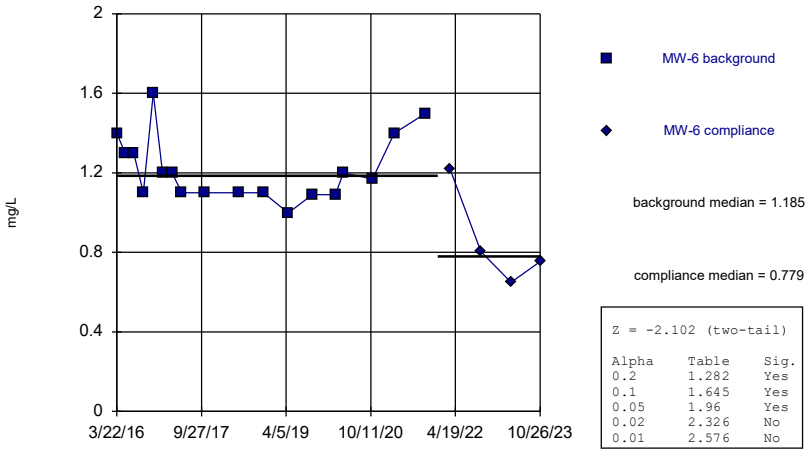

Constituent: Calcium Analysis Run 5/3/2024 11:22 AM View: Mann-Whitney
Plant Daniel Data: Plant Daniel Gypsum CCR

Sanitas™ v.10.0.16 . UG

Mann-Whitney (Wilcoxon Rank Sum)

MW-7

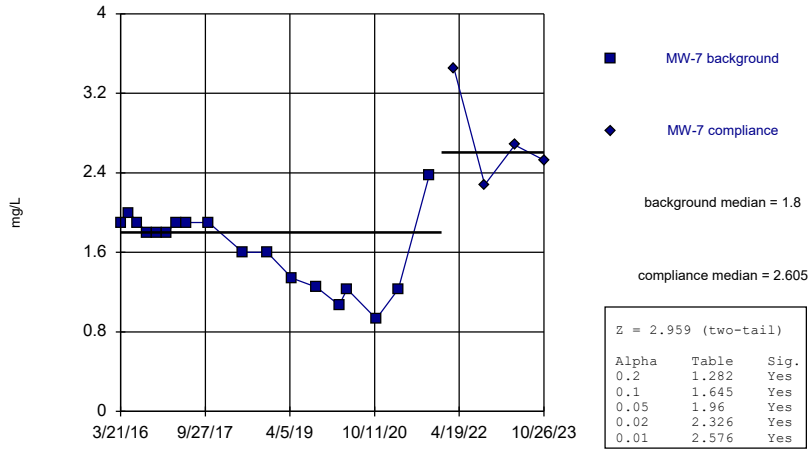

Constituent: Calcium Analysis Run 5/3/2024 11:22 AM View: Mann-Whitney
Plant Daniel Data: Plant Daniel Gypsum CCR

Sanitas™ v.10.0.16 . UG

Mann-Whitney (Wilcoxon Rank Sum)

MW-8

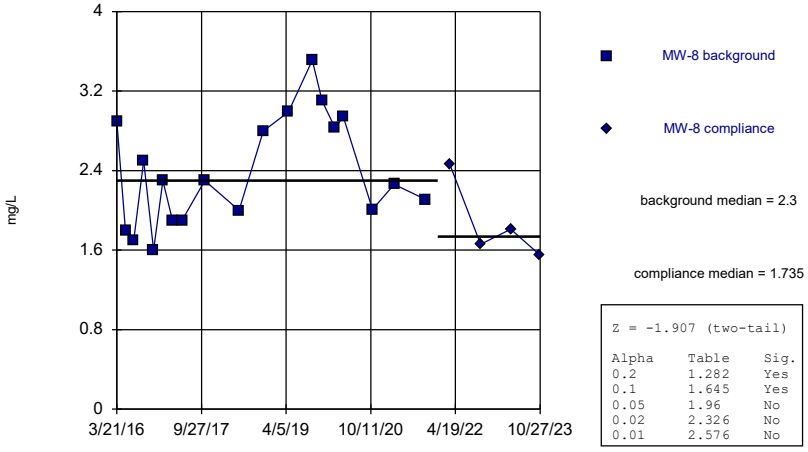

Constituent: Calcium Analysis Run 5/3/2024 11:22 AM View: Mann-Whitney
Plant Daniel Data: Plant Daniel Gypsum CCR

Sanitas™ v.10.0.16 . UG

Mann-Whitney (Wilcoxon Rank Sum)

MW-9

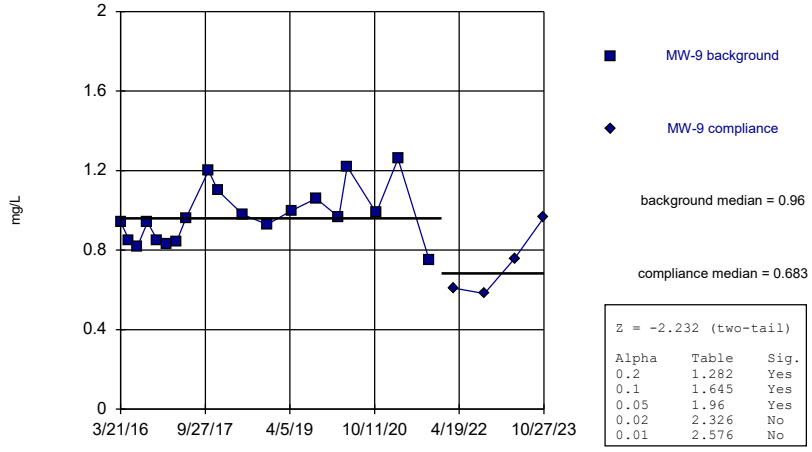

Constituent: Calcium Analysis Run 5/3/2024 11:22 AM View: Mann-Whitney
Plant Daniel Data: Plant Daniel Gypsum CCR

Sanitas™ v.10.0.16 . UG

Mann-Whitney (Wilcoxon Rank Sum)

MW-1 (bg)

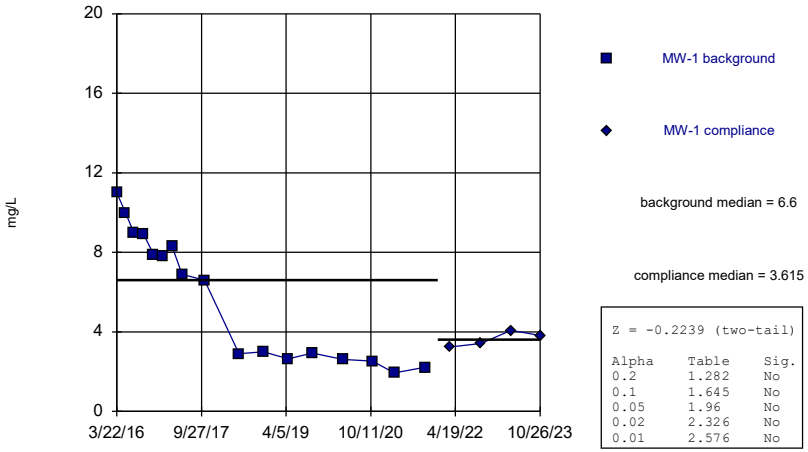

Z = -0.2239 (two-tail)

Alpha	Table	Sig.
0.2	1.282	No
0.1	1.645	No
0.05	1.96	No
0.02	2.326	No
0.01	2.576	No

Constituent: Chloride Analysis Run 5/3/2024 11:22 AM View: Mann-Whitney
Plant Daniel Data: Plant Daniel Gypsum CCR

Sanitas™ v.10.0.16 . UG
Hollow symbols indicate censored values.

Mann-Whitney (Wilcoxon Rank Sum)

MW-10 (bg)

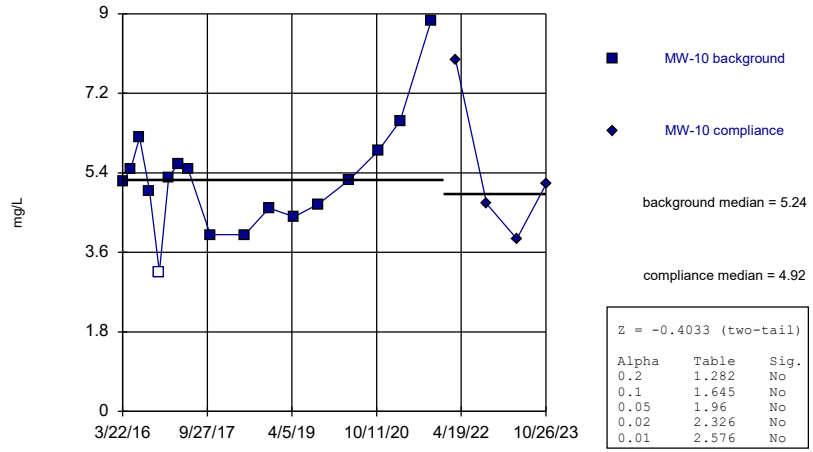

Z = -0.4033 (two-tail)

Alpha	Table	Sig.
0.2	1.282	No
0.1	1.645	No
0.05	1.96	No
0.02	2.326	No
0.01	2.576	No

Constituent: Chloride Analysis Run 5/3/2024 11:22 AM View: Mann-Whitney
Plant Daniel Data: Plant Daniel Gypsum CCR

Sanitas™ v.10.0.16 . UG

Mann-Whitney (Wilcoxon Rank Sum)

MW-2 (bg)

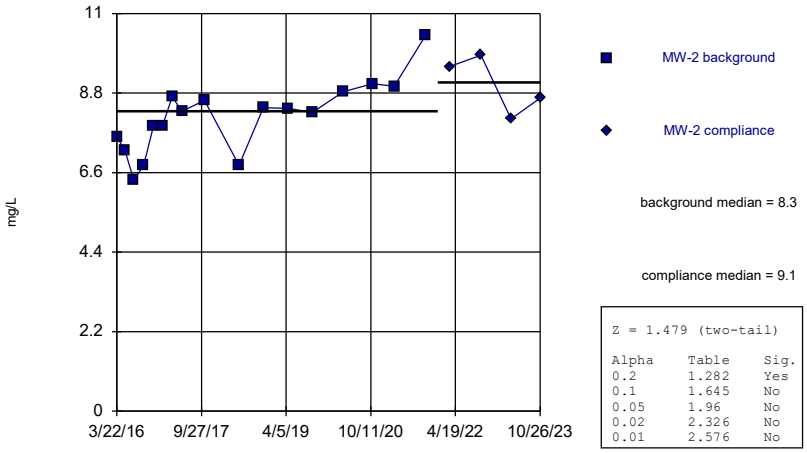

Z = 1.479 (two-tail)

Alpha	Table	Sig.
0.2	1.282	Yes
0.1	1.645	No
0.05	1.96	No
0.02	2.326	No
0.01	2.576	No

Constituent: Chloride Analysis Run 5/3/2024 11:22 AM View: Mann-Whitney
Plant Daniel Data: Plant Daniel Gypsum CCR

Sanitas™ v.10.0.16 . UG

Mann-Whitney (Wilcoxon Rank Sum)

MW-3

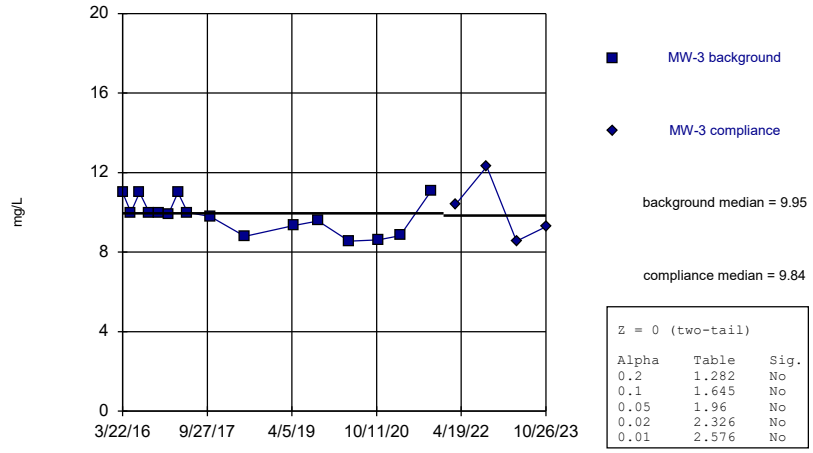

Z = 0 (two-tail)

Alpha	Table	Sig.
0.2	1.282	No
0.1	1.645	No
0.05	1.96	No
0.02	2.326	No
0.01	2.576	No

Constituent: Chloride Analysis Run 5/3/2024 11:22 AM View: Mann-Whitney
Plant Daniel Data: Plant Daniel Gypsum CCR

Sanitas™ v.10.0.16 . UG

Mann-Whitney (Wilcoxon Rank Sum)

MW-4

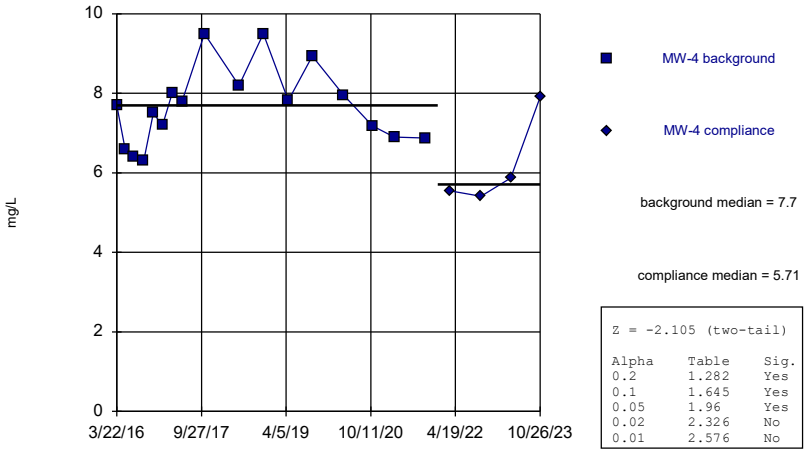

background median = 7.7

compliance median = 5.71

Z = -2.105 (two-tail)

Alpha	Table	Sig.
0.2	1.282	Yes
0.1	1.645	Yes
0.05	1.96	Yes
0.02	2.326	No
0.01	2.576	No

Constituent: Chloride Analysis Run 5/3/2024 11:22 AM View: Mann-Whitney

Plant Daniel Data: Plant Daniel Gypsum CCR

Sanitas™ v.10.0.16 . UG

Mann-Whitney (Wilcoxon Rank Sum)

MW-5

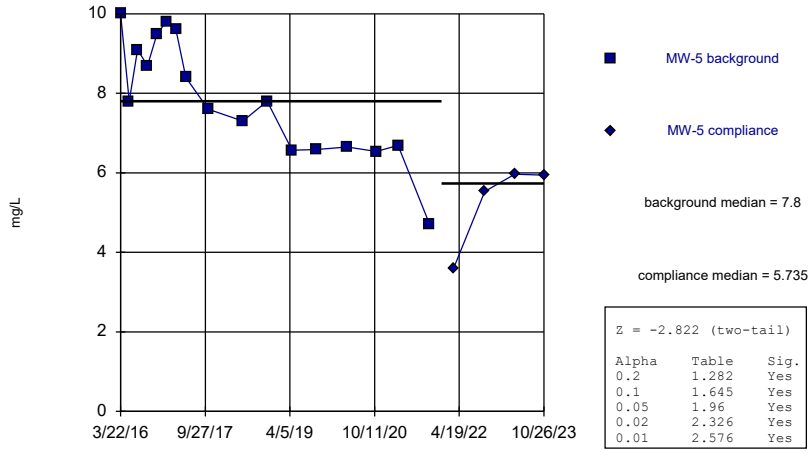

background median = 7.8

compliance median = 5.735

Z = -2.822 (two-tail)

Alpha	Table	Sig.
0.2	1.282	Yes
0.1	1.645	Yes
0.05	1.96	Yes
0.02	2.326	Yes
0.01	2.576	Yes

Constituent: Chloride Analysis Run 5/3/2024 11:22 AM View: Mann-Whitney

Plant Daniel Data: Plant Daniel Gypsum CCR

Sanitas™ v.10.0.16 . UG

Hollow symbols indicate censored values.

Mann-Whitney (Wilcoxon Rank Sum)

MW-6

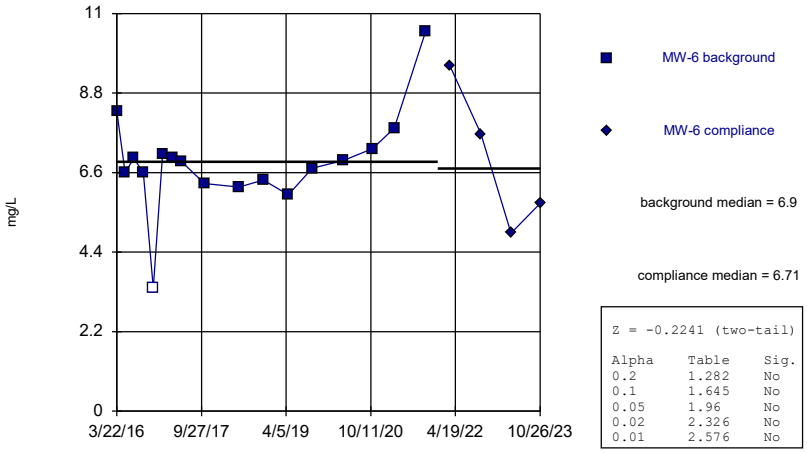

background median = 6.9

compliance median = 6.71

Z = -0.2241 (two-tail)

Alpha	Table	Sig.
0.2	1.282	No
0.1	1.645	No
0.05	1.96	No
0.02	2.326	No
0.01	2.576	No

Constituent: Chloride Analysis Run 5/3/2024 11:22 AM View: Mann-Whitney

Plant Daniel Data: Plant Daniel Gypsum CCR

Sanitas™ v.10.0.16 . UG

Mann-Whitney (Wilcoxon Rank Sum)

MW-7

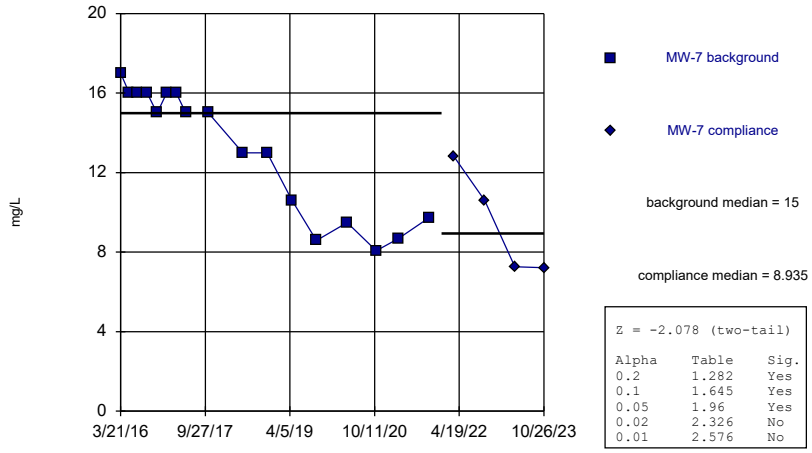

background median = 15

compliance median = 8.935

Z = -2.078 (two-tail)

Alpha	Table	Sig.
0.2	1.282	Yes
0.1	1.645	Yes
0.05	1.96	Yes
0.02	2.326	No
0.01	2.576	No

Constituent: Chloride Analysis Run 5/3/2024 11:22 AM View: Mann-Whitney

Plant Daniel Data: Plant Daniel Gypsum CCR

Sanitas™ v.10.0.16 . UG

Mann-Whitney (Wilcoxon Rank Sum)

MW-8

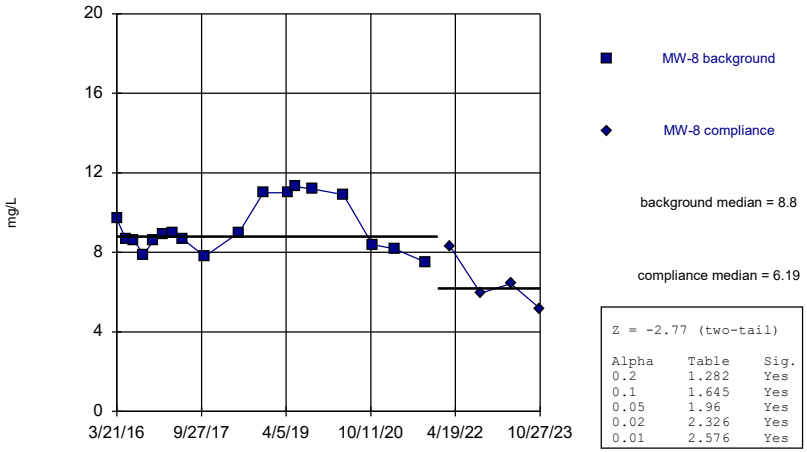

Z = -2.77 (two-tail)

Alpha	Table	Sig.
0.2	1.282	Yes
0.1	1.645	Yes
0.05	1.96	Yes
0.02	2.326	Yes
0.01	2.576	Yes

Constituent: Chloride Analysis Run 5/3/2024 11:22 AM View: Mann-Whitney
Plant Daniel Data: Plant Daniel Gypsum CCR

Sanitas™ v.10.0.16 . UG

Mann-Whitney (Wilcoxon Rank Sum)

MW-9

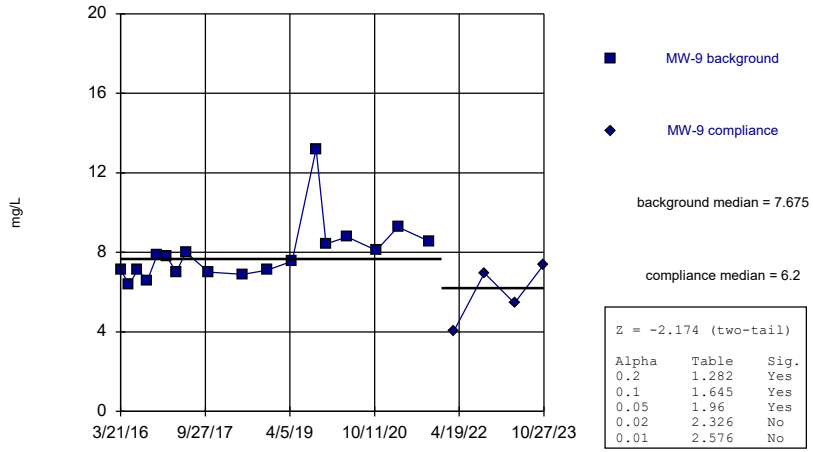

Z = -2.174 (two-tail)

Alpha	Table	Sig.
0.2	1.282	Yes
0.1	1.645	Yes
0.05	1.96	Yes
0.02	2.326	No
0.01	2.576	No

Constituent: Chloride Analysis Run 5/3/2024 11:22 AM View: Mann-Whitney
Plant Daniel Data: Plant Daniel Gypsum CCR

Sanitas™ v.10.0.16 . UG
Hollow symbols indicate censored values.

Mann-Whitney (Wilcoxon Rank Sum)

MW-1 (bg)

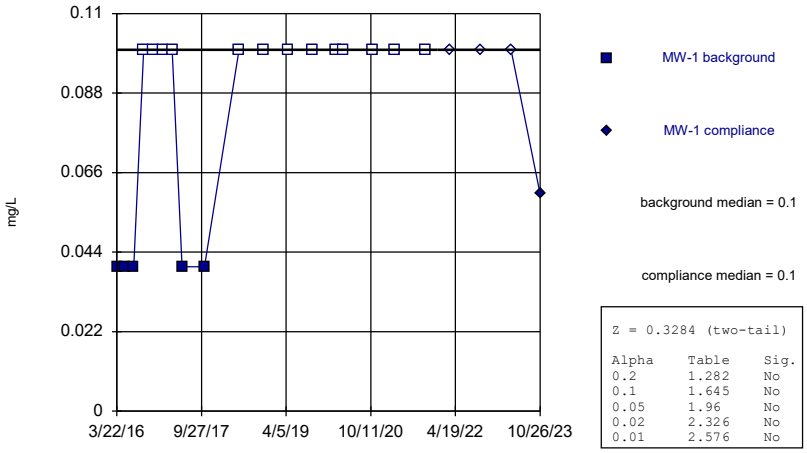

Z = 0.3284 (two-tail)

Alpha	Table	Sig.
0.2	1.282	No
0.1	1.645	No
0.05	1.96	No
0.02	2.326	No
0.01	2.576	No

Constituent: Fluoride Analysis Run 5/3/2024 11:22 AM View: Mann-Whitney
Plant Daniel Data: Plant Daniel Gypsum CCR

Sanitas™ v.10.0.16 . UG
Hollow symbols indicate censored values.

Mann-Whitney (Wilcoxon Rank Sum)

MW-10 (bg)

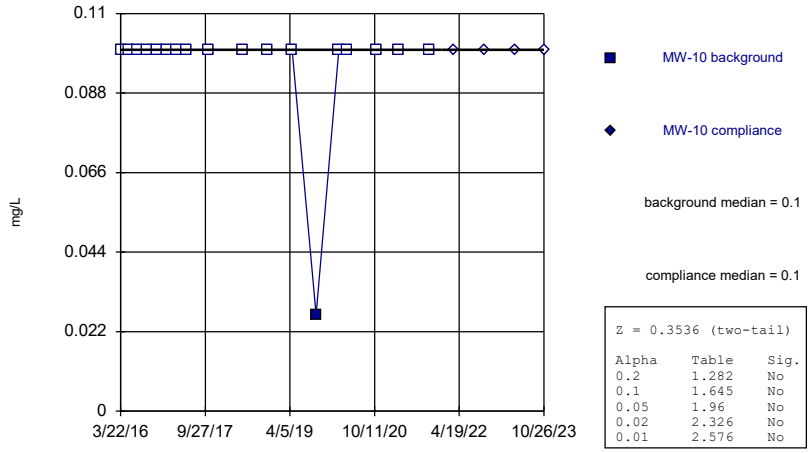

Z = 0.3536 (two-tail)

Alpha	Table	Sig.
0.2	1.282	No
0.1	1.645	No
0.05	1.96	No
0.02	2.326	No
0.01	2.576	No

Constituent: Fluoride Analysis Run 5/3/2024 11:22 AM View: Mann-Whitney
Plant Daniel Data: Plant Daniel Gypsum CCR

Sanitas™ v.10.0.16 . UG
Hollow symbols indicate censored values.

Mann-Whitney (Wilcoxon Rank Sum)

MW-2 (bg)

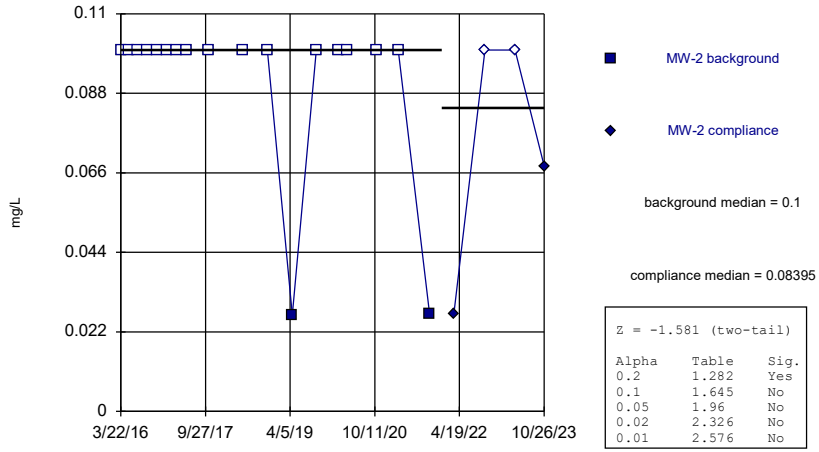

background median = 0.1

compliance median = 0.08395

Z = -1.581 (two-tail)

Alpha	Table	Sig.
0.2	1.282	Yes
0.1	1.645	No
0.05	1.96	No
0.02	2.326	No
0.01	2.576	No

Constituent: Fluoride Analysis Run 5/3/2024 11:22 AM View: Mann-Whitney
Plant Daniel Data: Plant Daniel Gypsum CCR

Sanitas™ v.10.0.16 . UG
Hollow symbols indicate censored values.

Mann-Whitney (Wilcoxon Rank Sum)

MW-3

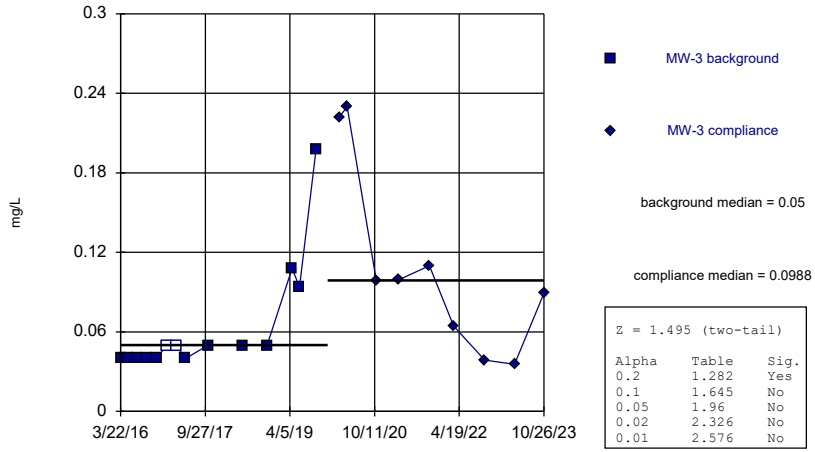

background median = 0.05

compliance median = 0.0988

Z = 1.495 (two-tail)

Alpha	Table	Sig.
0.2	1.282	Yes
0.1	1.645	No
0.05	1.96	No
0.02	2.326	No
0.01	2.576	No

Constituent: Fluoride Analysis Run 5/3/2024 11:22 AM View: Mann-Whitney
Plant Daniel Data: Plant Daniel Gypsum CCR

Sanitas™ v.10.0.16 . UG
Hollow symbols indicate censored values.

Mann-Whitney (Wilcoxon Rank Sum)

MW-4

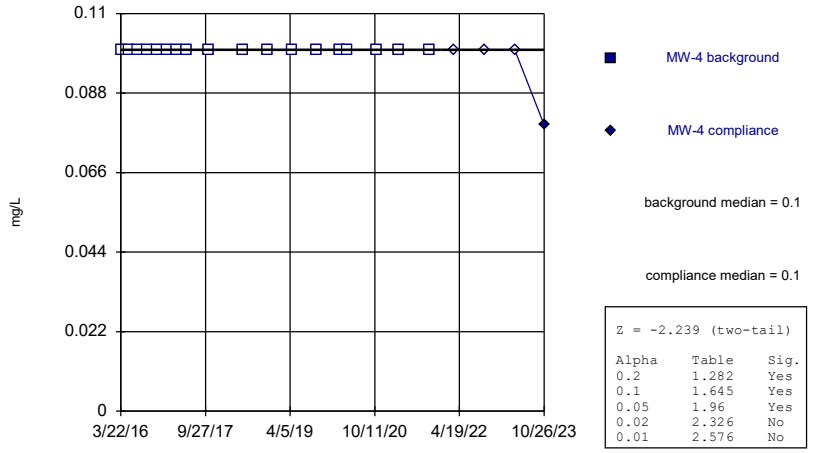

background median = 0.1

compliance median = 0.1

Z = -2.239 (two-tail)

Alpha	Table	Sig.
0.2	1.282	Yes
0.1	1.645	Yes
0.05	1.96	Yes
0.02	2.326	No
0.01	2.576	No

Constituent: Fluoride Analysis Run 5/3/2024 11:22 AM View: Mann-Whitney
Plant Daniel Data: Plant Daniel Gypsum CCR

Sanitas™ v.10.0.16 . UG
Hollow symbols indicate censored values.

Mann-Whitney (Wilcoxon Rank Sum)

MW-5

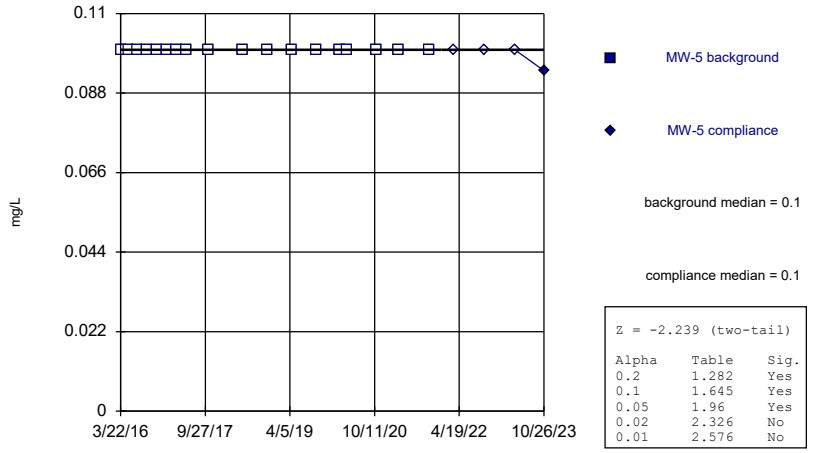

background median = 0.1

compliance median = 0.1

Z = -2.239 (two-tail)

Alpha	Table	Sig.
0.2	1.282	Yes
0.1	1.645	Yes
0.05	1.96	Yes
0.02	2.326	No
0.01	2.576	No

Constituent: Fluoride Analysis Run 5/3/2024 11:22 AM View: Mann-Whitney
Plant Daniel Data: Plant Daniel Gypsum CCR

Sanitas™ v.10.0.16 . UG
Hollow symbols indicate censored values.

Mann-Whitney (Wilcoxon Rank Sum)

MW-6

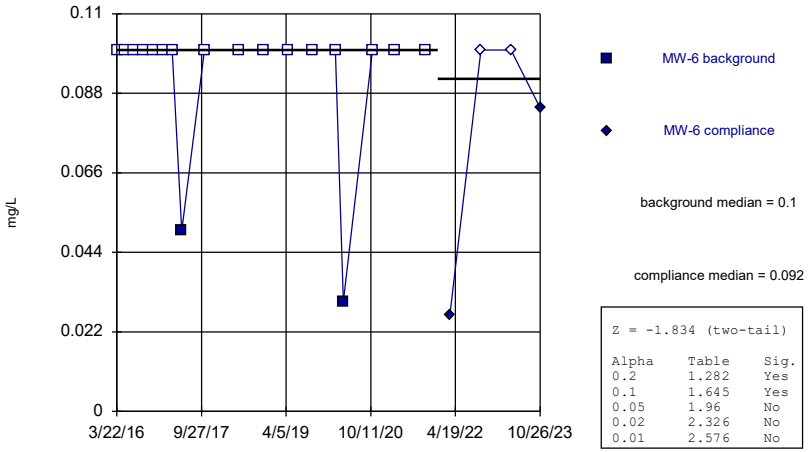

Z = -1.834 (two-tail)

Alpha	Table	Sig.
0.2	1.282	Yes
0.1	1.645	Yes
0.05	1.96	No
0.02	2.326	No
0.01	2.576	No

Constituent: Fluoride Analysis Run 5/3/2024 11:22 AM View: Mann-Whitney
Plant Daniel Data: Plant Daniel Gypsum CCR

Sanitas™ v.10.0.16 . UG
Hollow symbols indicate censored values.

Mann-Whitney (Wilcoxon Rank Sum)

MW-7

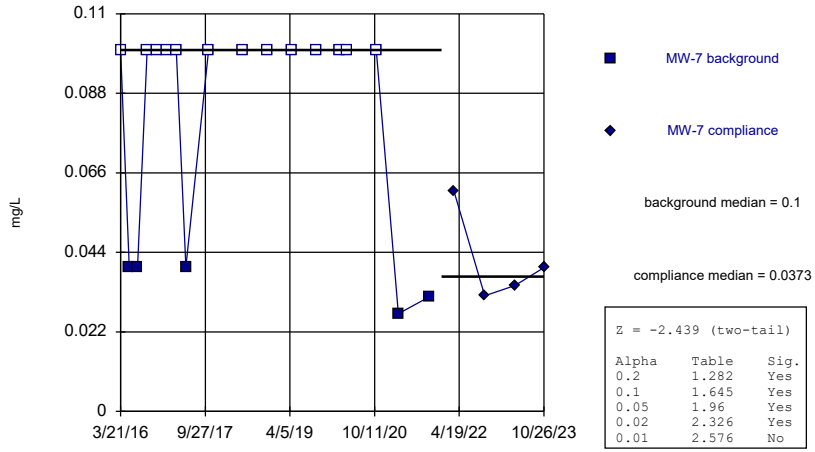

Z = -2.439 (two-tail)

Alpha	Table	Sig.
0.2	1.282	Yes
0.1	1.645	Yes
0.05	1.96	Yes
0.02	2.326	Yes
0.01	2.576	No

Constituent: Fluoride Analysis Run 5/3/2024 11:22 AM View: Mann-Whitney
Plant Daniel Data: Plant Daniel Gypsum CCR

Sanitas™ v.10.0.16 . UG
Hollow symbols indicate censored values.

Mann-Whitney (Wilcoxon Rank Sum)

MW-8

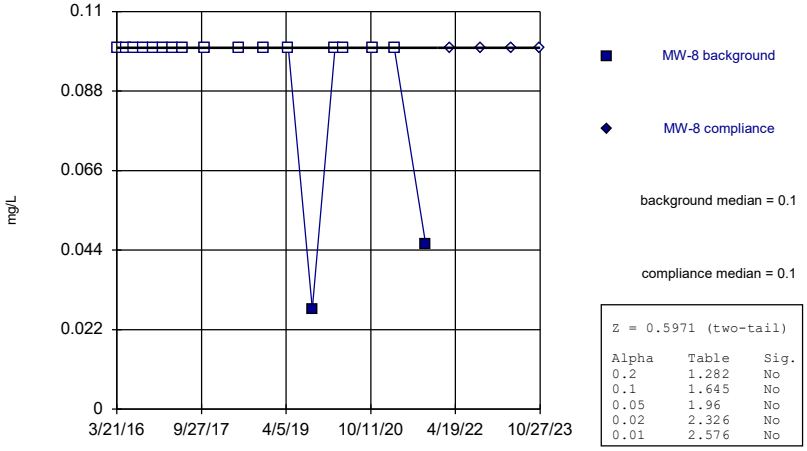

Z = 0.5971 (two-tail)

Alpha	Table	Sig.
0.2	1.282	No
0.1	1.645	No
0.05	1.96	No
0.02	2.326	No
0.01	2.576	No

Constituent: Fluoride Analysis Run 5/3/2024 11:22 AM View: Mann-Whitney
Plant Daniel Data: Plant Daniel Gypsum CCR

Sanitas™ v.10.0.16 . UG
Hollow symbols indicate censored values.

Mann-Whitney (Wilcoxon Rank Sum)

MW-9

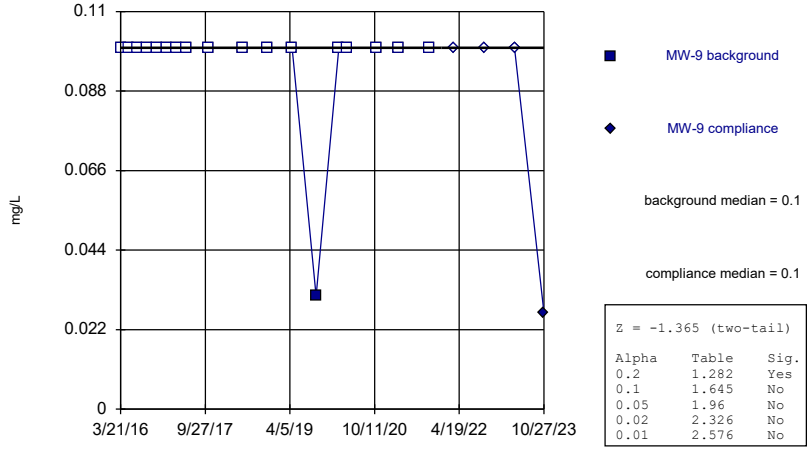

Z = -1.365 (two-tail)

Alpha	Table	Sig.
0.2	1.282	Yes
0.1	1.645	No
0.05	1.96	No
0.02	2.326	No
0.01	2.576	No

Constituent: Fluoride Analysis Run 5/3/2024 11:22 AM View: Mann-Whitney
Plant Daniel Data: Plant Daniel Gypsum CCR

Sanitas™ v.10.0.16 . UG

Mann-Whitney (Wilcoxon Rank Sum)

MW-1 (bg)

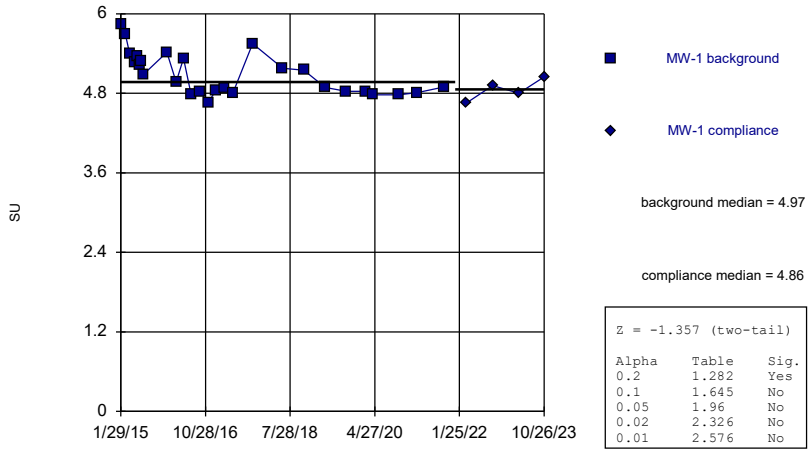

background median = 4.97

compliance median = 4.86

Z = -1.357 (two-tail)

Alpha	Table	Sig.
0.2	1.282	Yes
0.1	1.645	No
0.05	1.96	No
0.02	2.326	No
0.01	2.576	No

Constituent: pH Analysis Run 5/3/2024 11:22 AM View: Mann-Whitney

Plant Daniel Data: Plant Daniel Gypsum CCR

Sanitas™ v.10.0.16 . UG

Mann-Whitney (Wilcoxon Rank Sum)

MW-10 (bg)

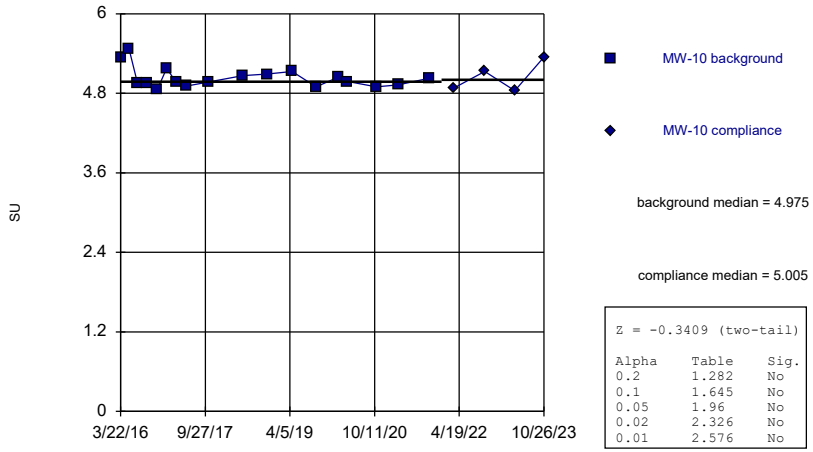

background median = 4.975

compliance median = 5.005

Z = -0.3409 (two-tail)

Alpha	Table	Sig.
0.2	1.282	No
0.1	1.645	No
0.05	1.96	No
0.02	2.326	No
0.01	2.576	No

Constituent: pH Analysis Run 5/3/2024 11:22 AM View: Mann-Whitney

Plant Daniel Data: Plant Daniel Gypsum CCR

Sanitas™ v.10.0.16 . UG

Mann-Whitney (Wilcoxon Rank Sum)

MW-2 (bg)

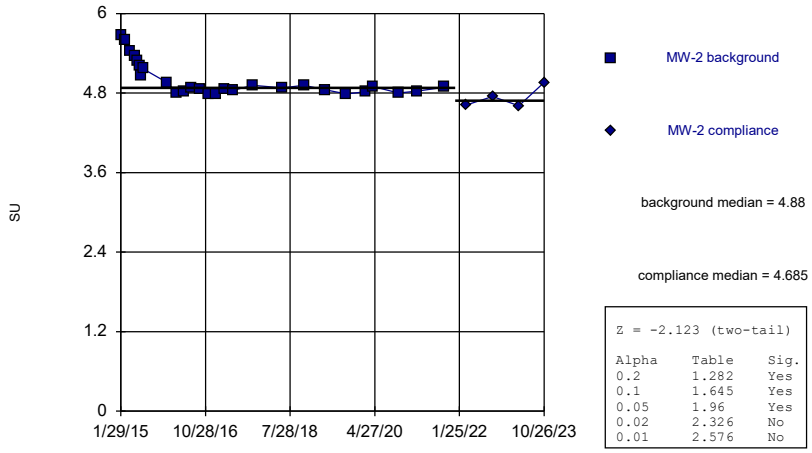

background median = 4.88

compliance median = 4.685

Z = -2.123 (two-tail)

Alpha	Table	Sig.
0.2	1.282	Yes
0.1	1.645	Yes
0.05	1.96	Yes
0.02	2.326	No
0.01	2.576	No

Constituent: pH Analysis Run 5/3/2024 11:22 AM View: Mann-Whitney

Plant Daniel Data: Plant Daniel Gypsum CCR

Sanitas™ v.10.0.16 . UG

Mann-Whitney (Wilcoxon Rank Sum)

MW-3

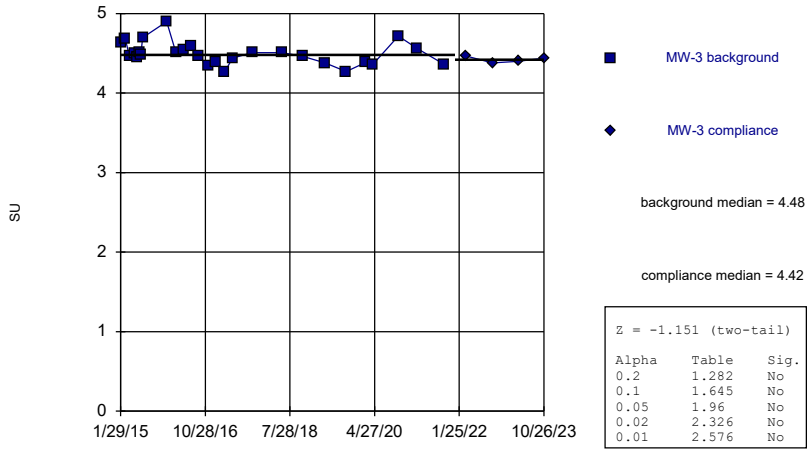

background median = 4.48

compliance median = 4.42

Z = -1.151 (two-tail)

Alpha	Table	Sig.
0.2	1.282	No
0.1	1.645	No
0.05	1.96	No
0.02	2.326	No
0.01	2.576	No

Constituent: pH Analysis Run 5/3/2024 11:22 AM View: Mann-Whitney

Plant Daniel Data: Plant Daniel Gypsum CCR

Sanitas™ v.10.0.16 . UG

Mann-Whitney (Wilcoxon Rank Sum)

MW-4

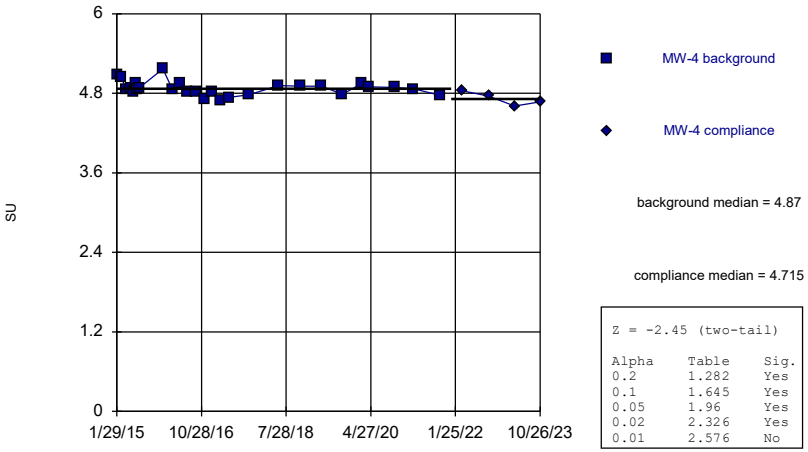

Constituent: pH Analysis Run 5/3/2024 11:22 AM View: Mann-Whitney
Plant Daniel Data: Plant Daniel Gypsum CCR

Sanitas™ v.10.0.16 . UG

Mann-Whitney (Wilcoxon Rank Sum)

MW-5

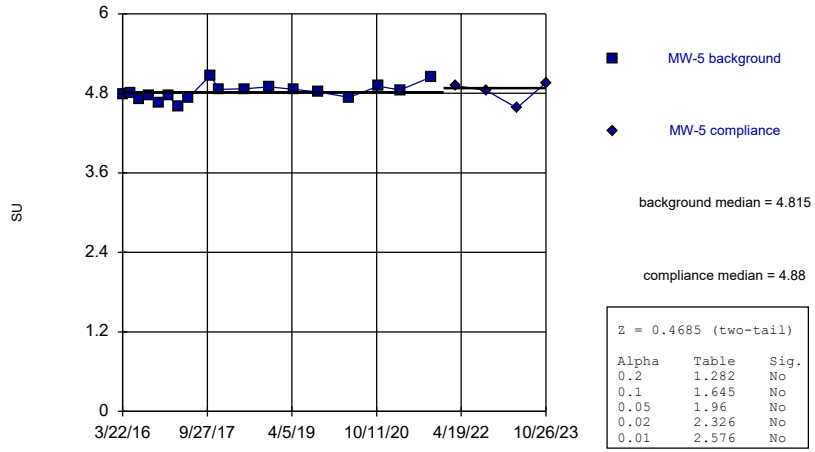

Constituent: pH Analysis Run 5/3/2024 11:22 AM View: Mann-Whitney
Plant Daniel Data: Plant Daniel Gypsum CCR

Sanitas™ v.10.0.16 . UG

Mann-Whitney (Wilcoxon Rank Sum)

MW-6

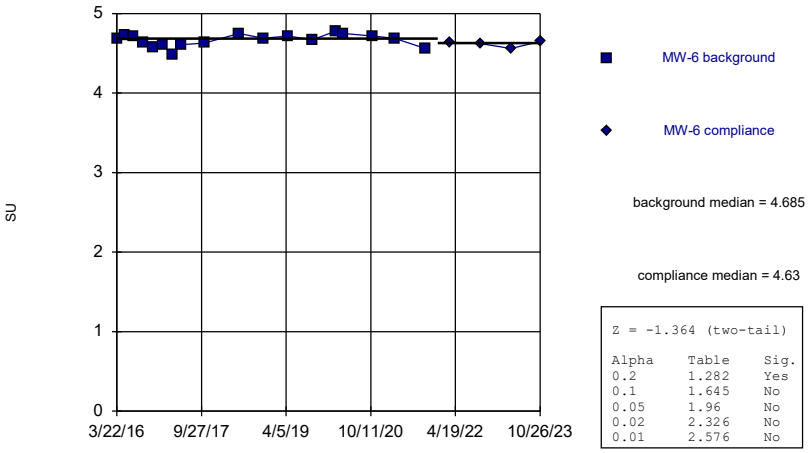

Constituent: pH Analysis Run 5/3/2024 11:22 AM View: Mann-Whitney
Plant Daniel Data: Plant Daniel Gypsum CCR

Sanitas™ v.10.0.16 . UG

Mann-Whitney (Wilcoxon Rank Sum)

MW-7

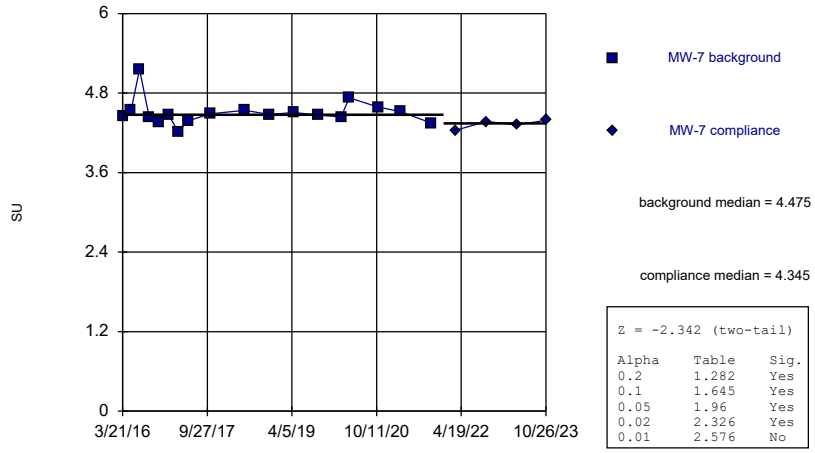

Constituent: pH Analysis Run 5/3/2024 11:22 AM View: Mann-Whitney
Plant Daniel Data: Plant Daniel Gypsum CCR

Sanitas™ v.10.0.16 . UG

Mann-Whitney (Wilcoxon Rank Sum)

MW-8

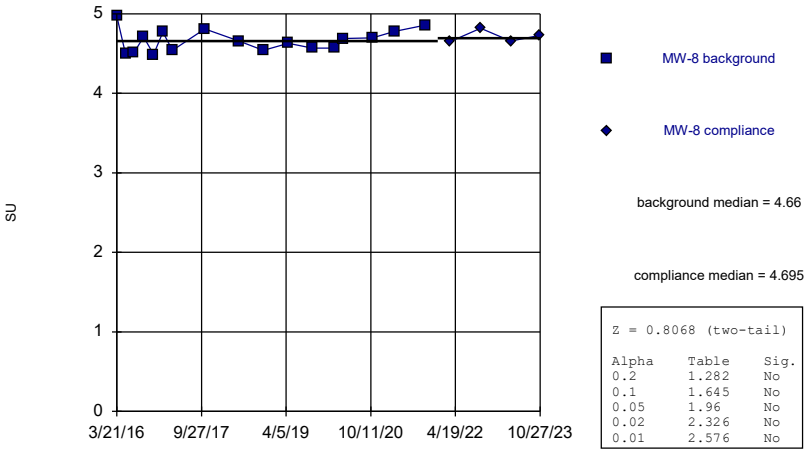

Constituent: pH Analysis Run 5/3/2024 11:22 AM View: Mann-Whitney
Plant Daniel Data: Plant Daniel Gypsum CCR

Sanitas™ v.10.0.16 . UG

Mann-Whitney (Wilcoxon Rank Sum)

MW-9

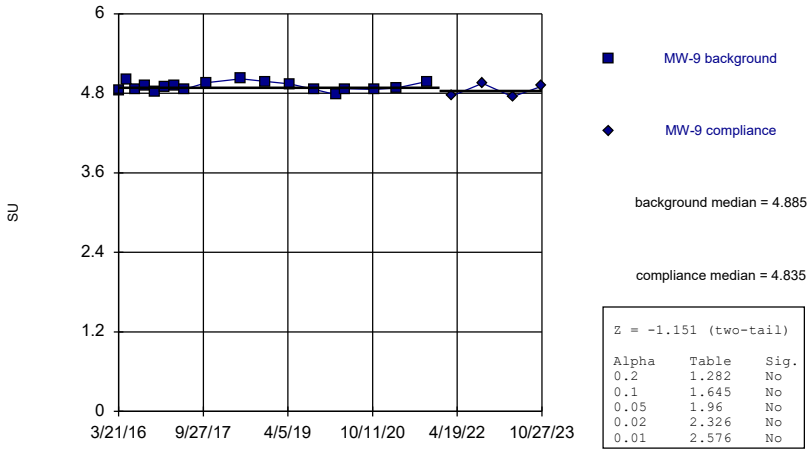

Constituent: pH Analysis Run 5/3/2024 11:22 AM View: Mann-Whitney
Plant Daniel Data: Plant Daniel Gypsum CCR

Sanitas™ v.10.0.16 . UG
Hollow symbols indicate censored values.

Mann-Whitney (Wilcoxon Rank Sum)

MW-1 (bg)

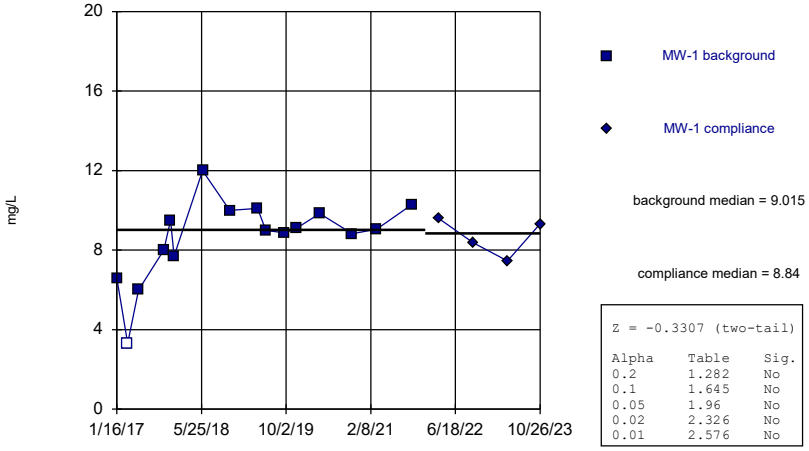

Constituent: Sulfate Analysis Run 5/3/2024 11:22 AM View: Mann-Whitney
Plant Daniel Data: Plant Daniel Gypsum CCR

Sanitas™ v.10.0.16 . UG
Hollow symbols indicate censored values.

Mann-Whitney (Wilcoxon Rank Sum)

MW-10 (bg)

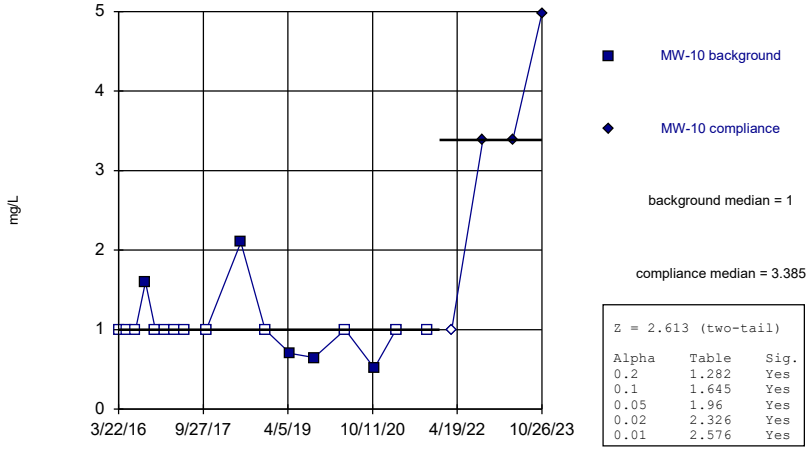

Constituent: Sulfate Analysis Run 5/3/2024 11:22 AM View: Mann-Whitney
Plant Daniel Data: Plant Daniel Gypsum CCR

Sanitas™ v.10.0.16 . UG
Hollow symbols indicate censored values.

Mann-Whitney (Wilcoxon Rank Sum)

MW-2 (bg)

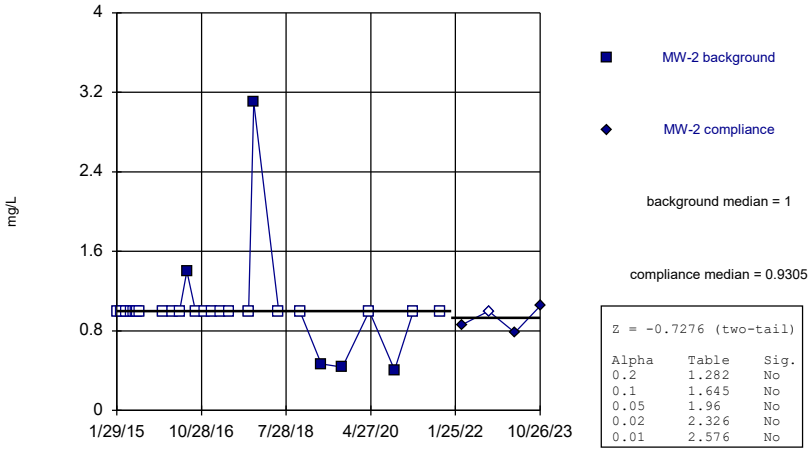

Z = -0.7276 (two-tail)

Alpha	Table	Sig.
0.2	1.282	No
0.1	1.645	No
0.05	1.96	No
0.02	2.326	No
0.01	2.576	No

Constituent: Sulfate Analysis Run 5/3/2024 11:22 AM View: Mann-Whitney
Plant Daniel Data: Plant Daniel Gypsum CCR

Sanitas™ v.10.0.16 . UG
Hollow symbols indicate censored values.

Mann-Whitney (Wilcoxon Rank Sum)

MW-3

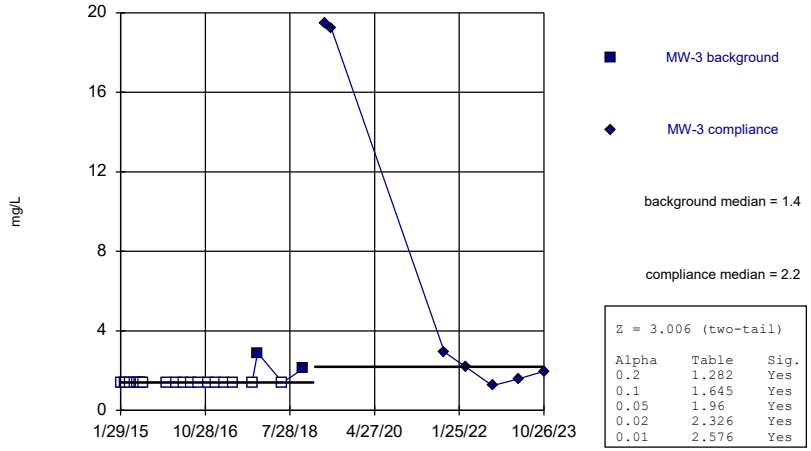

Z = 3.006 (two-tail)

Alpha	Table	Sig.
0.2	1.282	Yes
0.1	1.645	Yes
0.05	1.96	Yes
0.02	2.326	Yes
0.01	2.576	Yes

Constituent: Sulfate Analysis Run 5/3/2024 11:22 AM View: Mann-Whitney
Plant Daniel Data: Plant Daniel Gypsum CCR

Sanitas™ v.10.0.16 . UG
Hollow symbols indicate censored values.

Mann-Whitney (Wilcoxon Rank Sum)

MW-4

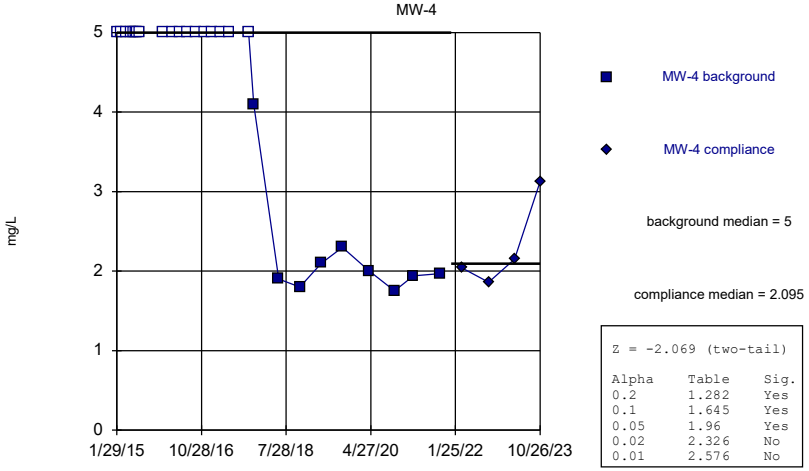

Z = -2.069 (two-tail)

Alpha	Table	Sig.
0.2	1.282	Yes
0.1	1.645	Yes
0.05	1.96	Yes
0.02	2.326	No
0.01	2.576	No

Constituent: Sulfate Analysis Run 5/3/2024 11:22 AM View: Mann-Whitney
Plant Daniel Data: Plant Daniel Gypsum CCR

Sanitas™ v.10.0.16 . UG
Hollow symbols indicate censored values.

Mann-Whitney (Wilcoxon Rank Sum)

MW-5

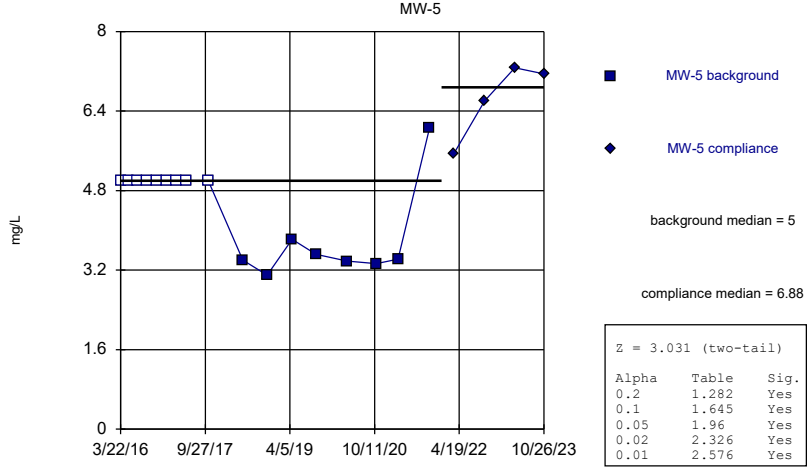

Z = 3.031 (two-tail)

Alpha	Table	Sig.
0.2	1.282	Yes
0.1	1.645	Yes
0.05	1.96	Yes
0.02	2.326	Yes
0.01	2.576	Yes

Constituent: Sulfate Analysis Run 5/3/2024 11:22 AM View: Mann-Whitney
Plant Daniel Data: Plant Daniel Gypsum CCR

Sanitas™ v.10.0.16 . UG
Hollow symbols indicate censored values.

Mann-Whitney (Wilcoxon Rank Sum)

MW-6

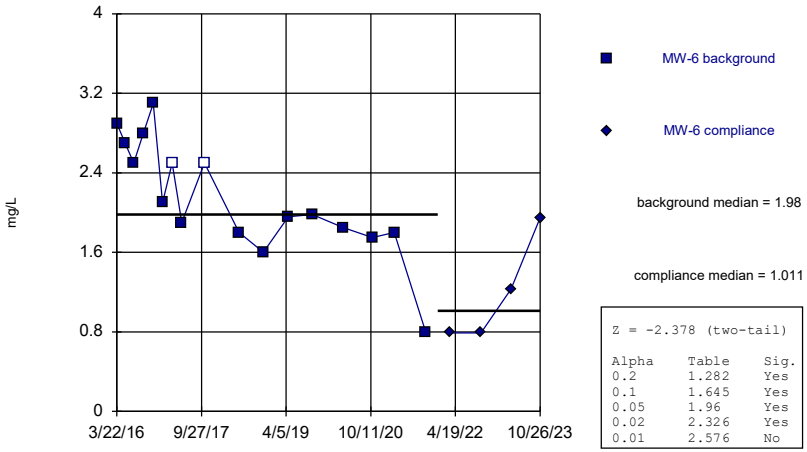

Z = -2.378 (two-tail)

Alpha	Table	Sig.
0.2	1.282	Yes
0.1	1.645	Yes
0.05	1.96	Yes
0.02	2.326	Yes
0.01	2.576	No

Constituent: Sulfate Analysis Run 5/3/2024 11:22 AM View: Mann-Whitney
Plant Daniel Data: Plant Daniel Gypsum CCR

Sanitas™ v.10.0.16 . UG
Hollow symbols indicate censored values.

Mann-Whitney (Wilcoxon Rank Sum)

MW-7

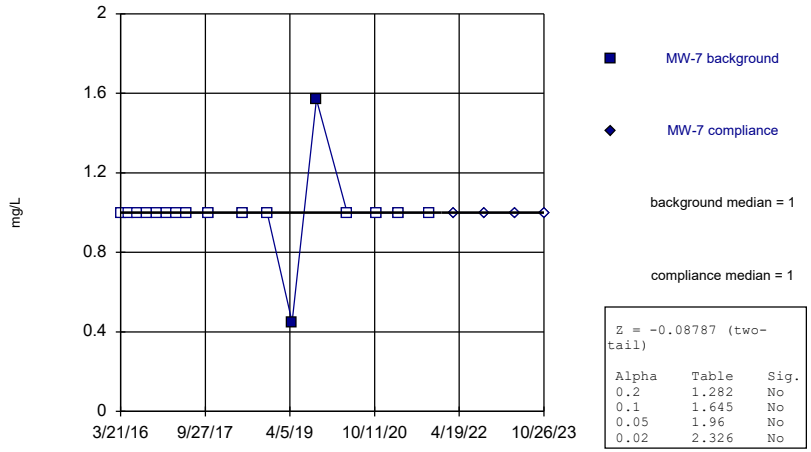

Z = -0.08787 (two-tail)

Alpha	Table	Sig.
0.2	1.282	No
0.1	1.645	No
0.05	1.96	No
0.02	2.326	No

Constituent: Sulfate Analysis Run 5/3/2024 11:22 AM View: Mann-Whitney
Plant Daniel Data: Plant Daniel Gypsum CCR

Sanitas™ v.10.0.16 . UG
Hollow symbols indicate censored values.

Mann-Whitney (Wilcoxon Rank Sum)

MW-8

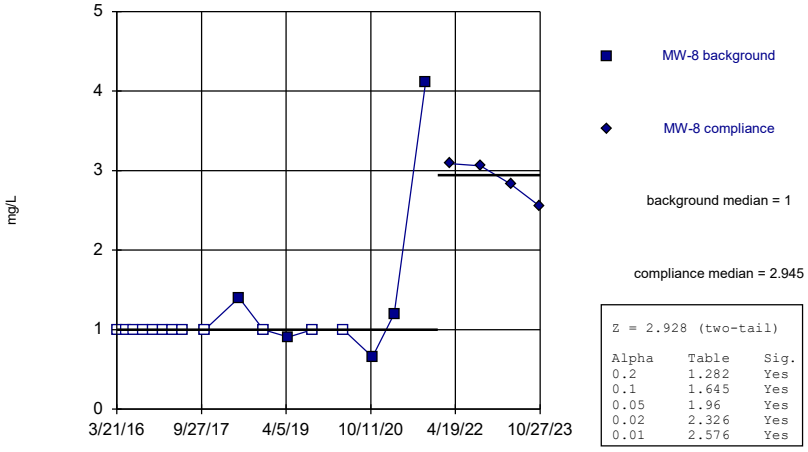

Z = 2.928 (two-tail)

Alpha	Table	Sig.
0.2	1.282	Yes
0.1	1.645	Yes
0.05	1.96	Yes
0.02	2.326	Yes
0.01	2.576	Yes

Constituent: Sulfate Analysis Run 5/3/2024 11:22 AM View: Mann-Whitney
Plant Daniel Data: Plant Daniel Gypsum CCR

Sanitas™ v.10.0.16 . UG
Hollow symbols indicate censored values.

Mann-Whitney (Wilcoxon Rank Sum)

MW-9

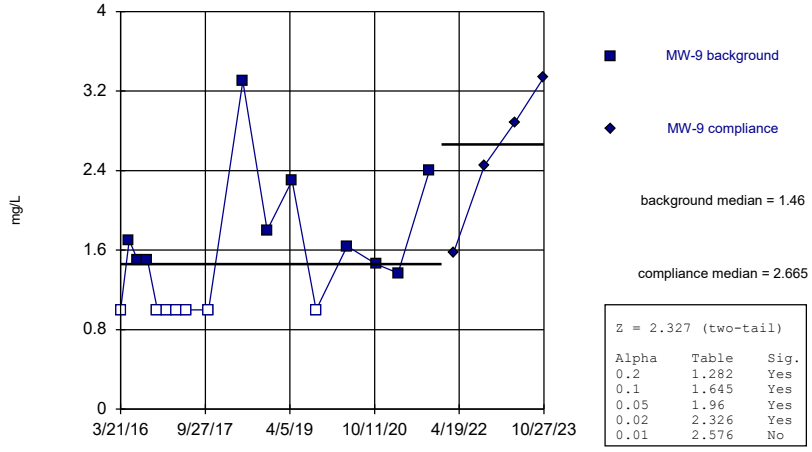

Z = 2.327 (two-tail)

Alpha	Table	Sig.
0.2	1.282	Yes
0.1	1.645	Yes
0.05	1.96	Yes
0.02	2.326	Yes
0.01	2.576	No

Constituent: Sulfate Analysis Run 5/3/2024 11:22 AM View: Mann-Whitney
Plant Daniel Data: Plant Daniel Gypsum CCR

Sanitas™ v.10.0.16 . UG

Mann-Whitney (Wilcoxon Rank Sum)

MW-1 (bg)

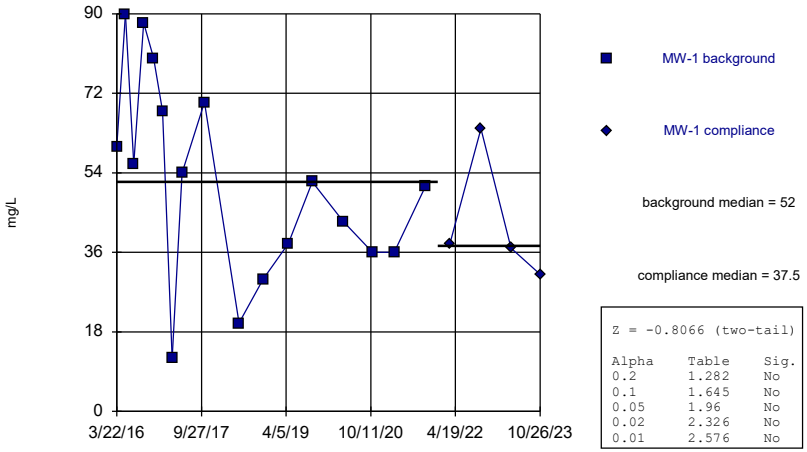

Z = -0.8066 (two-tail)

Alpha	Table	Sig.
0.2	1.282	No
0.1	1.645	No
0.05	1.96	No
0.02	2.326	No
0.01	2.576	No

Constituent: Total Dissolved Solids Analysis Run 5/3/2024 11:22 AM View: Mann-Whitney
Plant Daniel Data: Plant Daniel Gypsum CCR

Sanitas™ v.10.0.16 . UG
Hollow symbols indicate censored values.

Mann-Whitney (Wilcoxon Rank Sum)

MW-10 (bg)

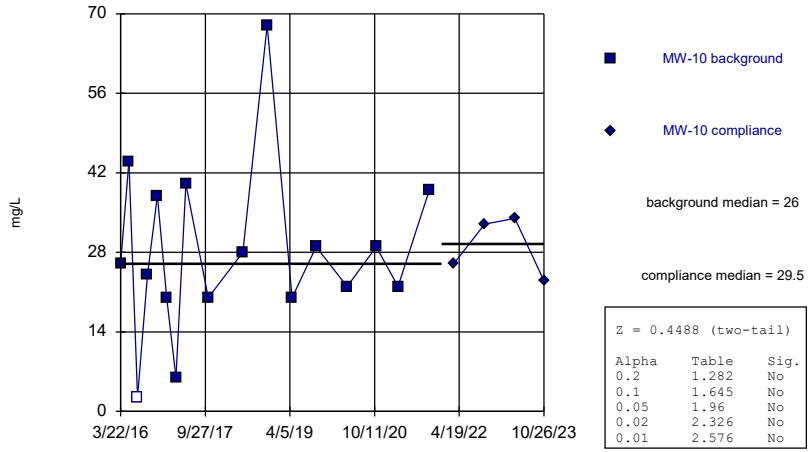

Z = 0.4488 (two-tail)

Alpha	Table	Sig.
0.2	1.282	No
0.1	1.645	No
0.05	1.96	No
0.02	2.326	No
0.01	2.576	No

Constituent: Total Dissolved Solids Analysis Run 5/3/2024 11:22 AM View: Mann-Whitney
Plant Daniel Data: Plant Daniel Gypsum CCR

Sanitas™ v.10.0.16 . UG
Hollow symbols indicate censored values.

Mann-Whitney (Wilcoxon Rank Sum)

MW-2 (bg)

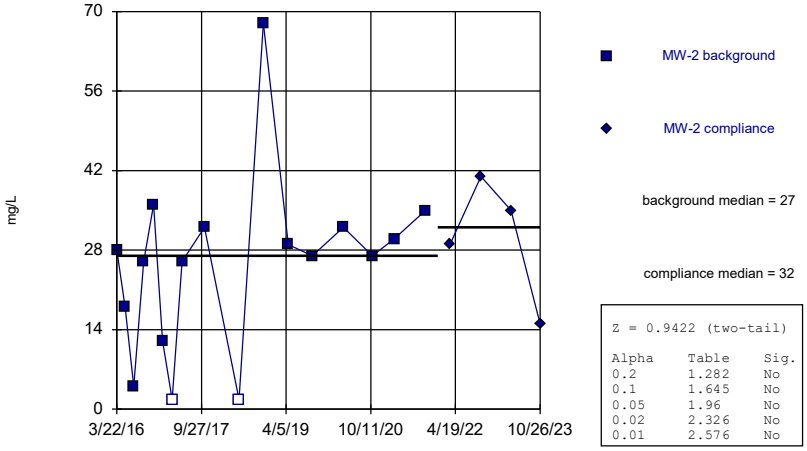

Z = 0.9422 (two-tail)

Alpha	Table	Sig.
0.2	1.282	No
0.1	1.645	No
0.05	1.96	No
0.02	2.326	No
0.01	2.576	No

Constituent: Total Dissolved Solids Analysis Run 5/3/2024 11:23 AM View: Mann-Whitney
Plant Daniel Data: Plant Daniel Gypsum CCR

Sanitas™ v.10.0.16 . UG
Hollow symbols indicate censored values.

Mann-Whitney (Wilcoxon Rank Sum)

MW-3

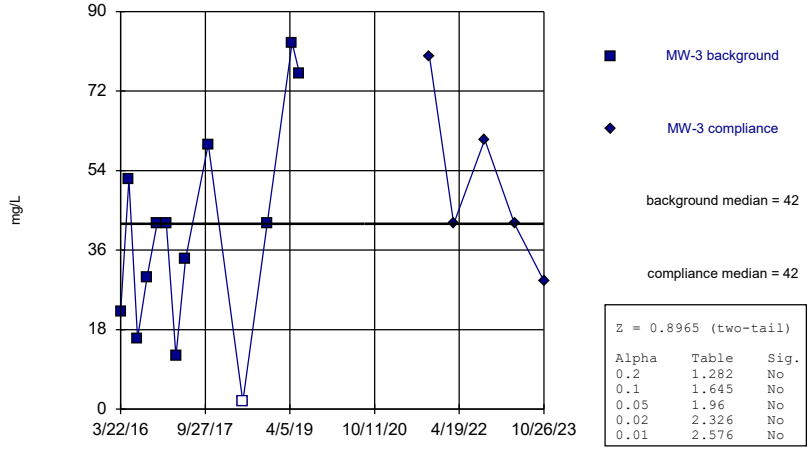

Z = 0.8965 (two-tail)

Alpha	Table	Sig.
0.2	1.282	No
0.1	1.645	No
0.05	1.96	No
0.02	2.326	No
0.01	2.576	No

Constituent: Total Dissolved Solids Analysis Run 5/3/2024 11:23 AM View: Mann-Whitney
Plant Daniel Data: Plant Daniel Gypsum CCR

Sanitas™ v.10.0.16 . UG
Hollow symbols indicate censored values.

Mann-Whitney (Wilcoxon Rank Sum)

MW-4

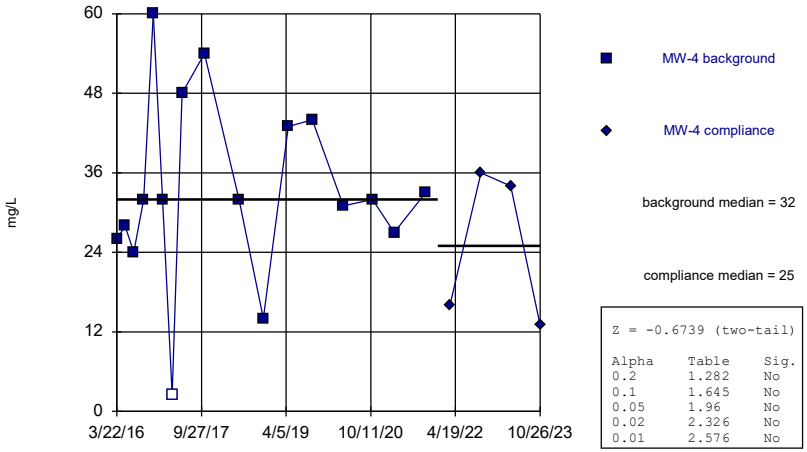

Z = -0.6739 (two-tail)

Alpha	Table	Sig.
0.2	1.282	No
0.1	1.645	No
0.05	1.96	No
0.02	2.326	No
0.01	2.576	No

Constituent: Total Dissolved Solids Analysis Run 5/3/2024 11:23 AM View: Mann-Whitney
Plant Daniel Data: Plant Daniel Gypsum CCR

Sanitas™ v.10.0.16 . UG
Hollow symbols indicate censored values.

Mann-Whitney (Wilcoxon Rank Sum)

MW-5

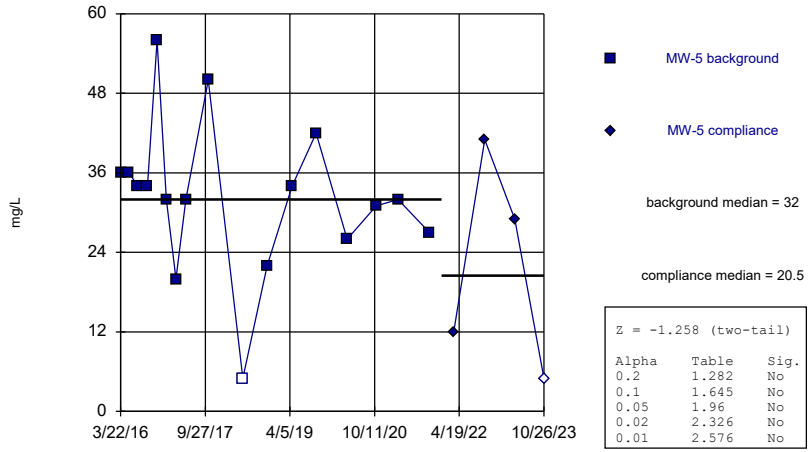

Z = -1.258 (two-tail)

Alpha	Table	Sig.
0.2	1.282	No
0.1	1.645	No
0.05	1.96	No
0.02	2.326	No
0.01	2.576	No

Constituent: Total Dissolved Solids Analysis Run 5/3/2024 11:23 AM View: Mann-Whitney
Plant Daniel Data: Plant Daniel Gypsum CCR

Sanitas™ v.10.0.16 . UG
Hollow symbols indicate censored values.

Mann-Whitney (Wilcoxon Rank Sum)

MW-6

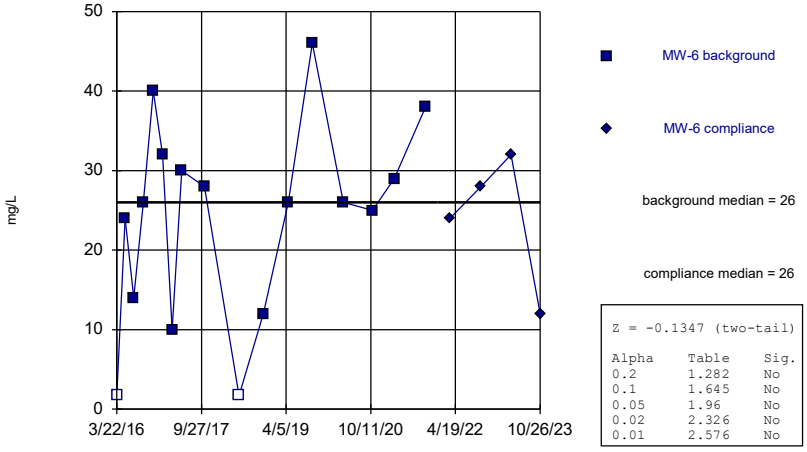

Z = -0.1347 (two-tail)

Alpha	Table	Sig.
0.2	1.282	No
0.1	1.645	No
0.05	1.96	No
0.02	2.326	No
0.01	2.576	No

Constituent: Total Dissolved Solids Analysis Run 5/3/2024 11:23 AM View: Mann-Whitney
Plant Daniel Data: Plant Daniel Gypsum CCR

Sanitas™ v.10.0.16 . UG

Mann-Whitney (Wilcoxon Rank Sum)

MW-7

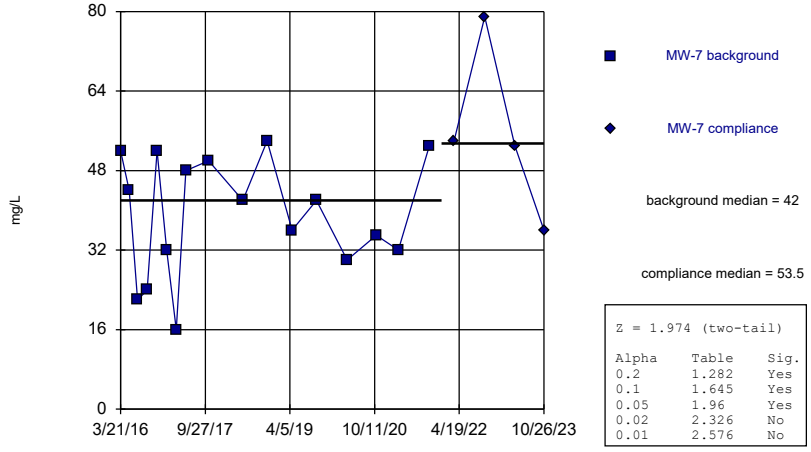

Z = 1.974 (two-tail)

Alpha	Table	Sig.
0.2	1.282	Yes
0.1	1.645	Yes
0.05	1.96	Yes
0.02	2.326	No
0.01	2.576	No

Constituent: Total Dissolved Solids Analysis Run 5/3/2024 11:23 AM View: Mann-Whitney
Plant Daniel Data: Plant Daniel Gypsum CCR

Sanitas™ v.10.0.16 . UG
Hollow symbols indicate censored values.

Mann-Whitney (Wilcoxon Rank Sum)

MW-8

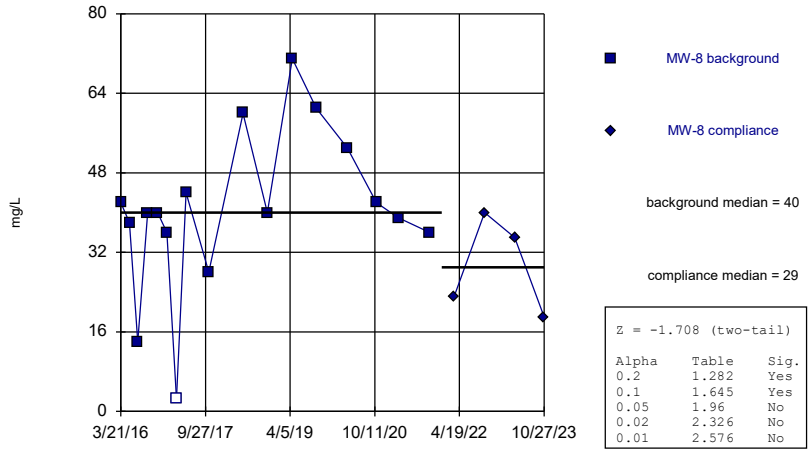

Z = -1.708 (two-tail)

Alpha	Table	Sig.
0.2	1.282	Yes
0.1	1.645	Yes
0.05	1.96	No
0.02	2.326	No
0.01	2.576	No

Constituent: Total Dissolved Solids Analysis Run 5/3/2024 11:23 AM View: Mann-Whitney
Plant Daniel Data: Plant Daniel Gypsum CCR

Sanitas™ v.10.0.16 . UG
Hollow symbols indicate censored values.

Mann-Whitney (Wilcoxon Rank Sum)

MW-9

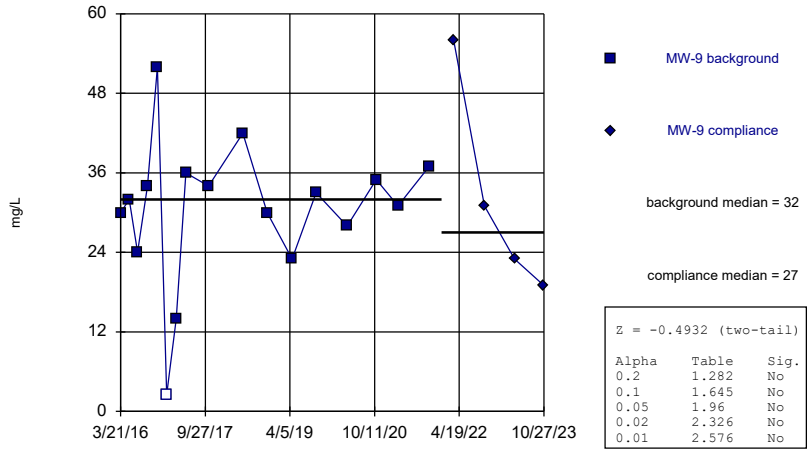

Z = -0.4932 (two-tail)

Alpha	Table	Sig.
0.2	1.282	No
0.1	1.645	No
0.05	1.96	No
0.02	2.326	No
0.01	2.576	No

Constituent: Total Dissolved Solids Analysis Run 5/3/2024 11:23 AM View: Mann-Whitney
Plant Daniel Data: Plant Daniel Gypsum CCR

Mann-Whitney (Wilcoxon Rank Sum)

Constituent: Boron (mg/L) Analysis Run 5/3/2024 11:24 AM View: Mann-Whitney

Plant Daniel Data: Plant Daniel Gypsum CCR

	MW-1	MW-1
3/22/2016	<0.08	
5/17/2016	<0.08	
7/12/2016	<0.08	
9/13/2016	0.055	
11/17/2016	<0.08	
1/16/2017	<0.08	
3/20/2017	<0.08	
5/23/2017	0.027 (J)	
10/18/2017	<0.08	
6/2/2018	<0.08	
11/8/2018	<0.08	
4/19/2019	<0.08	
9/25/2019	<0.08	
4/15/2020	<0.08	
10/23/2020	<0.08	
3/15/2021	<0.08	
10/6/2021	0.0603 (J)	
3/14/2022		<0.08
10/3/2022		<0.08
4/18/2023		0.0647 (J)
10/26/2023		0.11

ND substitution: RL or RL/2 if <15% NDs.

Mann-Whitney (Wilcoxon Rank Sum)

Constituent: Boron (mg/L) Analysis Run 5/3/2024 11:24 AM View: Mann-Whitney

Plant Daniel Data: Plant Daniel Gypsum CCR

	MW-10	MW-10
3/22/2016	<0.08	
5/16/2016	<0.08	
7/12/2016	<0.08	
9/13/2016	<0.08	
11/17/2016	<0.08	
1/17/2017	<0.08	
3/20/2017	<0.08	
5/23/2017	0.027 (J)	
10/18/2017	0.022 (J)	
6/1/2018	0.022 (J)	
11/8/2018	<0.08	
4/19/2019	<0.08	
9/25/2019	0.046 (J)	
4/15/2020	<0.08	
10/23/2020	<0.08	
3/15/2021	<0.08	
10/6/2021	<0.08	
3/14/2022		<0.08
10/3/2022		<0.08
4/18/2023		0.0299 (J)
10/26/2023		0.0372 (J)

ND substitution: RL or RL/2 if <15% NDs.

Mann-Whitney (Wilcoxon Rank Sum)

Constituent: Boron (mg/L) Analysis Run 5/3/2024 11:24 AM View: Mann-Whitney

Plant Daniel Data: Plant Daniel Gypsum CCR

	MW-2	MW-2
3/22/2016	<0.08	
5/16/2016	<0.08	
7/11/2016	<0.08	
9/13/2016	0.03 (J)	
11/17/2016	<0.08	
1/16/2017	<0.08	
3/20/2017	<0.08	
5/23/2017	<0.08	
10/18/2017	<0.08	
6/2/2018	<0.08	
11/8/2018	<0.08	
4/19/2019	<0.08	
9/25/2019	<0.08	
4/15/2020	<0.08	
10/23/2020	0.0654 (J)	
3/15/2021	<0.08	
10/6/2021	0.0634 (J)	
3/14/2022		<0.08
10/3/2022		0.0788 (J)
4/18/2023		0.0472 (J)
10/26/2023		0.0521 (J)

ND substitution: RL or RL/2 if <15% NDs.

Mann-Whitney (Wilcoxon Rank Sum)

Constituent: Boron (mg/L) Analysis Run 5/3/2024 11:24 AM View: Mann-Whitney

Plant Daniel Data: Plant Daniel Gypsum CCR

	MW-3	MW-3
3/22/2016	<0.08	
5/16/2016	<0.08	
7/11/2016	<0.08	
9/12/2016	<0.08	
11/16/2016	<0.08	
1/16/2017	<0.08	
3/20/2017	<0.08	
5/22/2017	<0.08	
10/17/2017	<0.08	
6/2/2018	<0.08	
11/7/2018	<0.08	
4/19/2019	<0.08	
9/25/2019	0.0677	
11/29/2019	0.123	
4/14/2020	0.102	
10/23/2020	0.137	
3/15/2021	0.15	
10/6/2021	0.0481 (J)	
3/14/2022		<0.08
10/3/2022		<0.08
4/17/2023		0.046 (J)
10/26/2023		0.0424 (J)

ND substitution: RL or RL/2 if <15% NDs.

Mann-Whitney (Wilcoxon Rank Sum)

Constituent: Boron (mg/L) Analysis Run 5/3/2024 11:24 AM View: Mann-Whitney

Plant Daniel Data: Plant Daniel Gypsum CCR

	MW-4	MW-4
3/22/2016	<0.08	
5/16/2016	<0.08	
7/12/2016	<0.08	
9/13/2016	<0.08	
11/16/2016	<0.08	
1/16/2017	<0.08	
3/20/2017	<0.08	
5/23/2017	<0.08	
10/18/2017	<0.08	
6/2/2018	<0.08	
11/8/2018	<0.08	
4/19/2019	<0.08	
9/25/2019	<0.08	
4/15/2020	<0.08	
10/23/2020	<0.08	
3/15/2021	<0.08	
10/6/2021	<0.08	
3/14/2022		<0.08
10/4/2022		<0.08
4/17/2023		0.0342 (J)
10/26/2023		0.0285 (J)

ND substitution: RL or RL/2 if <15% NDs.

Mann-Whitney (Wilcoxon Rank Sum)

Constituent: Boron (mg/L) Analysis Run 5/3/2024 11:24 AM View: Mann-Whitney

Plant Daniel Data: Plant Daniel Gypsum CCR

	MW-5	MW-5
3/22/2016	<0.08	
5/17/2016	<0.08	
7/12/2016	<0.08	
9/13/2016	<0.08	
11/16/2016	<0.08	
1/16/2017	<0.08	
3/20/2017	<0.08	
5/23/2017	<0.08	
10/18/2017	<0.08	
6/2/2018	<0.08	
11/8/2018	<0.08	
4/19/2019	<0.08	
9/25/2019	<0.08	
4/15/2020	<0.08	
10/23/2020	<0.08	
3/15/2021	<0.08	
10/6/2021	<0.08	
3/15/2022		<0.08
10/4/2022		<0.08
4/18/2023		0.0362 (J)
10/26/2023		<0.08

ND substitution: RL or RL/2 if <15% NDs.

Mann-Whitney (Wilcoxon Rank Sum)

Constituent: Boron (mg/L) Analysis Run 5/3/2024 11:24 AM View: Mann-Whitney

Plant Daniel Data: Plant Daniel Gypsum CCR

	MW-6	MW-6
3/22/2016	<0.08	
5/16/2016	<0.08	
7/11/2016	<0.08	
9/12/2016	<0.08	
11/16/2016	<0.08	
1/16/2017	<0.08	
3/20/2017	<0.08	
5/22/2017	<0.08	
10/18/2017	<0.08	
6/2/2018	<0.08	
11/8/2018	<0.08	
4/19/2019	<0.08	
9/25/2019	<0.08	
4/14/2020	<0.08	
10/23/2020	<0.08	
3/15/2021	<0.08	
10/6/2021	<0.08	
3/15/2022		<0.08
10/4/2022		<0.08
4/18/2023		0.0289 (J)
10/26/2023		<0.08

ND substitution: RL or RL/2 if <15% NDs.

Mann-Whitney (Wilcoxon Rank Sum)

Constituent: Boron (mg/L) Analysis Run 5/3/2024 11:24 AM View: Mann-Whitney

Plant Daniel Data: Plant Daniel Gypsum CCR

	MW-7	MW-7
3/21/2016	<0.08	
5/16/2016	<0.08	
7/11/2016	<0.08	
9/12/2016	<0.08	
11/16/2016	<0.08	
1/16/2017	<0.08	
3/20/2017	<0.08	
5/22/2017	<0.08	
10/18/2017	<0.08	
6/1/2018	<0.08	
11/7/2018	<0.08	
4/19/2019	<0.08	
9/25/2019	0.063	
11/29/2019	0.0432 (J)	
4/14/2020	<0.08	
10/22/2020	<0.08	
3/15/2021	<0.08	
10/6/2021	<0.08	
3/15/2022		<0.08
10/3/2022		<0.08
4/18/2023		<0.08
10/26/2023		<0.08

ND substitution: RL or RL/2 if <15% NDs.

Mann-Whitney (Wilcoxon Rank Sum)

Constituent: Boron (mg/L) Analysis Run 5/3/2024 11:24 AM View: Mann-Whitney

Plant Daniel Data: Plant Daniel Gypsum CCR

	MW-8	MW-8
3/21/2016	<0.08	
5/17/2016	<0.08	
7/11/2016	<0.08	
9/13/2016	<0.08	
11/17/2016	<0.08	
1/17/2017	<0.08	
3/20/2017	<0.08	
5/23/2017	<0.08	
10/18/2017	<0.08	
6/1/2018	<0.08	
11/7/2018	<0.08	
4/19/2019	<0.08	
9/25/2019	0.0484 (J)	
4/15/2020	<0.08	
10/22/2020	<0.08	
3/15/2021	<0.08	
10/6/2021	<0.08	
3/14/2022		<0.08
10/3/2022		<0.08
4/18/2023		<0.08
10/27/2023		<0.08

ND substitution: RL or RL/2 if <15% NDs.

Mann-Whitney (Wilcoxon Rank Sum)

Constituent: Boron (mg/L) Analysis Run 5/3/2024 11:24 AM View: Mann-Whitney

Plant Daniel Data: Plant Daniel Gypsum CCR

	MW-9	MW-9
3/21/2016	<0.08	
5/16/2016	<0.08	
7/11/2016	<0.08	
9/13/2016	<0.08	
11/17/2016	<0.08	
1/17/2017	<0.08	
3/20/2017	<0.08	
5/23/2017	0.023 (J)	
10/18/2017	<0.08	
6/1/2018	<0.08	
11/8/2018	<0.08	
4/19/2019	<0.08	
9/25/2019	0.0455 (J)	
4/15/2020	<0.08	
10/22/2020	<0.08	
3/15/2021	<0.08	
10/6/2021	<0.08	
3/14/2022		<0.08
10/3/2022		<0.08
4/18/2023		0.024 (J)
10/27/2023		0.0251 (J)

ND substitution: RL or RL/2 if <15% NDs.

Mann-Whitney (Wilcoxon Rank Sum)

Constituent: Calcium (mg/L) Analysis Run 5/3/2024 11:24 AM View: Mann-Whitney

Plant Daniel Data: Plant Daniel Gypsum CCR

	MW-1	MW-1
3/22/2016	6.6	
5/17/2016	7.4	
7/12/2016	5	
9/13/2016	5.5	
11/17/2016	4.8	
1/16/2017	5	
3/20/2017	5.3	
5/23/2017	5	
10/18/2017	7.6	
6/2/2018	4.5	
11/8/2018	4.1	
4/19/2019	3.26	
9/25/2019	3.68	
2/22/2020	3.21	
4/15/2020	3.25	
10/23/2020	3.06	
3/15/2021	3.04	
10/6/2021	2.49	
3/14/2022		2.65
10/3/2022		2.37
4/18/2023		3.03
10/26/2023		2.49

Mann-Whitney (Wilcoxon Rank Sum)

Constituent: Calcium (mg/L) Analysis Run 5/3/2024 11:24 AM View: Mann-Whitney

Plant Daniel Data: Plant Daniel Gypsum CCR

	MW-10	MW-10
3/22/2016	2.7 (o)	
5/16/2016	2.9 (o)	
7/12/2016	0.89	
9/13/2016	0.74	
11/17/2016	0.69	
1/17/2017	1.2	
3/20/2017	0.66	
5/23/2017	0.61	
10/18/2017	0.55	
6/1/2018	0.7	
11/8/2018	0.59	
4/19/2019	1.03	
9/25/2019	0.625	
2/21/2020	1.01	
4/15/2020	0.69	
10/23/2020	0.856	
3/15/2021	0.935	
10/6/2021	1.16	
3/14/2022		0.857
10/3/2022		0.415 (J)
4/18/2023		0.853
10/26/2023		0.491 (J)

Mann-Whitney (Wilcoxon Rank Sum)

Constituent: Calcium (mg/L) Analysis Run 5/3/2024 11:24 AM View: Mann-Whitney

Plant Daniel Data: Plant Daniel Gypsum CCR

	MW-2	MW-2
3/22/2016	0.87	
5/16/2016	0.79	
7/11/2016	0.67	
9/13/2016	0.62	
11/17/2016	0.78	
1/16/2017	0.85	
3/20/2017	0.96	
5/23/2017	0.94	
10/18/2017	1.3	
12/19/2017	1 (RS)	
6/2/2018	0.81	
11/8/2018	0.95	
4/19/2019	0.942	
9/25/2019	0.935	
2/21/2020	0.931	
4/15/2020	1.1	
10/23/2020	1.11	
3/15/2021	1.11	
10/6/2021	1.04	
3/14/2022		0.982
10/3/2022		0.969
4/18/2023		0.98
10/26/2023		1.02

Mann-Whitney (Wilcoxon Rank Sum)

Constituent: Calcium (mg/L) Analysis Run 5/3/2024 11:24 AM View: Mann-Whitney

Plant Daniel Data: Plant Daniel Gypsum CCR

	MW-3	MW-3
3/22/2016	1.2	
5/16/2016	0.92	
7/11/2016	0.78	
9/12/2016	0.94	
11/16/2016	0.81	
1/16/2017	1	
3/20/2017	0.92	
5/22/2017	0.91	
10/17/2017	1.3	
6/2/2018	1.2	
11/7/2018	1.5	
4/19/2019		6.3
6/7/2019		6.91
9/25/2019	20.2 (o)	
11/29/2019	35.8 (o)	
2/22/2020	48.2 (o)	
4/14/2020	64 (o)	
10/23/2020	52 (o)	
3/15/2021	44.7 (o)	
10/6/2021		4.54
3/14/2022		2.87
10/3/2022		2.19
4/17/2023		1.66
10/26/2023		1.84

Mann-Whitney (Wilcoxon Rank Sum)

Constituent: Calcium (mg/L) Analysis Run 5/3/2024 11:24 AM View: Mann-Whitney

Plant Daniel Data: Plant Daniel Gypsum CCR

	MW-4	MW-4
3/22/2016	1.6	
5/16/2016	1.9	
7/12/2016	1.5	
9/13/2016	1.4	
11/16/2016	1.5	
1/16/2017	1.6	
3/20/2017	1.7	
5/23/2017	1.8	
10/18/2017	2.1	
6/2/2018	2	
11/8/2018	2.2	
4/19/2019	1.88	
9/25/2019	2.18	
2/22/2020	1.94	
4/15/2020	1.96	
10/23/2020	1.82	
3/15/2021	1.84	
10/6/2021	1.22	
3/14/2022		0.873
10/4/2022		0.755
4/17/2023		0.894
10/26/2023		1.13

Mann-Whitney (Wilcoxon Rank Sum)

Constituent: Calcium (mg/L) Analysis Run 5/3/2024 11:24 AM View: Mann-Whitney

Plant Daniel Data: Plant Daniel Gypsum CCR

	MW-5	MW-5
3/22/2016	2.1	
5/17/2016	1.6	
7/12/2016	2.1	
9/13/2016	2	
11/16/2016	2.3	
1/16/2017	2	
3/20/2017	2.1	
5/23/2017	1.9	
10/18/2017	2.3	
6/2/2018	1.8	
11/8/2018	1.9	
4/19/2019	1.7	
9/25/2019	1.85	
2/22/2020	1.87	
4/15/2020	1.97	
10/23/2020	1.75	
3/15/2021	1.79	
10/6/2021	1.34	
3/15/2022		1.7
10/4/2022		1.78
4/18/2023		2.34
10/26/2023		1.91

Mann-Whitney (Wilcoxon Rank Sum)

Constituent: Calcium (mg/L) Analysis Run 5/3/2024 11:24 AM View: Mann-Whitney

Plant Daniel Data: Plant Daniel Gypsum CCR

	MW-6	MW-6
3/22/2016	1.4	
5/16/2016	1.3	
7/11/2016	1.3	
9/12/2016	1.1	
11/16/2016	1.6	
1/16/2017	1.2	
3/20/2017	1.2	
5/22/2017	1.1	
10/18/2017	1.1	
6/2/2018	1.1	
11/8/2018	1.1	
4/19/2019	0.998	
9/25/2019	1.09	
2/22/2020	1.09	
4/14/2020	1.2	
10/23/2020	1.17	
3/15/2021	1.4	
10/6/2021	1.5	
3/15/2022		1.22
10/4/2022		0.804
4/18/2023		0.649
10/26/2023		0.754

Mann-Whitney (Wilcoxon Rank Sum)

Constituent: Calcium (mg/L) Analysis Run 5/3/2024 11:24 AM View: Mann-Whitney

Plant Daniel Data: Plant Daniel Gypsum CCR

	MW-7	MW-7
3/21/2016	1.9	
5/16/2016	2	
7/11/2016	1.9	
9/12/2016	1.8	
11/16/2016	1.8	
1/16/2017	1.8	
3/20/2017	1.9	
5/22/2017	1.9	
10/18/2017	1.9	
6/1/2018	1.6	
11/7/2018	1.6	
4/19/2019	1.34	
9/25/2019	1.25	
2/21/2020	1.07	
4/14/2020	1.23	
10/22/2020	0.93	
3/15/2021	1.23	
10/6/2021	2.38	
3/15/2022		3.45
10/3/2022		2.28
4/18/2023		2.68
10/26/2023		2.53

Mann-Whitney (Wilcoxon Rank Sum)

Constituent: Calcium (mg/L) Analysis Run 5/3/2024 11:24 AM View: Mann-Whitney

Plant Daniel Data: Plant Daniel Gypsum CCR

	MW-8	MW-8
3/21/2016	2.9	
5/17/2016	1.8	
7/11/2016	1.7	
9/13/2016	2.5	
11/17/2016	1.6	
1/17/2017	2.3	
3/20/2017	1.9	
5/23/2017	1.9	
10/18/2017	2.3	
6/1/2018	2	
11/7/2018	2.8	
4/19/2019	2.99	
9/25/2019	3.51	
11/29/2019	3.1	
2/21/2020	2.83	
4/15/2020	2.94	
10/22/2020	2.01	
3/15/2021	2.26	
10/6/2021	2.11	
3/14/2022		2.46
10/3/2022		1.66
4/18/2023		1.81
10/27/2023		1.55

Mann-Whitney (Wilcoxon Rank Sum)

Constituent: Calcium (mg/L) Analysis Run 5/3/2024 11:24 AM View: Mann-Whitney

Plant Daniel Data: Plant Daniel Gypsum CCR

	MW-9	MW-9
3/21/2016	0.94	
5/16/2016	0.85	
7/11/2016	0.82	
9/13/2016	0.94	
11/17/2016	0.85	
1/17/2017	0.83	
3/20/2017	0.84	
5/23/2017	0.96	
10/18/2017	1.2	
12/19/2017	1.1 (RS)	
6/1/2018	0.98	
11/8/2018	0.93	
4/19/2019	1	
9/25/2019	1.06	
2/21/2020	0.966	
4/15/2020	1.22	
10/22/2020	0.988	
3/15/2021	1.26	
10/6/2021	0.748	
3/14/2022		0.609
10/3/2022		0.581
4/18/2023		0.757
10/27/2023		0.965

Mann-Whitney (Wilcoxon Rank Sum)

Constituent: Chloride (mg/L) Analysis Run 5/3/2024 11:24 AM View: Mann-Whitney

Plant Daniel Data: Plant Daniel Gypsum CCR

	MW-1	MW-1
3/22/2016	11	
5/17/2016	10	
7/12/2016	9	
9/13/2016	8.9	
11/17/2016	7.9	
1/16/2017	7.8	
3/20/2017	8.3	
5/23/2017	6.9	
10/18/2017	6.6	
6/2/2018	2.9	
11/8/2018	3	
4/19/2019	2.65	
9/25/2019	2.93	
4/15/2020	2.61	
10/23/2020	2.53	
3/15/2021	1.93	
10/6/2021	2.22	
3/14/2022		3.24
10/3/2022		3.41
4/18/2023		4.07
10/26/2023		3.82

Mann-Whitney (Wilcoxon Rank Sum)

Constituent: Chloride (mg/L) Analysis Run 5/3/2024 11:24 AM View: Mann-Whitney

Plant Daniel Data: Plant Daniel Gypsum CCR

	MW-10	MW-10
3/22/2016	5.2	
5/16/2016	5.5	
7/12/2016	6.2	
9/13/2016	5	
11/17/2016	<6.3	
1/17/2017	5.3	
3/20/2017	5.6	
5/23/2017	5.5	
10/18/2017	4	
6/1/2018	4	
11/8/2018	4.6	
4/19/2019	4.41	
9/25/2019	4.69	
4/15/2020	5.24	
10/23/2020	5.9	
3/15/2021	6.57	
10/6/2021	8.86	
3/14/2022		7.95
10/3/2022		4.7
4/18/2023		3.91
10/26/2023		5.14

ND substitution: RL or RL/2 if <15% NDs.

Mann-Whitney (Wilcoxon Rank Sum)

Constituent: Chloride (mg/L) Analysis Run 5/3/2024 11:24 AM View: Mann-Whitney

Plant Daniel Data: Plant Daniel Gypsum CCR

	MW-2	MW-2
3/22/2016	7.6	
5/16/2016	7.2	
7/11/2016	6.4	
9/13/2016	6.8	
11/17/2016	7.9	
1/16/2017	7.9	
3/20/2017	8.7	
5/23/2017	8.3	
10/18/2017	8.6	
6/2/2018	6.8	
11/8/2018	8.4	
4/19/2019	8.38	
9/25/2019	8.26	
4/15/2020	8.84	
10/23/2020	9.06	
3/15/2021	8.99	
10/6/2021	10.4	
3/14/2022		9.54
10/3/2022		9.85
4/18/2023		8.09
10/26/2023		8.66

Mann-Whitney (Wilcoxon Rank Sum)

Constituent: Chloride (mg/L) Analysis Run 5/3/2024 11:24 AM View: Mann-Whitney

Plant Daniel Data: Plant Daniel Gypsum CCR

	MW-3	MW-3
3/22/2016	11	
5/16/2016	10	
7/11/2016	11	
9/12/2016	10	
11/16/2016	10	
1/16/2017	9.9	
3/20/2017	11	
5/22/2017	10	
10/17/2017	9.8	
6/2/2018	8.8	
11/7/2018	25 (o)	
4/19/2019	9.34	
9/25/2019	9.57	
4/14/2020	8.55	
10/23/2020	8.62	
3/15/2021	8.83	
10/6/2021	11.1	
3/14/2022		10.4
10/3/2022		12.3
4/17/2023		8.55
10/26/2023		9.28

Mann-Whitney (Wilcoxon Rank Sum)

Constituent: Chloride (mg/L) Analysis Run 5/3/2024 11:24 AM View: Mann-Whitney

Plant Daniel Data: Plant Daniel Gypsum CCR

	MW-4	MW-4
3/22/2016	7.7	
5/16/2016	6.6	
7/12/2016	6.4	
9/13/2016	6.3	
11/16/2016	7.5	
1/16/2017	7.2	
3/20/2017	8	
5/23/2017	7.8	
10/18/2017	9.5	
6/2/2018	8.2	
11/8/2018	9.5	
4/19/2019	7.82	
9/25/2019	8.94	
4/15/2020	7.96	
10/23/2020	7.18	
3/15/2021	6.9	
10/6/2021	6.88	
3/14/2022		5.55
10/4/2022		5.41
4/17/2023		5.87
10/26/2023		7.91

Mann-Whitney (Wilcoxon Rank Sum)

Constituent: Chloride (mg/L) Analysis Run 5/3/2024 11:24 AM View: Mann-Whitney

Plant Daniel Data: Plant Daniel Gypsum CCR

	MW-5	MW-5
3/22/2016	10	
5/17/2016	7.8	
7/12/2016	9.1	
9/13/2016	8.7	
11/16/2016	9.5	
1/16/2017	9.8	
3/20/2017	9.6	
5/23/2017	8.4	
10/18/2017	7.6	
6/2/2018	7.3	
11/8/2018	7.8	
4/19/2019	6.57	
9/25/2019	6.59	
4/15/2020	6.65	
10/23/2020	6.54	
3/15/2021	6.69	
10/6/2021	4.72	
3/15/2022		3.61
10/4/2022		5.53
4/18/2023		5.97
10/26/2023		5.94

Mann-Whitney (Wilcoxon Rank Sum)

Constituent: Chloride (mg/L) Analysis Run 5/3/2024 11:24 AM View: Mann-Whitney

Plant Daniel Data: Plant Daniel Gypsum CCR

	MW-6	MW-6
3/22/2016	8.3	
5/16/2016	6.6	
7/11/2016	7	
9/12/2016	6.6	
11/16/2016	<6.8	
1/16/2017	7.1	
3/20/2017	7	
5/22/2017	6.9	
10/18/2017	6.3	
6/2/2018	6.2	
11/8/2018	6.4	
4/19/2019	5.99	
9/25/2019	6.72	
4/14/2020	6.94	
10/23/2020	7.26	
3/15/2021	7.83	
10/6/2021	10.5	
3/15/2022		9.56
10/4/2022		7.67
4/18/2023		4.93
10/26/2023		5.75

ND substitution: RL or RL/2 if <15% NDs.

Mann-Whitney (Wilcoxon Rank Sum)

Constituent: Chloride (mg/L) Analysis Run 5/3/2024 11:24 AM View: Mann-Whitney

Plant Daniel Data: Plant Daniel Gypsum CCR

	MW-7	MW-7
3/21/2016	17	
5/16/2016	16	
7/11/2016	16	
9/12/2016	16	
11/16/2016	15	
1/16/2017	16	
3/20/2017	16	
5/22/2017	15	
10/18/2017	15	
6/1/2018	13	
11/7/2018	13	
4/19/2019	10.6	
9/25/2019	8.59	
4/14/2020	9.49	
10/22/2020	8.07	
3/15/2021	8.68	
10/6/2021	9.75	
3/15/2022		12.8
10/3/2022		10.6
4/18/2023		7.27
10/26/2023		7.22

Mann-Whitney (Wilcoxon Rank Sum)

Constituent: Chloride (mg/L) Analysis Run 5/3/2024 11:24 AM View: Mann-Whitney

Plant Daniel Data: Plant Daniel Gypsum CCR

	MW-8	MW-8
3/21/2016	9.7	
5/17/2016	8.7	
7/11/2016	8.6	
9/13/2016	7.9	
11/17/2016	8.6	
1/17/2017	8.9	
3/20/2017	9	
5/23/2017	8.7	
10/18/2017	7.8	
6/1/2018	9	
11/7/2018	11	
4/19/2019	11	
6/7/2019	11.3	
9/25/2019	11.2	
4/15/2020	10.9	
10/22/2020	8.39	
3/15/2021	8.19	
10/6/2021	7.5	
3/14/2022		8.31
10/3/2022		5.95
4/18/2023		6.43
10/27/2023		5.18

Mann-Whitney (Wilcoxon Rank Sum)

Constituent: Chloride (mg/L) Analysis Run 5/3/2024 11:24 AM View: Mann-Whitney

Plant Daniel Data: Plant Daniel Gypsum CCR

	MW-9	MW-9
3/21/2016	7.1	
5/16/2016	6.4	
7/11/2016	7.1	
9/13/2016	6.6	
11/17/2016	7.9	
1/17/2017	7.8	
3/20/2017	7	
5/23/2017	8	
10/18/2017	7	
6/1/2018	6.9	
11/8/2018	7.1	
4/19/2019	7.55	
9/25/2019	13.2	
11/29/2019	8.42	
4/15/2020	8.78	
10/22/2020	8.11	
3/15/2021	9.27	
10/6/2021	8.56	
3/14/2022		4.03
10/3/2022		6.96
4/18/2023		5.44
10/27/2023		7.39

Mann-Whitney (Wilcoxon Rank Sum)

Constituent: Fluoride (mg/L) Analysis Run 5/3/2024 11:24 AM View: Mann-Whitney

Plant Daniel Data: Plant Daniel Gypsum CCR

	MW-1	MW-1
3/22/2016	0.04 (J)	
5/17/2016	0.04 (J)	
7/12/2016	0.04 (J)	
9/13/2016	<0.1	
11/17/2016	<0.1	
1/16/2017	<0.1	
3/20/2017	<0.1	
5/23/2017	0.04 (J)	
10/18/2017	0.04 (J)	
6/2/2018	<0.1	
11/8/2018	<0.1	
4/19/2019	<0.1	
9/25/2019	<0.1	
2/22/2020	<0.1	
4/15/2020	<0.1	
10/23/2020	<0.1	
3/15/2021	<0.1	
10/6/2021	<0.1	
3/14/2022		<0.1
10/3/2022		<0.1
4/18/2023		<0.1
10/26/2023		0.0601 (J)

ND substitution: RL or RL/2 if <15% NDs.

Mann-Whitney (Wilcoxon Rank Sum)

Constituent: Fluoride (mg/L) Analysis Run 5/3/2024 11:24 AM View: Mann-Whitney

Plant Daniel Data: Plant Daniel Gypsum CCR

	MW-10	MW-10
3/22/2016	<0.1	
5/16/2016	<0.1	
7/12/2016	<0.1	
9/13/2016	<0.1	
11/17/2016	<0.1	
1/17/2017	<0.1	
3/20/2017	<0.1	
5/23/2017	<0.1	
10/18/2017	<0.1	
6/1/2018	<0.1	
11/8/2018	<0.1	
4/19/2019	<0.1	
9/25/2019	0.0267 (J)	
2/21/2020	<0.1	
4/15/2020	<0.1	
10/23/2020	<0.1	
3/15/2021	<0.1	
10/6/2021	<0.1	
3/14/2022		<0.1
10/3/2022		<0.1
4/18/2023		<0.1
10/26/2023		<0.1

ND substitution: RL or RL/2 if <15% NDs.

Mann-Whitney (Wilcoxon Rank Sum)

Constituent: Fluoride (mg/L) Analysis Run 5/3/2024 11:24 AM View: Mann-Whitney

Plant Daniel Data: Plant Daniel Gypsum CCR

	MW-2	MW-2
3/22/2016	<0.1	
5/16/2016	<0.1	
7/11/2016	<0.1	
9/13/2016	<0.1	
11/17/2016	<0.1	
1/16/2017	<0.1	
3/20/2017	<0.1	
5/23/2017	<0.1	
10/18/2017	<0.1	
6/2/2018	<0.1	
11/8/2018	<0.1	
4/19/2019	0.0267 (J)	
9/25/2019	<0.1	
2/21/2020	<0.1	
4/15/2020	<0.1	
10/23/2020	<0.1	
3/15/2021	<0.1	
10/6/2021	0.0269 (J)	
3/14/2022		0.0271 (J)
10/3/2022		<0.1
4/18/2023		<0.1
10/26/2023		0.0679 (J)

ND substitution: RL or RL/2 if <15% NDs.

Mann-Whitney (Wilcoxon Rank Sum)

Constituent: Fluoride (mg/L) Analysis Run 5/3/2024 11:24 AM View: Mann-Whitney

Plant Daniel Data: Plant Daniel Gypsum CCR

	MW-3	MW-3
3/22/2016	0.04 (J)	
5/16/2016	0.04 (J)	
7/11/2016	0.04 (J)	
9/12/2016	0.04 (J)	
11/16/2016	0.04 (J)	
1/16/2017	<0.1	
3/20/2017	<0.1	
5/22/2017	0.04 (J)	
10/17/2017	0.05 (J)	
6/2/2018	0.05 (J)	
11/7/2018	0.05 (J)	
4/19/2019	0.108	
6/7/2019	0.0937 (J)	
9/25/2019	0.198	
11/29/2019	0.331 (o)	
2/22/2020		0.222
4/14/2020		0.23
10/23/2020		0.0988 (J)
3/15/2021		0.0991 (J)
10/6/2021		0.11
3/14/2022		0.0643 (J)
10/3/2022		0.0388 (J)
4/17/2023		0.0355 (J)
10/26/2023		0.0891 (J)

ND substitution: RL or RL/2 if <15% NDs.

Mann-Whitney (Wilcoxon Rank Sum)

Constituent: Fluoride (mg/L) Analysis Run 5/3/2024 11:24 AM View: Mann-Whitney

Plant Daniel Data: Plant Daniel Gypsum CCR

	MW-4	MW-4
3/22/2016	<0.1	
5/16/2016	<0.1	
7/12/2016	<0.1	
9/13/2016	<0.1	
11/16/2016	<0.1	
1/16/2017	<0.1	
3/20/2017	<0.1	
5/23/2017	<0.1	
10/18/2017	<0.1	
6/2/2018	<0.1	
11/8/2018	<0.1	
4/19/2019	<0.1	
9/25/2019	<0.1	
2/22/2020	<0.1	
4/15/2020	<0.1	
10/23/2020	<0.1	
3/15/2021	<0.1	
10/6/2021	<0.1	
3/14/2022		<0.1
10/4/2022		<0.1
4/17/2023		<0.1
10/26/2023		0.0792 (J)

ND substitution: RL or RL/2 if <15% NDs.

Mann-Whitney (Wilcoxon Rank Sum)

Constituent: Fluoride (mg/L) Analysis Run 5/3/2024 11:24 AM View: Mann-Whitney

Plant Daniel Data: Plant Daniel Gypsum CCR

	MW-5	MW-5
3/22/2016	<0.1	
5/17/2016	<0.1	
7/12/2016	<0.1	
9/13/2016	<0.1	
11/16/2016	<0.1	
1/16/2017	<0.1	
3/20/2017	<0.1	
5/23/2017	<0.1	
10/18/2017	<0.1	
6/2/2018	<0.1	
11/8/2018	<0.1	
4/19/2019	<0.1	
9/25/2019	<0.1	
2/22/2020	<0.1	
4/15/2020	<0.1	
10/23/2020	<0.1	
3/15/2021	<0.1	
10/6/2021	<0.1	
3/15/2022		<0.1
10/4/2022		<0.1
4/18/2023		<0.1
10/26/2023		0.0942 (J)

ND substitution: RL or RL/2 if <15% NDs.

Mann-Whitney (Wilcoxon Rank Sum)

Constituent: Fluoride (mg/L) Analysis Run 5/3/2024 11:24 AM View: Mann-Whitney

Plant Daniel Data: Plant Daniel Gypsum CCR

	MW-6	MW-6
3/22/2016	<0.1	
5/16/2016	<0.1	
7/11/2016	<0.1	
9/12/2016	<0.1	
11/16/2016	<0.1	
1/16/2017	<0.1	
3/20/2017	<0.1	
5/22/2017	0.05 (J)	
10/18/2017	<0.1	
6/2/2018	<0.1	
11/8/2018	<0.1	
4/19/2019	<0.1	
9/25/2019	<0.1	
2/22/2020	<0.1	
4/14/2020	0.0304 (J)	
10/23/2020	<0.1	
3/15/2021	<0.1	
10/6/2021	<0.1	
3/15/2022		0.0268 (J)
10/4/2022		<0.1
4/18/2023		<0.1
10/26/2023		0.084 (J)

ND substitution: RL or RL/2 if <15% NDs.

Mann-Whitney (Wilcoxon Rank Sum)

Constituent: Fluoride (mg/L) Analysis Run 5/3/2024 11:24 AM View: Mann-Whitney

Plant Daniel Data: Plant Daniel Gypsum CCR

	MW-7	MW-7
3/21/2016	<0.1	
5/16/2016	0.04 (J)	
7/11/2016	0.04 (J)	
9/12/2016	<0.1	
11/16/2016	<0.1	
1/16/2017	<0.1	
3/20/2017	<0.1	
5/22/2017	0.04 (J)	
10/18/2017	<0.1	
6/1/2018	<0.1	
11/7/2018	<0.1	
4/19/2019	<0.1	
9/25/2019	<0.1	
2/21/2020	<0.1	
4/14/2020	<0.1	
10/22/2020	<0.1	
3/15/2021	0.027 (J)	
10/6/2021	0.0317 (J)	
3/15/2022		0.0609 (J)
10/3/2022		0.032 (J)
4/18/2023		0.0348 (J)
10/26/2023		0.0398 (J)

ND substitution: RL or RL/2 if <15% NDs.

Mann-Whitney (Wilcoxon Rank Sum)

Constituent: Fluoride (mg/L) Analysis Run 5/3/2024 11:24 AM View: Mann-Whitney

Plant Daniel Data: Plant Daniel Gypsum CCR

	MW-8	MW-8
3/21/2016	<0.1	
5/17/2016	<0.1	
7/11/2016	<0.1	
9/13/2016	<0.1	
11/17/2016	<0.1	
1/17/2017	<0.1	
3/20/2017	<0.1	
5/23/2017	<0.1	
10/18/2017	<0.1	
6/1/2018	<0.1	
11/7/2018	<0.1	
4/19/2019	<0.1	
9/25/2019	0.0277 (J)	
2/21/2020	<0.1	
4/15/2020	<0.1	
10/22/2020	<0.1	
3/15/2021	<0.1	
10/6/2021	0.0458 (J)	
3/14/2022		<0.1
10/3/2022		<0.1
4/18/2023		<0.1
10/27/2023		<0.1

ND substitution: RL or RL/2 if <15% NDs.

Mann-Whitney (Wilcoxon Rank Sum)

Constituent: Fluoride (mg/L) Analysis Run 5/3/2024 11:24 AM View: Mann-Whitney

Plant Daniel Data: Plant Daniel Gypsum CCR

	MW-9	MW-9
3/21/2016	<0.1	
5/16/2016	<0.1	
7/11/2016	<0.1	
9/13/2016	<0.1	
11/17/2016	<0.1	
1/17/2017	<0.1	
3/20/2017	<0.1	
5/23/2017	<0.1	
10/18/2017	<0.1	
6/1/2018	<0.1	
11/8/2018	<0.1	
4/19/2019	<0.1	
9/25/2019	0.0313 (J)	
2/21/2020	<0.1	
4/15/2020	<0.1	
10/22/2020	<0.1	
3/15/2021	<0.1	
10/6/2021	<0.1	
3/14/2022		<0.1
10/3/2022		<0.1
4/18/2023		<0.1
10/27/2023		0.0267 (J)

ND substitution: RL or RL/2 if <15% NDs.

Mann-Whitney (Wilcoxon Rank Sum)

Constituent: pH (SU) Analysis Run 5/3/2024 11:24 AM View: Mann-Whitney

Plant Daniel Data: Plant Daniel Gypsum CCR

	MW-1	MW-1
1/29/2015	5.84	
3/3/2015	5.7	
4/7/2015	5.39	
5/14/2015	5.26	
6/3/2015	5.37	
6/18/2015	5.23	
6/30/2015	5.28	
7/15/2015	5.08	
1/11/2016	5.42	
3/22/2016	4.97	
5/17/2016	5.33	
7/12/2016	4.78	
9/13/2016	4.83	
11/17/2016	4.66	
1/16/2017	4.85	
3/20/2017	4.88	
5/23/2017	4.8	
10/18/2017	5.55	
6/2/2018	5.18	
11/8/2018	5.15	
4/19/2019	4.89	
9/25/2019	4.83	
2/22/2020	4.83	
4/15/2020	4.78	
10/23/2020	4.78	
3/15/2021	4.81	
10/6/2021	4.9	
3/14/2022		4.65
10/3/2022		4.92
4/18/2023		4.8
10/26/2023		5.05

Mann-Whitney (Wilcoxon Rank Sum)

Constituent: pH (SU) Analysis Run 5/3/2024 11:24 AM View: Mann-Whitney

Plant Daniel Data: Plant Daniel Gypsum CCR

	MW-10	MW-10
3/22/2016	5.34	
5/16/2016	5.48	
7/12/2016	4.95	
9/13/2016	4.95	
11/17/2016	4.86	
1/17/2017	5.18	
3/20/2017	4.97	
5/23/2017	4.91	
10/18/2017	4.97	
6/1/2018	5.07	
11/8/2018	5.09	
4/19/2019	5.13	
9/25/2019	4.9	
2/21/2020	5.05	
4/15/2020	4.98	
10/23/2020	4.9	
3/15/2021	4.93	
10/6/2021	5.03	
3/14/2022		4.88
10/3/2022		5.13
4/18/2023		4.84
10/26/2023		5.35

Mann-Whitney (Wilcoxon Rank Sum)

Constituent: pH (SU) Analysis Run 5/3/2024 11:24 AM View: Mann-Whitney

Plant Daniel Data: Plant Daniel Gypsum CCR

	MW-2	MW-2
1/29/2015	5.68	
3/3/2015	5.61	
4/7/2015	5.43	
5/14/2015	5.37	
6/3/2015	5.29	
6/18/2015	5.22	
6/30/2015	5.07	
7/15/2015	5.17	
1/11/2016	4.96	
3/22/2016	4.81	
5/16/2016	4.82	
7/11/2016	4.88	
9/13/2016	4.86	
11/17/2016	4.79	
1/16/2017	4.79	
3/20/2017	4.87	
5/23/2017	4.84	
10/18/2017	4.92	
6/2/2018	4.88	
11/8/2018	4.92	
4/19/2019	4.85	
9/25/2019	4.79	
2/21/2020	4.82	
4/15/2020	4.9	
10/23/2020	4.8	
3/15/2021	4.83	
10/6/2021	4.89	
3/14/2022		4.62
10/3/2022		4.75
4/18/2023		4.61
10/26/2023		4.96

Mann-Whitney (Wilcoxon Rank Sum)

Constituent: pH (SU) Analysis Run 5/3/2024 11:24 AM View: Mann-Whitney

Plant Daniel Data: Plant Daniel Gypsum CCR

	MW-3	MW-3
1/29/2015	4.63	
3/3/2015	4.69	
4/7/2015	4.46	
5/14/2015	4.5	
6/3/2015	4.45	
6/18/2015	4.51	
6/30/2015	4.48	
7/15/2015	4.7	
1/11/2016	4.9	
3/22/2016	4.51	
5/16/2016	4.54	
7/11/2016	4.59	
9/12/2016	4.46	
11/16/2016	4.34	
1/16/2017	4.39	
3/20/2017	4.26	
5/22/2017	4.44	
10/17/2017	4.51	
6/2/2018	4.51	
11/7/2018	4.46	
4/19/2019	4.38	
9/25/2019	4.27	
2/22/2020	4.39	
4/14/2020	4.36	
10/23/2020	4.72	
3/15/2021	4.56	
10/6/2021	4.36	
3/14/2022		4.47
10/3/2022		4.38
4/17/2023		4.4
10/26/2023		4.44

Mann-Whitney (Wilcoxon Rank Sum)

Constituent: pH (SU) Analysis Run 5/3/2024 11:24 AM View: Mann-Whitney

Plant Daniel Data: Plant Daniel Gypsum CCR

	MW-4	MW-4
1/29/2015	5.09	
3/3/2015	5.05	
4/7/2015	4.87	
5/14/2015	4.88	
6/3/2015	4.82	
6/18/2015	4.95	
6/30/2015	4.86	
7/15/2015	4.88	
1/11/2016	5.17	
3/22/2016	4.87	
5/16/2016	4.95	
7/12/2016	4.82	
9/13/2016	4.82	
11/16/2016	4.71	
1/16/2017	4.82	
3/20/2017	4.69	
5/23/2017	4.74	
10/18/2017	4.78	
6/2/2018	4.92	
11/8/2018	4.91	
4/19/2019	4.91	
9/25/2019	4.79	
2/22/2020	4.95	
4/15/2020	4.9	
10/23/2020	4.89	
3/15/2021	4.87	
10/6/2021	4.77	
3/14/2022		4.84
10/4/2022		4.76
4/17/2023		4.61
10/26/2023		4.67

Mann-Whitney (Wilcoxon Rank Sum)

Constituent: pH (SU) Analysis Run 5/3/2024 11:24 AM View: Mann-Whitney

Plant Daniel Data: Plant Daniel Gypsum CCR

	MW-5	MW-5
3/22/2016	4.79	
5/17/2016	4.81	
7/12/2016	4.71	
9/13/2016	4.76	
11/16/2016	4.65	
1/16/2017	4.76	
3/20/2017	4.61	
5/23/2017	4.73	
10/18/2017	5.07	
12/15/2017	4.86 (R)	
6/2/2018	4.87	
11/8/2018	4.9	
4/19/2019	4.86	
9/25/2019	4.82	
4/15/2020	4.74	
10/23/2020	4.91	
3/15/2021	4.85	
10/6/2021	5.05	
3/15/2022		4.92
10/4/2022		4.84
4/18/2023		4.58
10/26/2023		4.96

Mann-Whitney (Wilcoxon Rank Sum)

Constituent: pH (SU) Analysis Run 5/3/2024 11:24 AM View: Mann-Whitney

Plant Daniel Data: Plant Daniel Gypsum CCR

	MW-6	MW-6
3/22/2016	4.68	
5/16/2016	4.73	
7/11/2016	4.71	
9/12/2016	4.63	
11/16/2016	4.57	
1/16/2017	4.61	
3/20/2017	4.49	
5/22/2017	4.61	
10/18/2017	4.63	
6/2/2018	4.75	
11/8/2018	4.69	
4/19/2019	4.72	
9/25/2019	4.67	
2/22/2020	4.78	
4/14/2020	4.75	
10/23/2020	4.72	
3/15/2021	4.69	
10/6/2021	4.56	
3/15/2022		4.64
10/4/2022		4.62
4/18/2023		4.56
10/26/2023		4.65

Mann-Whitney (Wilcoxon Rank Sum)

Constituent: pH (SU) Analysis Run 5/3/2024 11:24 AM View: Mann-Whitney

Plant Daniel Data: Plant Daniel Gypsum CCR

	MW-7	MW-7
3/21/2016	4.46	
5/16/2016	4.55	
7/11/2016	5.16	
9/12/2016	4.44	
11/16/2016	4.36	
1/16/2017	4.47	
3/20/2017	4.22	
5/22/2017	4.38	
10/18/2017	4.49	
6/1/2018	4.54	
11/7/2018	4.48	
4/19/2019	4.51	
9/25/2019	4.47	
2/21/2020	4.44	
4/14/2020	4.73	
10/22/2020	4.59	
3/15/2021	4.52	
10/6/2021	4.35	
3/15/2022		4.24
10/3/2022		4.37
4/18/2023		4.32
10/26/2023		4.39

Mann-Whitney (Wilcoxon Rank Sum)

Constituent: pH (SU) Analysis Run 5/3/2024 11:24 AM View: Mann-Whitney

Plant Daniel Data: Plant Daniel Gypsum CCR

	MW-8	MW-8
3/21/2016	4.97	
5/17/2016	4.5	
7/11/2016	4.51	
9/13/2016	4.71	
11/17/2016	4.49	
1/17/2017	4.77	
3/20/2017	4.54	
5/23/2017	7.14 (o)	
10/18/2017	4.81	
6/1/2018	4.66	
11/7/2018	4.54	
4/19/2019	4.63	
9/24/2019	4.57	
2/21/2020	4.57	
4/15/2020	4.69	
10/22/2020	4.7	
3/15/2021	4.78	
10/6/2021	4.86	
3/14/2022		4.65
10/3/2022		4.82
4/18/2023		4.66
10/27/2023		4.73

Mann-Whitney (Wilcoxon Rank Sum)

Constituent: pH (SU) Analysis Run 5/3/2024 11:24 AM View: Mann-Whitney

Plant Daniel Data: Plant Daniel Gypsum CCR

	MW-9	MW-9
3/21/2016	4.85	
5/16/2016	5.01	
7/11/2016	4.87	
9/13/2016	4.92	
11/17/2016	4.82	
1/17/2017	4.89	
3/20/2017	4.92	
5/23/2017	4.86	
10/18/2017	4.96	
6/1/2018	5.02	
11/8/2018	4.98	
4/19/2019	4.94	
9/24/2019	4.86	
2/21/2020	4.78	
4/15/2020	4.87	
10/22/2020	4.86	
3/15/2021	4.88	
10/6/2021	4.98	
3/14/2022		4.76
10/3/2022		4.95
4/18/2023		4.75
10/27/2023		4.91

Mann-Whitney (Wilcoxon Rank Sum)

Constituent: Sulfate (mg/L) Analysis Run 5/3/2024 11:24 AM View: Mann-Whitney

Plant Daniel Data: Plant Daniel Gypsum CCR

	MW-1	MW-1
1/29/2015	2.4 (J)	
3/3/2015	3.2 (J)	
4/7/2015	2.6 (J)	
5/14/2015	3 (J)	
6/3/2015	2.8 (J)	
6/18/2015	3.9 (J)	
6/30/2015	2.9 (J)	
7/15/2015	2.6 (J)	
1/11/2016	4.5 (J)	
3/22/2016	4 (J)	
5/17/2016	4.1 (J)	
7/12/2016	5.2	
9/13/2016	5.5	
11/17/2016	5.9	
1/16/2017	6.6	
3/20/2017	<6.6	
5/23/2017	6	
10/18/2017	8	
11/27/2017	9.5	
12/16/2017	7.7 (RS)	
6/2/2018	12	
11/8/2018	10	
4/19/2019	10.1	
6/7/2019	8.98	
9/25/2019	8.87	
11/29/2019	9.09	
4/15/2020	9.84	
10/23/2020	8.82	
3/15/2021	9.05	
10/6/2021	10.3	
3/14/2022		9.59
10/3/2022		8.36
4/18/2023		7.46
10/26/2023		9.32

ND substitution: RL or RL/2 if <15% NDs.

Mann-Whitney (Wilcoxon Rank Sum)

Constituent: Sulfate (mg/L) Analysis Run 5/3/2024 11:24 AM View: Mann-Whitney

Plant Daniel Data: Plant Daniel Gypsum CCR

	MW-10	MW-10
3/22/2016	<1	
5/16/2016	<1	
7/12/2016	<1	
9/13/2016	1.6 (J)	
11/17/2016	<1	
1/17/2017	<1	
3/20/2017	<1	
5/23/2017	<1	
10/18/2017	<1	
6/1/2018	2.1 (J)	
11/8/2018	<1	
4/19/2019	0.702 (J)	
9/25/2019	0.648 (J)	
4/15/2020	<1	
10/23/2020	0.515 (J)	
3/15/2021	<1	
10/6/2021	<1	
3/14/2022		<1
10/3/2022		3.38
4/18/2023		3.39
10/26/2023		4.98

ND substitution: RL or RL/2 if <15% NDs.

Mann-Whitney (Wilcoxon Rank Sum)

Constituent: Sulfate (mg/L) Analysis Run 5/3/2024 11:24 AM View: Mann-Whitney

Plant Daniel Data: Plant Daniel Gypsum CCR

	MW-2	MW-2
1/29/2015	<1	
3/3/2015	<1	
4/7/2015	<1	
5/14/2015	<1	
6/3/2015	<1	
6/18/2015	<1	
6/30/2015	<1	
7/15/2015	<1	
1/11/2016	<1	
3/22/2016	<1	
5/16/2016	<1	
7/11/2016	1.4 (J)	
9/13/2016	<1	
11/17/2016	<1	
1/16/2017	<1	
3/20/2017	<1	
5/23/2017	<1	
10/18/2017	<1	
11/27/2017	3.1	
6/2/2018	<1	
11/8/2018	<1	
4/19/2019	0.468 (J)	
9/25/2019	0.436 (J)	
4/15/2020	<1	
10/23/2020	0.405 (J)	
3/15/2021	<1	
10/6/2021	<1	
3/14/2022		0.861 (J)
10/3/2022		<1
4/18/2023		0.784 (J)
10/26/2023		1.05

ND substitution: RL or RL/2 if <15% NDs.

Mann-Whitney (Wilcoxon Rank Sum)

Constituent: Sulfate (mg/L) Analysis Run 5/3/2024 11:24 AM View: Mann-Whitney

Plant Daniel Data: Plant Daniel Gypsum CCR

	MW-3	MW-3
1/29/2015	<1.4	
3/3/2015	<1.4	
4/7/2015	<1.4	
5/14/2015	<1.4	
6/3/2015	<1.4	
6/18/2015	<1.4	
6/30/2015	<1.4	
7/15/2015	<1.4	
1/11/2016	<1.4	
3/22/2016	<1.4	
5/16/2016	<1.4	
7/11/2016	<1.4	
9/12/2016	<1.4	
11/16/2016	<1.4	
1/16/2017	<1.4	
3/20/2017	<1.4	
5/22/2017	<1.4	
10/17/2017	<1.4	
11/27/2017	2.9	
6/2/2018	<1.4	
11/7/2018	2.1 (J)	
4/19/2019		19.5
6/7/2019		19.2
9/25/2019	65.1 (o)	
11/29/2019	107 (o)	
4/14/2020	194 (o)	
10/23/2020	142 (o)	
3/15/2021	116 (o)	
10/6/2021		2.93
3/14/2022		2.2
10/3/2022		1.25
4/17/2023		1.58
10/26/2023		1.97

ND substitution: RL or RL/2 if <15% NDs.

Mann-Whitney (Wilcoxon Rank Sum)

Constituent: Sulfate (mg/L) Analysis Run 5/3/2024 11:24 AM View: Mann-Whitney

Plant Daniel Data: Plant Daniel Gypsum CCR

	MW-4	MW-4
1/29/2015	<5	
3/3/2015	<5	
4/7/2015	<5	
5/14/2015	<5	
6/3/2015	<5	
6/18/2015	<5	
6/30/2015	<5	
7/15/2015	<5	
1/11/2016	<5	
3/22/2016	<5	
5/16/2016	<5	
7/12/2016	<5	
9/13/2016	<5	
11/16/2016	<5	
1/16/2017	<5	
3/20/2017	<5	
5/23/2017	<5	
10/18/2017	<5	
11/27/2017	4.1	
6/2/2018	1.9 (J)	
11/8/2018	1.8 (J)	
4/19/2019	2.1	
9/25/2019	2.3	
4/15/2020	2	
10/23/2020	1.75	
3/15/2021	1.94	
10/6/2021	1.97	
3/14/2022		2.04
10/4/2022		1.86
4/17/2023		2.15
10/26/2023		3.13

ND substitution: RL or RL/2 if <15% NDs.

Mann-Whitney (Wilcoxon Rank Sum)

Constituent: Sulfate (mg/L) Analysis Run 5/3/2024 11:24 AM View: Mann-Whitney

Plant Daniel Data: Plant Daniel Gypsum CCR

	MW-5	MW-5
3/22/2016	<5	
5/17/2016	<5	
7/12/2016	<5	
9/13/2016	<5	
11/16/2016	<5	
1/16/2017	<5	
3/20/2017	<5	
5/23/2017	<5	
10/18/2017	<5	
6/2/2018	3.4 (J)	
11/8/2018	3.1 (J)	
4/19/2019	3.82	
9/25/2019	3.52	
4/15/2020	3.38	
10/23/2020	3.33	
3/15/2021	3.42	
10/6/2021	6.05	
3/15/2022		5.54
10/4/2022		6.61
4/18/2023		7.27
10/26/2023		7.15

ND substitution: RL or RL/2 if <15% NDs.

Mann-Whitney (Wilcoxon Rank Sum)

Constituent: Sulfate (mg/L) Analysis Run 5/3/2024 11:24 AM View: Mann-Whitney

Plant Daniel Data: Plant Daniel Gypsum CCR

	MW-6	MW-6
3/22/2016	2.9 (J)	
5/16/2016	2.7 (J)	
7/11/2016	2.5 (J)	
9/12/2016	2.8 (J)	
11/16/2016	3.1 (J)	
1/16/2017	2.1	
3/20/2017	<5	
5/22/2017	1.9 (J)	
10/18/2017	<5	
6/2/2018	1.8 (J)	
11/8/2018	1.6 (J)	
4/19/2019	1.96	
9/25/2019	1.98	
4/14/2020	1.85	
10/23/2020	1.75	
3/15/2021	1.8	
10/6/2021	0.802 (J)	
3/15/2022		0.791 (J)
10/4/2022		0.791 (J)
4/18/2023		1.23
10/26/2023		1.95

ND substitution: RL or RL/2 if <15% NDs.

Mann-Whitney (Wilcoxon Rank Sum)

Constituent: Sulfate (mg/L) Analysis Run 5/3/2024 11:24 AM View: Mann-Whitney

Plant Daniel Data: Plant Daniel Gypsum CCR

	MW-7	MW-7
3/21/2016	<1	
5/16/2016	<1	
7/11/2016	<1	
9/12/2016	<1	
11/16/2016	<1	
1/16/2017	<1	
3/20/2017	<1	
5/22/2017	<1	
10/18/2017	<1	
6/1/2018	<1	
11/7/2018	<1	
4/19/2019	0.449 (J)	
9/25/2019	1.57	
4/14/2020	<1	
10/22/2020	<1	
3/15/2021	<1	
10/6/2021	<1	
3/15/2022		<1
10/3/2022		<1
4/18/2023		<1
10/26/2023		<1

ND substitution: RL or RL/2 if <15% NDs.

Mann-Whitney (Wilcoxon Rank Sum)

Constituent: Sulfate (mg/L) Analysis Run 5/3/2024 11:24 AM View: Mann-Whitney

Plant Daniel Data: Plant Daniel Gypsum CCR

	MW-8	MW-8
3/21/2016	<1	
5/17/2016	<1	
7/11/2016	<1	
9/13/2016	<1	
11/17/2016	<1	
1/17/2017	<1	
3/20/2017	<1	
5/23/2017	<1	
10/18/2017	<1	
6/1/2018	1.4 (J)	
11/7/2018	<1	
4/19/2019	0.906 (J)	
9/25/2019	<1	
4/15/2020	<1	
10/22/2020	0.657 (J)	
3/15/2021	1.2	
10/6/2021	4.11	
3/14/2022		3.09
10/3/2022		3.06
4/18/2023		2.83
10/27/2023		2.55

ND substitution: RL or RL/2 if <15% NDs.

Mann-Whitney (Wilcoxon Rank Sum)

Constituent: Sulfate (mg/L) Analysis Run 5/3/2024 11:24 AM View: Mann-Whitney

Plant Daniel Data: Plant Daniel Gypsum CCR

	MW-9	MW-9
3/21/2016	<1	
5/16/2016	1.7 (J)	
7/11/2016	1.5 (J)	
9/13/2016	1.5 (J)	
11/17/2016	<1	
1/17/2017	<1	
3/20/2017	<1	
5/23/2017	<1	
10/18/2017	<1	
6/1/2018	3.3 (J)	
11/8/2018	1.8 (J)	
4/19/2019	2.3	
9/25/2019	<1	
4/15/2020	1.64	
10/22/2020	1.46	
3/15/2021	1.37	
10/6/2021	2.4	
3/14/2022		1.58
10/3/2022		2.45
4/18/2023		2.88
10/27/2023		3.34

ND substitution: RL or RL/2 if <15% NDs.

Mann-Whitney (Wilcoxon Rank Sum)

Constituent: Total Dissolved Solids (mg/L) Analysis Run 5/3/2024 11:24 AM View: Mann-Whitney

Plant Daniel Data: Plant Daniel Gypsum CCR

	MW-1	MW-1
3/22/2016	60	
5/17/2016	90	
7/12/2016	56	
9/13/2016	88	
11/17/2016	80	
1/16/2017	68	
3/20/2017	12	
5/23/2017	54	
10/18/2017	70	
6/2/2018	20	
11/8/2018	30	
4/19/2019	38	
9/25/2019	52	
4/15/2020	43	
10/23/2020	36	
3/15/2021	36	
10/6/2021	51	
3/14/2022		38
10/3/2022		64
4/18/2023		37
10/26/2023		31

Mann-Whitney (Wilcoxon Rank Sum)

Constituent: Total Dissolved Solids (mg/L) Analysis Run 5/3/2024 11:24 AM View: Mann-Whitney

Plant Daniel Data: Plant Daniel Gypsum CCR

	MW-10	MW-10
3/22/2016	26	
5/16/2016	44	
7/12/2016	<5	
9/13/2016	24	
11/17/2016	38	
1/17/2017	20	
3/20/2017	6	
5/23/2017	40	
10/18/2017	20	
6/1/2018	28	
11/8/2018	68	
4/19/2019	20	
9/25/2019	29	
4/15/2020	22	
10/23/2020	29	
3/15/2021	22	
10/6/2021	39	
3/14/2022		26
10/3/2022		33
4/18/2023		34
10/26/2023		23

ND substitution: RL or RL/2 if <15% NDs.

Mann-Whitney (Wilcoxon Rank Sum)

Constituent: Total Dissolved Solids (mg/L) Analysis Run 5/3/2024 11:24 AM View: Mann-Whitney

Plant Daniel Data: Plant Daniel Gypsum CCR

	MW-2	MW-2
3/22/2016	28	
5/16/2016	18	
7/11/2016	4 (J)	
9/13/2016	26	
11/17/2016	36	
1/16/2017	12	
3/20/2017	<3.4	
5/23/2017	26	
10/18/2017	32	
6/2/2018	<3.4	
11/8/2018	68	
4/19/2019	29	
9/25/2019	27	
4/15/2020	32	
10/23/2020	27	
3/15/2021	30	
10/6/2021	35	
3/14/2022		29
10/3/2022		41
4/18/2023		35
10/26/2023		15

ND substitution: RL or RL/2 if <15% NDs.

Mann-Whitney (Wilcoxon Rank Sum)

Constituent: Total Dissolved Solids (mg/L) Analysis Run 5/3/2024 11:24 AM View: Mann-Whitney

Plant Daniel Data: Plant Daniel Gypsum CCR

	MW-3	MW-3
3/22/2016	22	
5/16/2016	52	
7/11/2016	16	
9/12/2016	30	
11/16/2016	42	
1/16/2017	42	
3/20/2017	12	
5/22/2017	34	
10/17/2017	60	
6/2/2018	<3.4	
11/7/2018	42	
4/19/2019	83	
6/7/2019	76	
9/25/2019	143 (o)	
11/29/2019	180 (o)	
4/14/2020	299 (o)	
10/23/2020	244 (o)	
3/15/2021	201 (o)	
10/6/2021		80
3/14/2022		42
10/3/2022		61
4/17/2023		42
10/26/2023		29

ND substitution: RL or RL/2 if <15% NDs.

Mann-Whitney (Wilcoxon Rank Sum)

Constituent: Total Dissolved Solids (mg/L) Analysis Run 5/3/2024 11:24 AM View: Mann-Whitney

Plant Daniel Data: Plant Daniel Gypsum CCR

	MW-4	MW-4
3/22/2016	26	
5/16/2016	28	
7/12/2016	24	
9/13/2016	32	
11/16/2016	60	
1/16/2017	32	
3/20/2017	<5	
5/23/2017	48	
10/18/2017	54	
6/2/2018	32	
11/8/2018	14	
4/19/2019	43	
9/25/2019	44	
4/15/2020	31	
10/23/2020	32	
3/15/2021	27	
10/6/2021	33	
3/14/2022		16
10/4/2022		36
4/17/2023		34
10/26/2023		13

ND substitution: RL or RL/2 if <15% NDs.

Mann-Whitney (Wilcoxon Rank Sum)

Constituent: Total Dissolved Solids (mg/L) Analysis Run 5/3/2024 11:24 AM View: Mann-Whitney

Plant Daniel Data: Plant Daniel Gypsum CCR

	MW-5	MW-5
3/22/2016	36	
5/17/2016	36	
7/12/2016	34	
9/13/2016	34	
11/16/2016	56	
1/16/2017	32	
3/20/2017	20	
5/23/2017	32	
10/18/2017	50	
6/2/2018	<10	
11/8/2018	22	
4/19/2019	34	
9/25/2019	42	
4/15/2020	26	
10/23/2020	31	
3/15/2021	32	
10/6/2021	27	
3/15/2022		12
10/4/2022		41
4/18/2023		29
10/26/2023		<10

ND substitution: RL or RL/2 if <15% NDs.

Mann-Whitney (Wilcoxon Rank Sum)

Constituent: Total Dissolved Solids (mg/L) Analysis Run 5/3/2024 11:24 AM View: Mann-Whitney

Plant Daniel Data: Plant Daniel Gypsum CCR

	MW-6	MW-6
3/22/2016	<3.4	
5/16/2016	24	
7/11/2016	14	
9/12/2016	26	
11/16/2016	40	
1/16/2017	32	
3/20/2017	10	
5/22/2017	30	
10/18/2017	28	
6/2/2018	<3.4	
11/8/2018	12	
4/19/2019	26	
9/25/2019	46	
4/14/2020	26	
10/23/2020	25	
3/15/2021	29	
10/6/2021	38	
3/15/2022		24
10/4/2022		28
4/18/2023		32
10/26/2023		12

ND substitution: RL or RL/2 if <15% NDs.

Mann-Whitney (Wilcoxon Rank Sum)

Constituent: Total Dissolved Solids (mg/L) Analysis Run 5/3/2024 11:24 AM View: Mann-Whitney

Plant Daniel Data: Plant Daniel Gypsum CCR

	MW-7	MW-7
3/21/2016	52	
5/16/2016	44	
7/11/2016	22	
9/12/2016	24	
11/16/2016	52	
1/16/2017	32	
3/20/2017	16	
5/22/2017	48	
10/18/2017	50	
6/1/2018	42	
11/7/2018	54	
4/19/2019	36	
9/25/2019	42	
4/14/2020	30	
10/22/2020	35	
3/15/2021	32	
10/6/2021	53	
3/15/2022		54
10/3/2022		79
4/18/2023		53
10/26/2023		36

Mann-Whitney (Wilcoxon Rank Sum)

Constituent: Total Dissolved Solids (mg/L) Analysis Run 5/3/2024 11:24 AM View: Mann-Whitney

Plant Daniel Data: Plant Daniel Gypsum CCR

	MW-8	MW-8
3/21/2016	42	
5/17/2016	38	
7/11/2016	14	
9/13/2016	40	
11/17/2016	40	
1/17/2017	36	
3/20/2017	<5	
5/23/2017	44	
10/18/2017	28	
6/1/2018	60	
11/7/2018	40	
4/19/2019	71	
9/25/2019	61	
4/15/2020	53	
10/22/2020	42	
3/15/2021	39	
10/6/2021	36	
3/14/2022		23
10/3/2022		40
4/18/2023		35
10/27/2023		19

ND substitution: RL or RL/2 if <15% NDs.

Mann-Whitney (Wilcoxon Rank Sum)

Constituent: Total Dissolved Solids (mg/L) Analysis Run 5/3/2024 11:24 AM View: Mann-Whitney

Plant Daniel Data: Plant Daniel Gypsum CCR

	MW-9	MW-9
3/21/2016	30	
5/16/2016	32	
7/11/2016	24	
9/13/2016	34	
11/17/2016	52	
1/17/2017	<5	
3/20/2017	14	
5/23/2017	36	
10/18/2017	34	
6/1/2018	42	
11/8/2018	30	
4/19/2019	23	
9/25/2019	33	
4/15/2020	28	
10/22/2020	35	
3/15/2021	31	
10/6/2021	37	
3/14/2022		56
10/3/2022		31
4/18/2023		23
10/27/2023		19

ND substitution: RL or RL/2 if <15% NDs.

Prediction Limits - Intrawell

Appendix III Intrawell Prediction Limits - Significant Results

Plant Daniel Data: Plant Daniel Gypsum CCR Printed 5/3/2024, 11:15 AM

Constituent	Well	Upper Lim.	Lower Lim.	Date	Observ.	Sig.	Bg N	Bg Mean	Std. Dev.	%NDs	ND Adj.	Transform	Alpha	Method
Chloride (mg/L)	**MW-2**	**10.47**	**n/a**	**3/19/2024**	**10.9**	**Yes**	**21**	**8.318**	**1.006**	**0**	**None**	**No**	**0.001075**	**Param Intra 1 of 2**
Sulfate (mg/L)	**MW-10**	**4.98**	**n/a**	**3/19/2024**	**5**	**Yes**	**21**	**n/a**	**n/a**	**61.9**	**n/a**	**n/a**	**0.003999**	**NP Intra (NDs) 1 of 2**
Sulfate (mg/L)	**MW-6**	**3.419**	**n/a**	**3/18/2024**	**6.3**	**Yes**	**21**	**1.967**	**0.6774**	**9.524**	**None**	**No**	**0.001075**	**Param Intra 1 of 2**

Appendix III Intrawell Prediction Limits - All Results

Plant Daniel Data: Plant Daniel Gypsum CCR Printed 5/3/2024, 11:15 AM

Constituent	Well	Upper Lim.	Lower Lim.	Date	Observ.	Sig.	Bg N	Bg Mean	Std. Dev.	%NDs	ND Adj.	Transform	Alpha	Method
Boron (mg/L)	MW-1	0.11	n/a	3/19/2024	0.08ND	No	21	n/a	n/a	76.19	n/a	n/a	0.003999	NP Intra (NDs) 1 of 2
Boron (mg/L)	MW-10	0.08	n/a	3/19/2024	0.08ND	No	21	n/a	n/a	71.43	n/a	n/a	0.003999	NP Intra (NDs) 1 of 2
Boron (mg/L)	MW-2	0.08	n/a	3/19/2024	0.08ND	No	21	n/a	n/a	71.43	n/a	n/a	0.003999	NP Intra (NDs) 1 of 2
Boron (mg/L)	MW-3	0.15	n/a	3/18/2024	0.08ND	No	22	n/a	n/a	63.64	n/a	n/a	0.003707	NP Intra (NDs) 1 of 2
Boron (mg/L)	MW-4	0.08	n/a	3/19/2024	0.08ND	No	21	n/a	n/a	90.48	n/a	n/a	0.003999	NP Intra (NDs) 1 of 2
Boron (mg/L)	MW-5	0.08	n/a	3/19/2024	0.08ND	No	21	n/a	n/a	95.24	n/a	n/a	0.003999	NP Intra (NDs) 1 of 2
Boron (mg/L)	MW-6	0.08	n/a	3/18/2024	0.08ND	No	21	n/a	n/a	95.24	n/a	n/a	0.003999	NP Intra (NDs) 1 of 2
Boron (mg/L)	MW-7	0.08	n/a	3/18/2024	0.08ND	No	22	n/a	n/a	90.91	n/a	n/a	0.003707	NP Intra (NDs) 1 of 2
Boron (mg/L)	MW-8	0.08	n/a	3/20/2024	0.08ND	No	21	n/a	n/a	95.24	n/a	n/a	0.003999	NP Intra (NDs) 1 of 2
Boron (mg/L)	MW-9	0.08	n/a	3/20/2024	0.08ND	No	21	n/a	n/a	80.95	n/a	n/a	0.003999	NP Intra (NDs) 1 of 2
Calcium (mg/L)	MW-1	4.301	n/a	3/19/2024	2.56	No	12	3.053	0.5098	0	None	No	0.001075	Param Intra 1 of 2
Calcium (mg/L)	MW-10	1.244	n/a	3/19/2024	0.569	No	20	0.7776	0.216	0	None	No	0.001075	Param Intra 1 of 2
Calcium (mg/L)	MW-2	1.257	n/a	3/19/2024	1.17	No	23	0.9417	0.1494	0	None	No	0.001075	Param Intra 1 of 2
Calcium (mg/L)	MW-3	6.91	n/a	3/18/2024	5.23	No	18	n/a	n/a	0	n/a	n/a	0.005373	NP Intra (normality) 1 of 2
Calcium (mg/L)	MW-4	2.535	n/a	3/19/2024	1.11	No	22	1.627	0.4269	0	None	No	0.001075	Param Intra 1 of 2
Calcium (mg/L)	MW-5	2.422	n/a	3/19/2024	1.62	No	22	1.914	0.2391	0	None	No	0.001075	Param Intra 1 of 2
Calcium (mg/L)	MW-6	1.636	n/a	3/18/2024	0.689	No	22	1.153	0.2266	0	None	No	0.001075	Param Intra 1 of 2
Calcium (mg/L)	MW-7	3.084	n/a	3/18/2024	2.55	No	22	1.84	0.585	0	None	No	0.001075	Param Intra 1 of 2
Calcium (mg/L)	MW-8	3.475	n/a	3/20/2024	1.44	No	23	2.301	0.5556	0	None	No	0.001075	Param Intra 1 of 2
Calcium (mg/L)	MW-9	1.295	n/a	3/20/2024	0.843	No	23	0.9302	0.1728	0	None	No	0.001075	Param Intra 1 of 2
Chloride (mg/L)	MW-1	12.91	n/a	3/19/2024	3.92	No	21	2.22	0.6407	0	None	sqrt(x)	0.001075	Param Intra 1 of 2
Chloride (mg/L)	MW-10	8.13	n/a	3/19/2024	5.01	No	21	5.306	1.318	4.762	None	No	0.001075	Param Intra 1 of 2
Chloride (mg/L)	**MW-2**	**10.47**	**n/a**	**3/19/2024**	**10.9**	**Yes**	**21**	**8.318**	**1.006**	**0**	**None**	**No**	**0.001075**	**Param Intra 1 of 2**
Chloride (mg/L)	MW-3	12.09	n/a	3/18/2024	8.88	No	20	9.902	1.015	0	None	No	0.001075	Param Intra 1 of 2
Chloride (mg/L)	MW-4	9.848	n/a	3/19/2024	6.18	No	21	7.387	1.148	0	None	No	0.001075	Param Intra 1 of 2
Chloride (mg/L)	MW-5	8.928	n/a	3/19/2024	4.79	No	12	6.159	1.131	0	None	No	0.001075	Param Intra 1 of 2
Chloride (mg/L)	MW-6	10.05	n/a	3/18/2024	5.55	No	21	6.902	1.47	4.762	None	No	0.001075	Param Intra 1 of 2
Chloride (mg/L)	MW-7	19.69	n/a	3/18/2024	8.13	No	21	12.43	3.386	0	None	No	0.001075	Param Intra 1 of 2
Chloride (mg/L)	MW-8	12.28	n/a	3/20/2024	5.26	No	22	8.739	1.664	0	None	No	0.001075	Param Intra 1 of 2
Chloride (mg/L)	MW-9	11.36	n/a	3/20/2024	6.23	No	22	2.737	0.2978	0	None	sqrt(x)	0.001075	Param Intra 1 of 2
Fluoride (mg/L)	MW-1	0.1	n/a	3/19/2024	0.1ND	No	22	n/a	n/a	72.73	n/a	n/a	0.003707	NP Intra (NDs) 1 of 2
Fluoride (mg/L)	MW-10	0.1	n/a	3/19/2024	0.0277J	No	22	n/a	n/a	95.45	n/a	n/a	0.003707	NP Intra (NDs) 1 of 2
Fluoride (mg/L)	MW-2	0.1	n/a	3/19/2024	0.0267J	No	22	n/a	n/a	81.82	n/a	n/a	0.003707	NP Intra (NDs) 1 of 2
Fluoride (mg/L)	MW-3	0.23	n/a	3/18/2024	0.0762J	No	23	n/a	n/a	8.696	n/a	n/a	0.003415	NP Intra (normality) 1 of 2
Fluoride (mg/L)	MW-4	0.1	n/a	3/19/2024	0.1ND	No	22	n/a	n/a	95.45	n/a	n/a	0.003707	NP Intra (NDs) 1 of 2
Fluoride (mg/L)	MW-5	0.1	n/a	3/19/2024	0.0333J	No	22	n/a	n/a	95.45	n/a	n/a	0.003707	NP Intra (NDs) 1 of 2
Fluoride (mg/L)	MW-6	0.1	n/a	3/18/2024	0.0268J	No	22	n/a	n/a	81.82	n/a	n/a	0.003707	NP Intra (NDs) 1 of 2
Fluoride (mg/L)	MW-7	0.1	n/a	3/18/2024	0.061J	No	22	n/a	n/a	59.09	n/a	n/a	0.003707	NP Intra (NDs) 1 of 2
Fluoride (mg/L)	MW-8	0.1	n/a	3/20/2024	0.0434J	No	22	n/a	n/a	90.91	n/a	n/a	0.003707	NP Intra (NDs) 1 of 2
Fluoride (mg/L)	MW-9	0.1	n/a	3/20/2024	0.0421J	No	22	n/a	n/a	90.91	n/a	n/a	0.003707	NP Intra (NDs) 1 of 2
pH (SU)	MW-1	5.687	4.429	3/19/2024	4.94	No	31	5.058	0.3101	0	None	No	0.0005373	Param Intra 1 of 2
pH (SU)	MW-10	5.405	4.676	3/19/2024	5.22	No	22	5.04	0.1711	0	None	No	0.0005373	Param Intra 1 of 2
pH (SU)	MW-2	5.68	4.61	3/19/2024	4.84	No	31	n/a	n/a	0	n/a	n/a	0.003811	NP Intra (normality) 1 of 2
pH (SU)	MW-3	4.764	4.208	3/18/2024	4.58	No	31	4.486	0.137	0	None	No	0.0005373	Param Intra 1 of 2
pH (SU)	MW-4	5.097	4.616	3/19/2024	4.78	No	31	4.857	0.1186	0	None	No	0.0005373	Param Intra 1 of 2
pH (SU)	MW-5	5.088	4.553	3/19/2024	4.97	No	22	4.82	0.1257	0	None	No	0.0005373	Param Intra 1 of 2
pH (SU)	MW-6	4.814	4.501	3/18/2024	4.77	No	22	4.657	0.07343	0	None	No	0.0005373	Param Intra 1 of 2
pH (SU)	MW-7	5.16	4.22	3/18/2024	4.48	No	22	n/a	n/a	0	n/a	n/a	0.007415	NP Intra (normality) 1 of 2
pH (SU)	MW-8	4.953	4.395	3/20/2024	4.84	No	21	4.674	0.1303	0	None	No	0.0005373	Param Intra 1 of 2
pH (SU)	MW-9	5.053	4.732	3/20/2024	5.01	No	22	4.893	0.07535	0	None	No	0.0005373	Param Intra 1 of 2
Sulfate (mg/L)	MW-1	12.62	n/a	3/19/2024	9.25	No	20	8.644	1.843	5	None	No	0.001075	Param Intra 1 of 2
Sulfate (mg/L)	**MW-10**	**4.98**	**n/a**	**3/19/2024**	**5**	**Yes**	**21**	**n/a**	**n/a**	**61.9**	**n/a**	**n/a**	**0.003999**	**NP Intra (NDs) 1 of 2**
Sulfate (mg/L)	MW-2	3.1	n/a	3/19/2024	0.888J	No	31	n/a	n/a	74.19	n/a	n/a	0.001905	NP Intra (NDs) 1 of 2
Sulfate (mg/L)	MW-3	19.5	n/a	3/18/2024	14.8	No	28	n/a	n/a	67.86	n/a	n/a	0.002337	NP Intra (NDs) 1 of 2
Sulfate (mg/L)	MW-4	5	n/a	3/19/2024	3	No	31	n/a	n/a	58.06	n/a	n/a	0.001905	NP Intra (NDs) 1 of 2
Sulfate (mg/L)	MW-5	7.098	n/a	3/19/2024	5.39	No	21	4.162	1.37	42.86	Kaplan-Meier	No	0.001075	Param Intra 1 of 2
Sulfate (mg/L)	**MW-6**	**3.419**	**n/a**	**3/18/2024**	**6.3**	**Yes**	**21**	**1.967**	**0.6774**	**9.524**	**None**	**No**	**0.001075**	**Param Intra 1 of 2**
Sulfate (mg/L)	MW-7	1.57	n/a	3/18/2024	1ND	No	21	n/a	n/a	90.48	n/a	n/a	0.003999	NP Intra (NDs) 1 of 2
Sulfate (mg/L)	MW-8	4.11	n/a	3/20/2024	2.34	No	21	n/a	n/a	57.14	n/a	n/a	0.003999	NP Intra (NDs) 1 of 2
Sulfate (mg/L)	MW-9	3.494	n/a	3/20/2024	2.68	No	21	1.276	0.2767	33.33	Kaplan-Meier	sqrt(x)	0.001075	Param Intra 1 of 2
Total Dissolved Solids (mg/L)	MW-1	95.71	n/a	3/19/2024	18	No	21	50.19	21.24	0	None	No	0.001075	Param Intra 1 of 2
Total Dissolved Solids (mg/L)	MW-10	57.53	n/a	3/19/2024	20	No	21	28.26	13.66	4.762	None	No	0.001075	Param Intra 1 of 2
Total Dissolved Solids (mg/L)	MW-2	58.16	n/a	3/19/2024	23	No	21	26.35	14.84	9.524	None	No	0.001075	Param Intra 1 of 2
Total Dissolved Solids (mg/L)	MW-3	93.53	n/a	3/18/2024	57	No	18	42.59	23.06	5.556	None	No	0.001075	Param Intra 1 of 2
Total Dissolved Solids (mg/L)	MW-4	60.88	n/a	3/19/2024	16	No	21	31.5	13.71	4.762	None	No	0.001075	Param Intra 1 of 2
Total Dissolved Solids (mg/L)	MW-5	57.55	n/a	3/19/2024	5ND	No	21	30.29	12.72	9.524	None	No	0.001075	Param Intra 1 of 2
Total Dissolved Solids (mg/L)	MW-6	49.19	n/a	3/18/2024	23	No	21	24.07	11.72	9.524	None	No	0.001075	Param Intra 1 of 2
Total Dissolved Solids (mg/L)	MW-7	72.75	n/a	3/18/2024	46	No	21	42.19	14.26	0	None	No	0.001075	Param Intra 1 of 2

Appendix III Intrawell Prediction Limits - All Results

Plant Daniel Data: Plant Daniel Gypsum CCR Printed 5/3/2024, 11:15 AM

Constituent	Well	Upper Lim.	Lower Lim.	Date	Observ.	Sig.	Bg N	Bg Mean	Std. Dev.	%NDs	ND Adj.	Transform	Alpha	Method
Total Dissolved Solids (mg/L)	MW-8	71.98	n/a	3/20/2024	17	No	21	38.26	15.73	4.762	None	No	0.001075	Param Intra 1 of 2
Total Dissolved Solids (mg/L)	MW-9	55.77	n/a	3/20/2024	21	No	21	30.79	11.66	4.762	None	No	0.001075	Param Intra 1 of 2

Sanitas™ v.10.0.16 . UG
Hollow symbols indicate censored values.
Within Limit

Prediction Limit

Intrawell Non-parametric

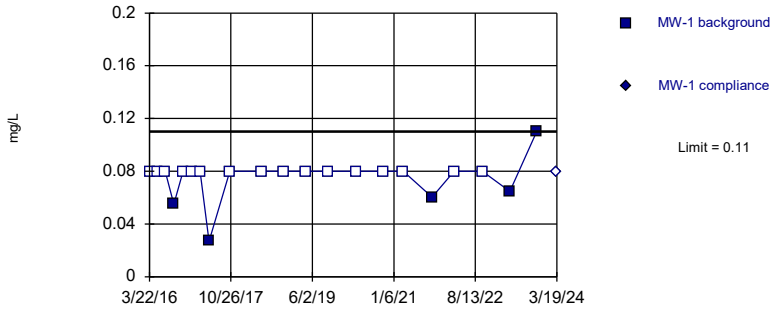

Non-parametric test used in lieu of parametric prediction limit because censored data exceeded 50%. Limit is highest of 21 background values. 76.19% NDs. Well-constituent pair annual alpha = 0.007982. Individual comparison alpha = 0.003999 (1 of 2).

Constituent: Boron Analysis Run 5/3/2024 11:12 AM View: Intrawell PL
Plant Daniel Data: Plant Daniel Gypsum CCR

Sanitas™ v.10.0.16 . UG
Hollow symbols indicate censored values.
Within Limit

Prediction Limit

Intrawell Non-parametric

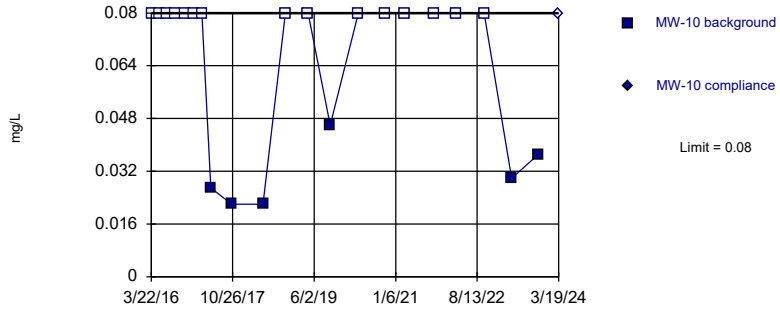

Non-parametric test used in lieu of parametric prediction limit because censored data exceeded 50%. Limit is highest of 21 background values. 71.43% NDs. Well-constituent pair annual alpha = 0.007982. Individual comparison alpha = 0.003999 (1 of 2).

Constituent: Boron Analysis Run 5/3/2024 11:12 AM View: Intrawell PL
Plant Daniel Data: Plant Daniel Gypsum CCR

Sanitas™ v.10.0.16 . UG
Hollow symbols indicate censored values.
Within Limit

Prediction Limit

Intrawell Non-parametric

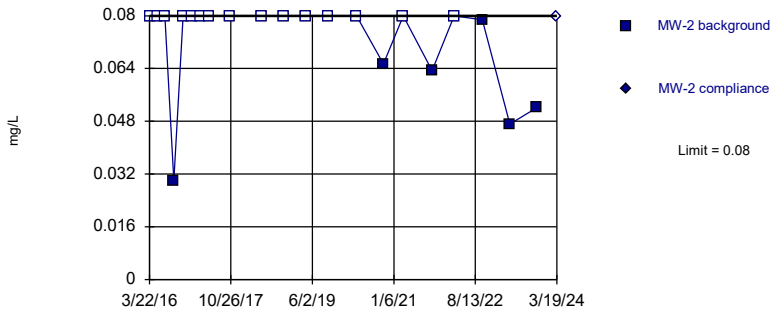

Non-parametric test used in lieu of parametric prediction limit because censored data exceeded 50%. Limit is highest of 21 background values. 71.43% NDs. Well-constituent pair annual alpha = 0.007982. Individual comparison alpha = 0.003999 (1 of 2).

Constituent: Boron Analysis Run 5/3/2024 11:12 AM View: Intrawell PL
Plant Daniel Data: Plant Daniel Gypsum CCR

Sanitas™ v.10.0.16 . UG
Hollow symbols indicate censored values.
Within Limit

Prediction Limit

Intrawell Non-parametric

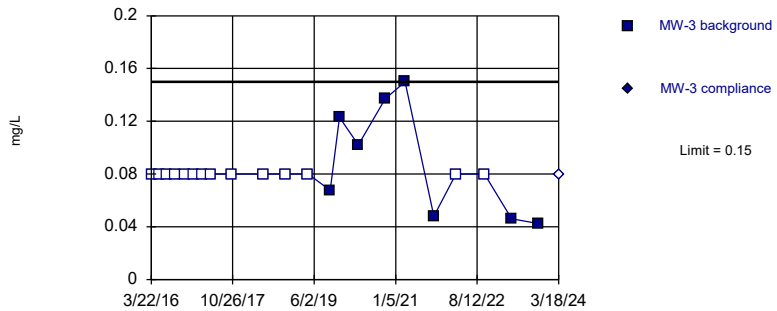

Non-parametric test used in lieu of parametric prediction limit because censored data exceeded 50%. Limit is highest of 22 background values. 63.64% NDs. Well-constituent pair annual alpha = 0.007401. Individual comparison alpha = 0.003707 (1 of 2).

Constituent: Boron Analysis Run 5/3/2024 11:12 AM View: Intrawell PL
Plant Daniel Data: Plant Daniel Gypsum CCR

Sanitas™ v.10.0.16 . UG
Hollow symbols indicate censored values.
Within Limit

Prediction Limit

Intrawell Non-parametric

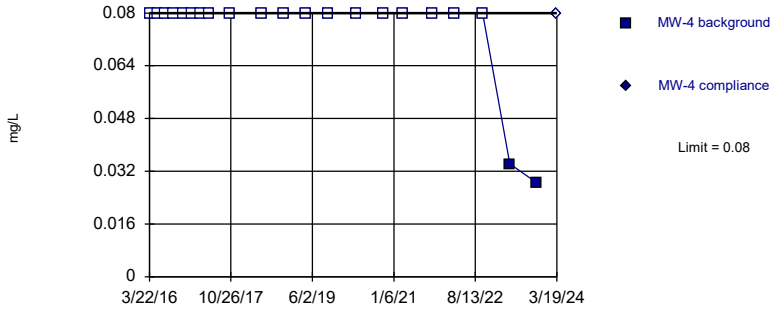

Non-parametric test used in lieu of parametric prediction limit because censored data exceeded 50%. Limit is highest of 21 background values. 90.48% NDs. Well-constituent pair annual alpha = 0.007982. Individual comparison alpha = 0.003999 (1 of 2).

Constituent: Boron Analysis Run 5/3/2024 11:12 AM View: Intrawell PL
Plant Daniel Data: Plant Daniel Gypsum CCR

Sanitas™ v.10.0.16 . UG
Hollow symbols indicate censored values.
Within Limit

Prediction Limit

Intrawell Non-parametric

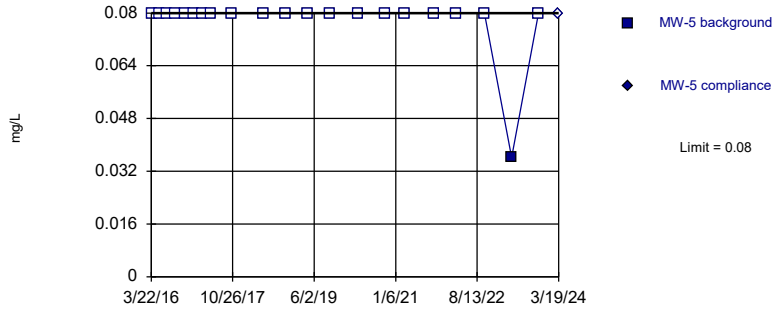

Non-parametric test used in lieu of parametric prediction limit because censored data exceeded 50%. Limit is highest of 21 background values. 95.24% NDs. Well-constituent pair annual alpha = 0.007982. Individual comparison alpha = 0.003999 (1 of 2).

Constituent: Boron Analysis Run 5/3/2024 11:12 AM View: Intrawell PL
Plant Daniel Data: Plant Daniel Gypsum CCR

Sanitas™ v.10.0.16 . UG
Hollow symbols indicate censored values.
Within Limit

Prediction Limit

Intrawell Non-parametric

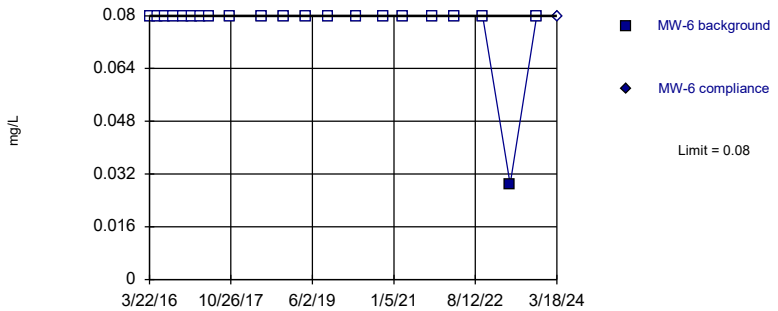

Non-parametric test used in lieu of parametric prediction limit because censored data exceeded 50%. Limit is highest of 21 background values. 95.24% NDs. Well-constituent pair annual alpha = 0.007982. Individual comparison alpha = 0.003999 (1 of 2).

Constituent: Boron Analysis Run 5/3/2024 11:12 AM View: Intrawell PL
Plant Daniel Data: Plant Daniel Gypsum CCR

Sanitas™ v.10.0.16 . UG
Hollow symbols indicate censored values.
Within Limit

Prediction Limit

Intrawell Non-parametric

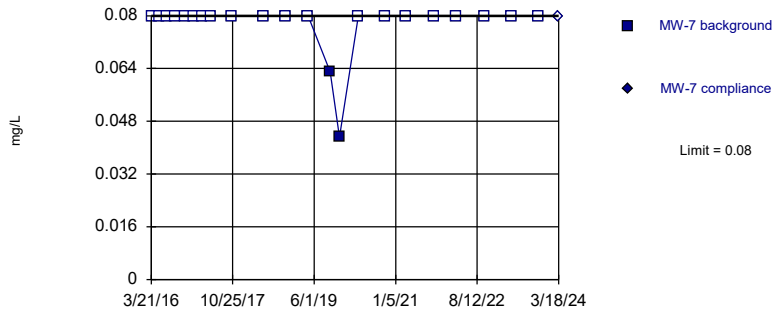

Non-parametric test used in lieu of parametric prediction limit because censored data exceeded 50%. Limit is highest of 22 background values. 90.91% NDs. Well-constituent pair annual alpha = 0.007401. Individual comparison alpha = 0.003707 (1 of 2).

Constituent: Boron Analysis Run 5/3/2024 11:12 AM View: Intrawell PL
Plant Daniel Data: Plant Daniel Gypsum CCR

Sanitas™ v.10.0.16 . UG
Hollow symbols indicate censored values.
Within Limit

Prediction Limit

Intrawell Non-parametric

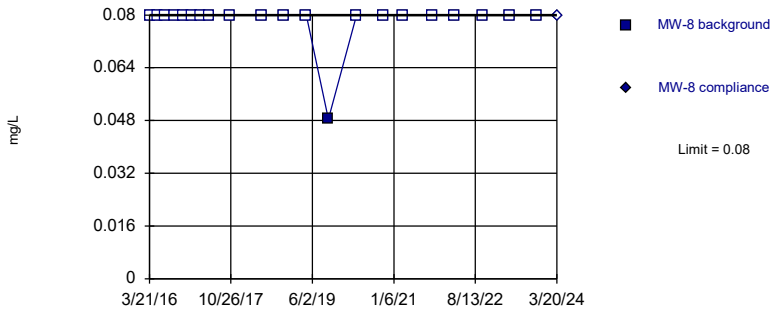

Non-parametric test used in lieu of parametric prediction limit because censored data exceeded 50%. Limit is highest of 21 background values. 95.24% NDs. Well-constituent pair annual alpha = 0.007982. Individual comparison alpha = 0.003999 (1 of 2).

Constituent: Boron Analysis Run 5/3/2024 11:12 AM View: Intrawell PL
Plant Daniel Data: Plant Daniel Gypsum CCR

Sanitas™ v.10.0.16 . UG
Hollow symbols indicate censored values.
Within Limit

Prediction Limit

Intrawell Non-parametric

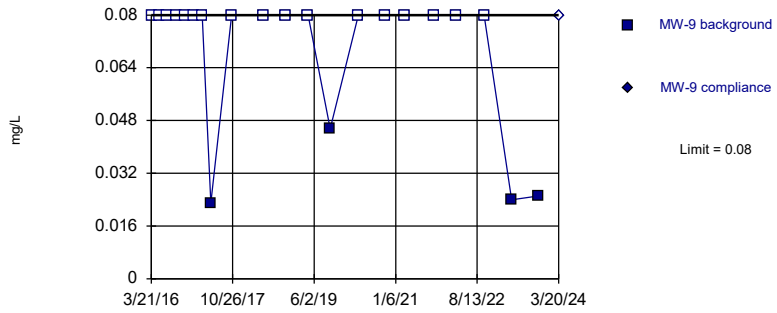

Non-parametric test used in lieu of parametric prediction limit because censored data exceeded 50%. Limit is highest of 21 background values. 80.95% NDs. Well-constituent pair annual alpha = 0.007982. Individual comparison alpha = 0.003999 (1 of 2).

Constituent: Boron Analysis Run 5/3/2024 11:12 AM View: Intrawell PL
Plant Daniel Data: Plant Daniel Gypsum CCR

Sanitas™ v.10.0.16 . UG
Within Limit

Prediction Limit

Intrawell Parametric

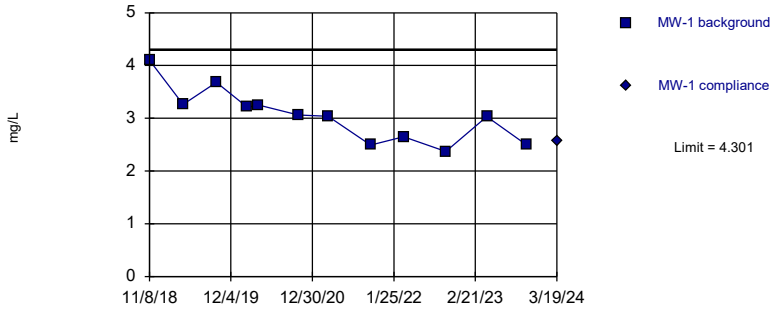

Background Data Summary: Mean=3.053, Std. Dev.=0.5098, n=12. Normality test: Shapiro Wilk @alpha = 0.05, calculated = 0.936, critical = 0.859. Kappa = 2.449 (c=7, w=7, 1 of 2, event alpha = 0.05132). Report alpha = 0.001075.

Constituent: Calcium Analysis Run 5/3/2024 11:12 AM View: Intrawell PL
Plant Daniel Data: Plant Daniel Gypsum CCR

Sanitas™ v.10.0.16 . UG
Within Limit

Prediction Limit

Intrawell Parametric

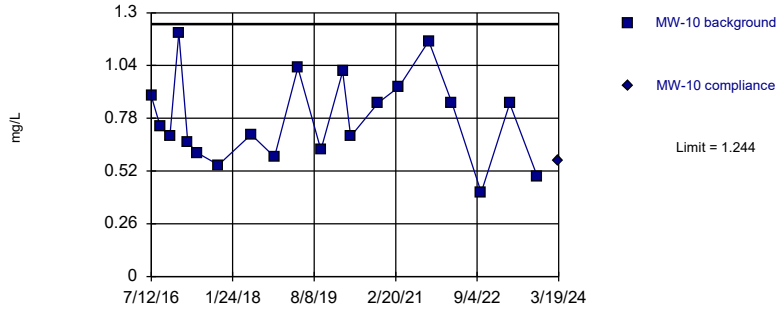

Background Data Summary: Mean=0.7776, Std. Dev.=0.216, n=20. Normality test: Shapiro Wilk @alpha = 0.01, calculated = 0.9682, critical = 0.868. Kappa = 2.158 (c=7, w=7, 1 of 2, event alpha = 0.05132). Report alpha = 0.001075.

Constituent: Calcium Analysis Run 5/3/2024 11:13 AM View: Intrawell PL
Plant Daniel Data: Plant Daniel Gypsum CCR

Sanitas™ v.10.0.16 . UG

Within Limit

Prediction Limit

Intrawell Parametric

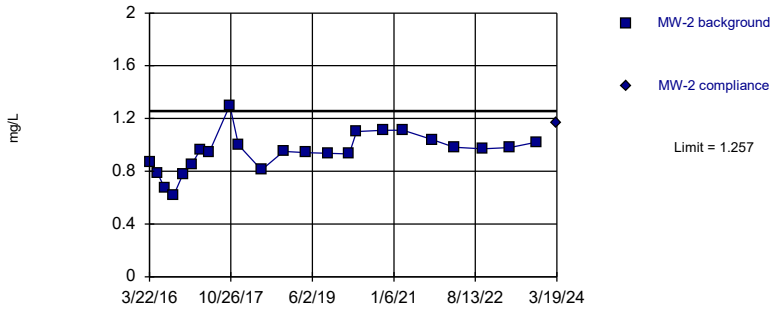

Background Data Summary: Mean=0.9417, Std. Dev.=0.1494, n=23. Normality test: Shapiro Wilk @alpha = 0.01, calculated = 0.9663, critical = 0.881. Kappa = 2.113 (c=7, w=7, 1 of 2, event alpha = 0.05132). Report alpha = 0.001075.

Constituent: Calcium Analysis Run 5/3/2024 11:13 AM View: Intrawell PL

Plant Daniel Data: Plant Daniel Gypsum CCR

Sanitas™ v.10.0.16 . UG

Within Limit

Prediction Limit

Intrawell Non-parametric

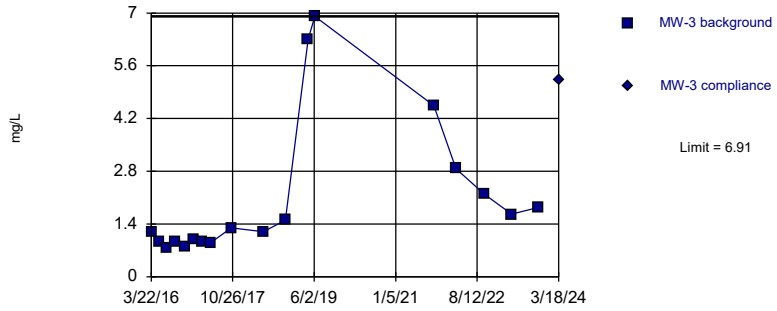

Non-parametric test used in lieu of parametric prediction limit because the Shapiro Wilk normality test showed the data to be non-normal at the 0.05 alpha level. Limit is highest of 18 background values. Well-constituent pair annual alpha = 0.01072. Individual comparison alpha = 0.005373 (1 of 2).

Constituent: Calcium Analysis Run 5/3/2024 11:13 AM View: Intrawell PL

Plant Daniel Data: Plant Daniel Gypsum CCR

Sanitas™ v.10.0.16 . UG

Within Limit

Prediction Limit

Intrawell Parametric

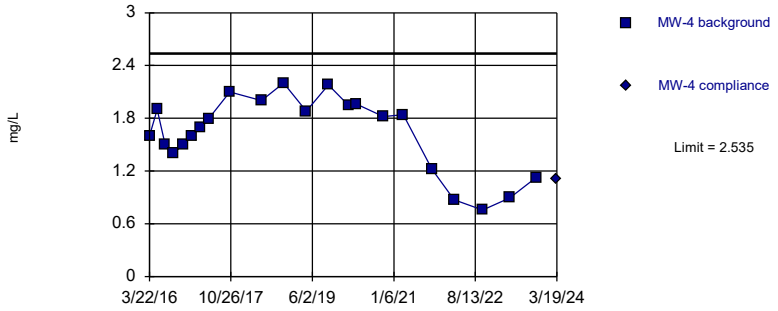

Background Data Summary: Mean=1.627, Std. Dev.=0.4269, n=22. Normality test: Shapiro Wilk @alpha = 0.01, calculated = 0.9268, critical = 0.878. Kappa = 2.128 (c=7, w=7, 1 of 2, event alpha = 0.05132). Report alpha = 0.001075.

Constituent: Calcium Analysis Run 5/3/2024 11:13 AM View: Intrawell PL

Plant Daniel Data: Plant Daniel Gypsum CCR

Sanitas™ v.10.0.16 . UG

Within Limit

Prediction Limit

Intrawell Parametric

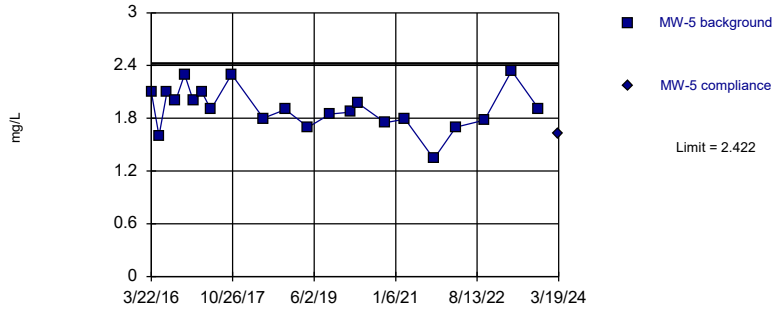

Background Data Summary: Mean=1.914, Std. Dev.=0.2391, n=22. Normality test: Shapiro Wilk @alpha = 0.01, calculated = 0.9679, critical = 0.878. Kappa = 2.128 (c=7, w=7, 1 of 2, event alpha = 0.05132). Report alpha = 0.001075.

Constituent: Calcium Analysis Run 5/3/2024 11:13 AM View: Intrawell PL

Plant Daniel Data: Plant Daniel Gypsum CCR

Sanitas™ v.10.0.16 . UG

Within Limit

Prediction Limit

Intrawell Parametric

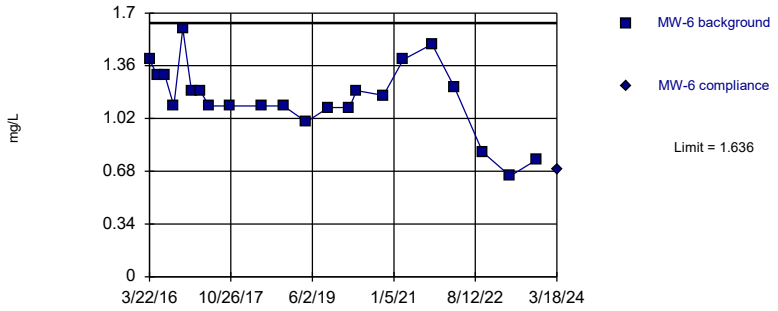

Background Data Summary: Mean=1.153, Std. Dev.=0.2266, n=22. Normality test: Shapiro Wilk @alpha = 0.01, calculated = 0.9492, critical = 0.878. Kappa = 2.128 (c=7, w=7, 1 of 2, event alpha = 0.05132). Report alpha = 0.001075.

Constituent: Calcium Analysis Run 5/3/2024 11:13 AM View: Intrawell PL

Plant Daniel Data: Plant Daniel Gypsum CCR

Sanitas™ v.10.0.16 . UG

Within Limit

Prediction Limit

Intrawell Parametric

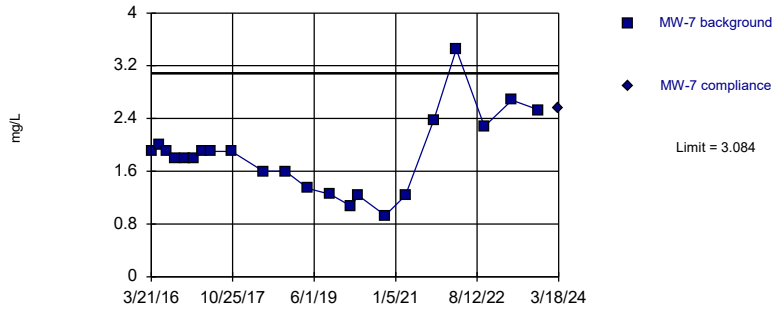

Background Data Summary: Mean=1.84, Std. Dev.=0.585, n=22. Normality test: Shapiro Wilk @alpha = 0.01, calculated = 0.9356, critical = 0.878. Kappa = 2.128 (c=7, w=7, 1 of 2, event alpha = 0.05132). Report alpha = 0.001075.

Constituent: Calcium Analysis Run 5/3/2024 11:13 AM View: Intrawell PL

Plant Daniel Data: Plant Daniel Gypsum CCR

Sanitas™ v.10.0.16 . UG

Within Limit

Prediction Limit

Intrawell Parametric

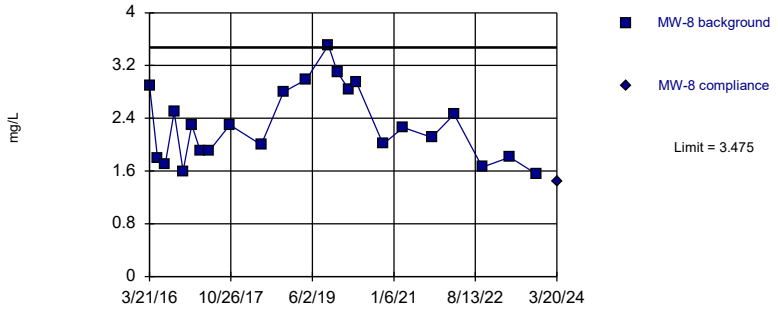

Background Data Summary: Mean=2.301, Std. Dev.=0.5556, n=23. Normality test: Shapiro Wilk @alpha = 0.01, calculated = 0.9404, critical = 0.881. Kappa = 2.113 (c=7, w=7, 1 of 2, event alpha = 0.05132). Report alpha = 0.001075.

Constituent: Calcium Analysis Run 5/3/2024 11:13 AM View: Intrawell PL

Plant Daniel Data: Plant Daniel Gypsum CCR

Sanitas™ v.10.0.16 . UG

Within Limit

Prediction Limit

Intrawell Parametric

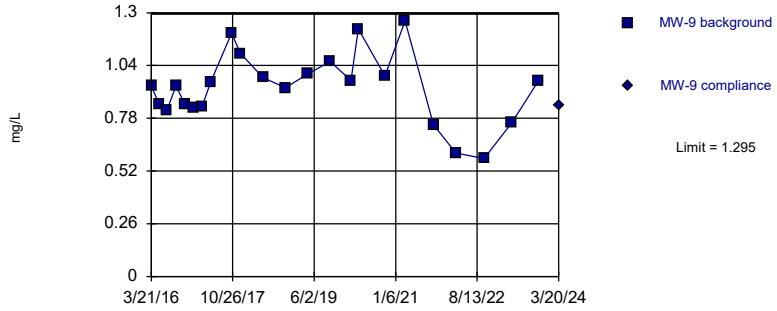

Background Data Summary: Mean=0.9302, Std. Dev.=0.1728, n=23. Normality test: Shapiro Wilk @alpha = 0.01, calculated = 0.9664, critical = 0.881. Kappa = 2.113 (c=7, w=7, 1 of 2, event alpha = 0.05132). Report alpha = 0.001075.

Constituent: Calcium Analysis Run 5/3/2024 11:13 AM View: Intrawell PL

Plant Daniel Data: Plant Daniel Gypsum CCR

Sanitas™ v.10.0.16 . UG

Within Limit

Prediction Limit

Intrawell Parametric

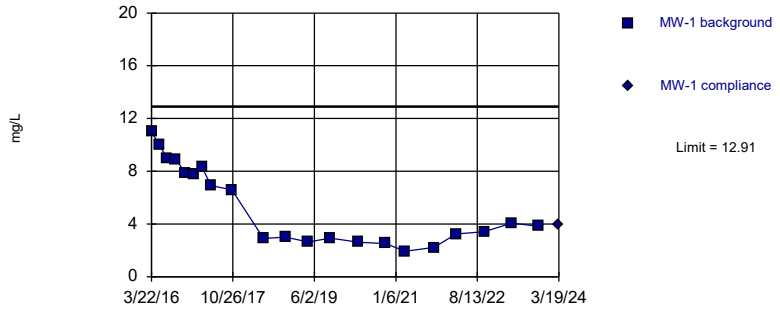

Background Data Summary (based on square root transformation): Mean=2.22, Std. Dev.=0.6407, n=21. Normality test: Shapiro Wilk @alpha = 0.01, calculated = 0.8805, critical = 0.873. Kappa = 2.143 (c=7, w=7, 1 of 2, event alpha = 0.05132). Report alpha = 0.001075.

Constituent: Chloride Analysis Run 5/3/2024 11:13 AM View: Intrawell PL

Plant Daniel Data: Plant Daniel Gypsum CCR

Sanitas™ v.10.0.16 . UG

Hollow symbols indicate censored values.

Within Limit

Prediction Limit

Intrawell Parametric

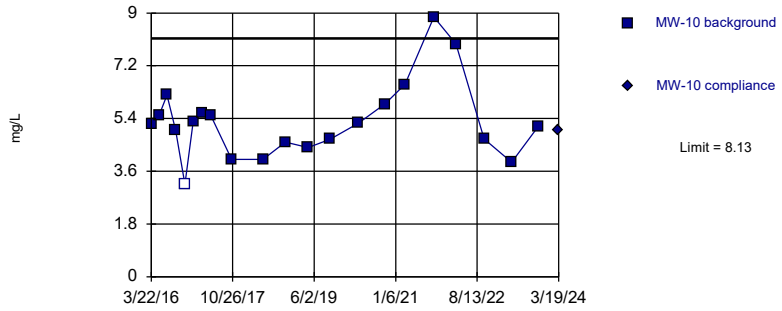

Background Data Summary: Mean=5.306, Std. Dev.=1.318, n=21, 4.762% NDs. Normality test: Shapiro Wilk @alpha = 0.01, calculated = 0.9149, critical = 0.873. Kappa = 2.143 (c=7, w=7, 1 of 2, event alpha = 0.05132). Report alpha = 0.001075.

Constituent: Chloride Analysis Run 5/3/2024 11:13 AM View: Intrawell PL

Plant Daniel Data: Plant Daniel Gypsum CCR

Sanitas™ v.10.0.16 . UG

Exceeds Limit

Prediction Limit

Intrawell Parametric

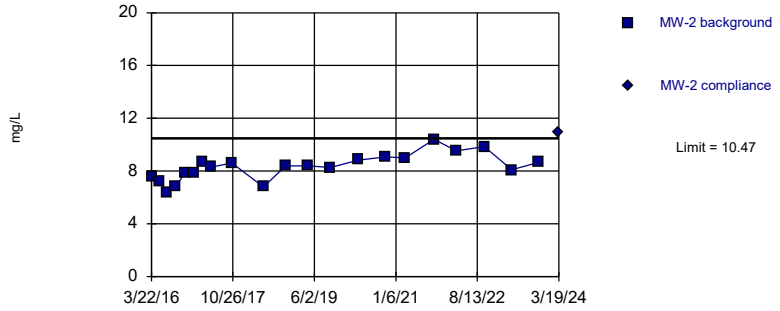

Background Data Summary: Mean=8.318, Std. Dev.=1.006, n=21. Normality test: Shapiro Wilk @alpha = 0.01, calculated = 0.9799, critical = 0.873. Kappa = 2.143 (c=7, w=7, 1 of 2, event alpha = 0.05132). Report alpha = 0.001075.

Constituent: Chloride Analysis Run 5/3/2024 11:13 AM View: Intrawell PL

Plant Daniel Data: Plant Daniel Gypsum CCR

Sanitas™ v.10.0.16 . UG

Within Limit

Prediction Limit

Intrawell Parametric

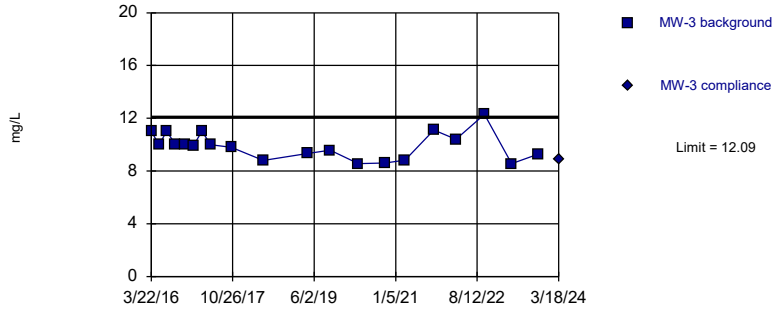

Background Data Summary: Mean=9.902, Std. Dev.=1.015, n=20. Normality test: Shapiro Wilk @alpha = 0.01, calculated = 0.9383, critical = 0.868. Kappa = 2.158 (c=7, w=7, 1 of 2, event alpha = 0.05132). Report alpha = 0.001075.

Constituent: Chloride Analysis Run 5/3/2024 11:13 AM View: Intrawell PL

Plant Daniel Data: Plant Daniel Gypsum CCR

Sanitas™ v.10.0.16 . UG

Within Limit

Prediction Limit

Intrawell Parametric

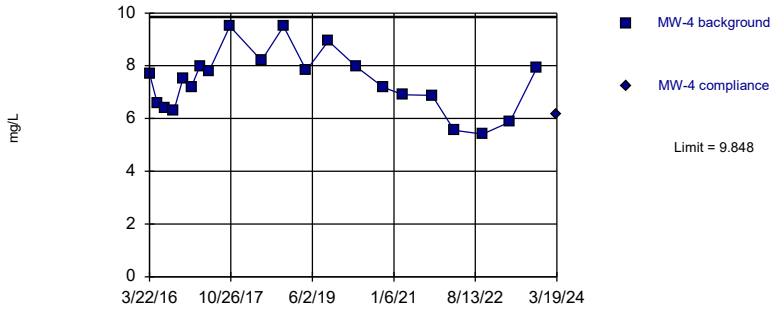

Background Data Summary: Mean=7.387, Std. Dev.=1.148, n=21. Normality test: Shapiro Wilk @alpha = 0.01, calculated = 0.9673, critical = 0.873. Kappa = 2.143 (c=7, w=7, 1 of 2, event alpha = 0.05132). Report alpha = 0.001075.

Constituent: Chloride Analysis Run 5/3/2024 11:13 AM View: Intrawell PL

Plant Daniel Data: Plant Daniel Gypsum CCR

Sanitas™ v.10.0.16 . UG

Within Limit

Prediction Limit

Intrawell Parametric

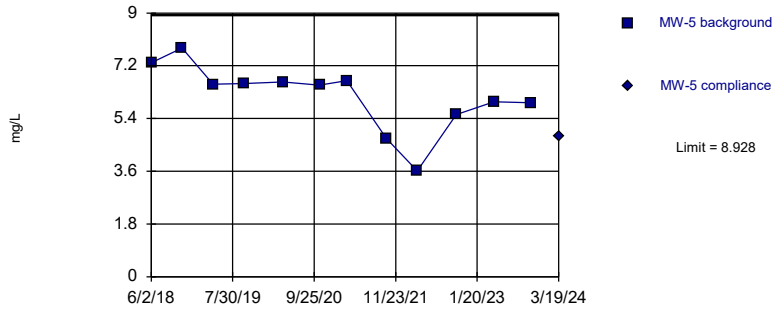

Background Data Summary: Mean=6.159, Std. Dev.=1.131, n=12. Normality test: Shapiro Wilk @alpha = 0.05, calculated = 0.9188, critical = 0.859. Kappa = 2.449 (c=7, w=7, 1 of 2, event alpha = 0.05132). Report alpha = 0.001075.

Constituent: Chloride Analysis Run 5/3/2024 11:13 AM View: Intrawell PL

Plant Daniel Data: Plant Daniel Gypsum CCR

Sanitas™ v.10.0.16 . UG

Hollow symbols indicate censored values.

Within Limit

Prediction Limit

Intrawell Parametric

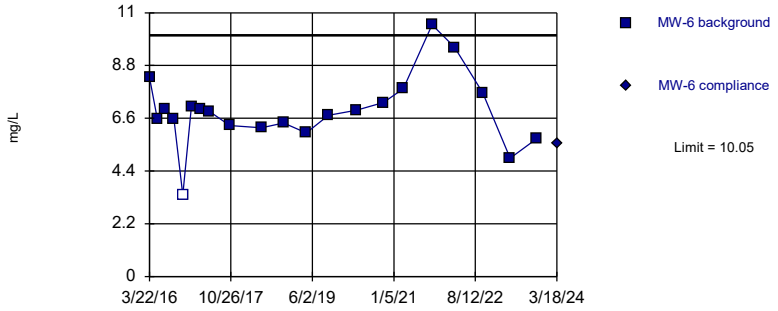

Background Data Summary: Mean=6.902, Std. Dev.=1.47, n=21, 4.762% NDs. Normality test: Shapiro Wilk @alpha = 0.01, calculated = 0.9307, critical = 0.873. Kappa = 2.143 (c=7, w=7, 1 of 2, event alpha = 0.05132). Report alpha = 0.001075.

Constituent: Chloride Analysis Run 5/3/2024 11:13 AM View: Intrawell PL

Plant Daniel Data: Plant Daniel Gypsum CCR

Sanitas™ v.10.0.16 . UG

Within Limit

Prediction Limit

Intrawell Parametric

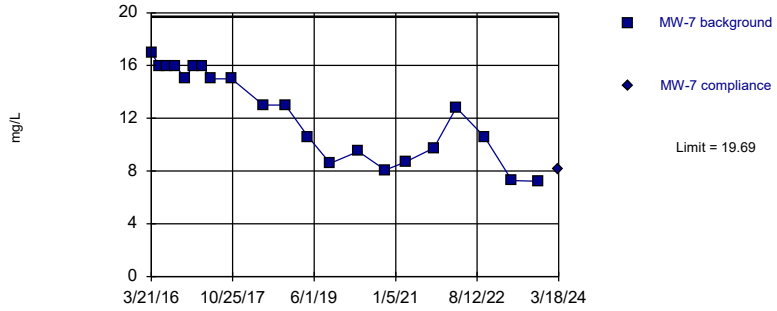

Background Data Summary: Mean=12.43, Std. Dev.=3.386, n=21. Normality test: Shapiro Wilk @alpha = 0.01, calculated = 0.8896, critical = 0.873. Kappa = 2.143 (c=7, w=7, 1 of 2, event alpha = 0.05132). Report alpha = 0.001075.

Constituent: Chloride Analysis Run 5/3/2024 11:13 AM View: Intrawell PL

Plant Daniel Data: Plant Daniel Gypsum CCR

Sanitas™ v.10.0.16 . UG

Within Limit

Prediction Limit

Intrawell Parametric

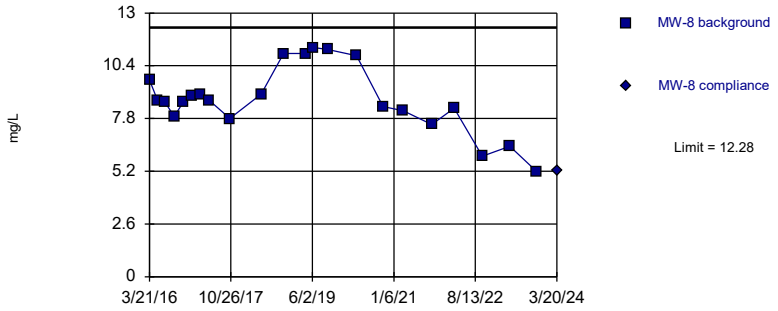

Background Data Summary: Mean=8.739, Std. Dev.=1.664, n=22. Normality test: Shapiro Wilk @alpha = 0.01, calculated = 0.9377, critical = 0.878. Kappa = 2.128 (c=7, w=7, 1 of 2, event alpha = 0.05132). Report alpha = 0.001075.

Constituent: Chloride Analysis Run 5/3/2024 11:13 AM View: Intrawell PL

Plant Daniel Data: Plant Daniel Gypsum CCR

Sanitas™ v.10.0.16 . UG

Within Limit

Prediction Limit

Intrawell Parametric

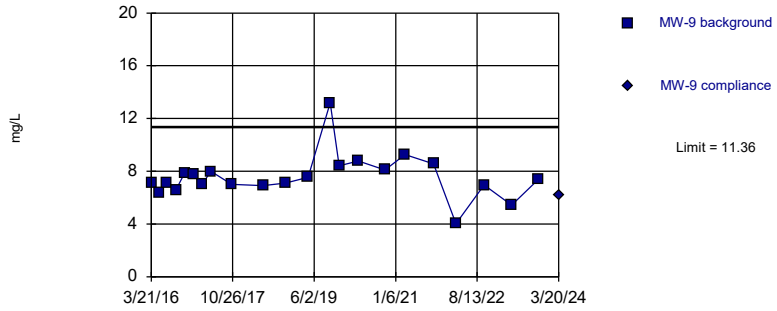

Background Data Summary (based on square root transformation): Mean=2.737, Std. Dev.=0.2978, n=22. Normality test: Shapiro Wilk @alpha = 0.01, calculated = 0.8855, critical = 0.878. Kappa = 2.128 (c=7, w=7, 1 of 2, event alpha = 0.05132). Report alpha = 0.001075.

Constituent: Chloride Analysis Run 5/3/2024 11:13 AM View: Intrawell PL

Plant Daniel Data: Plant Daniel Gypsum CCR

Sanitas™ v.10.0.16 . UG

Hollow symbols indicate censored values.

Within Limit

Prediction Limit

Intrawell Non-parametric

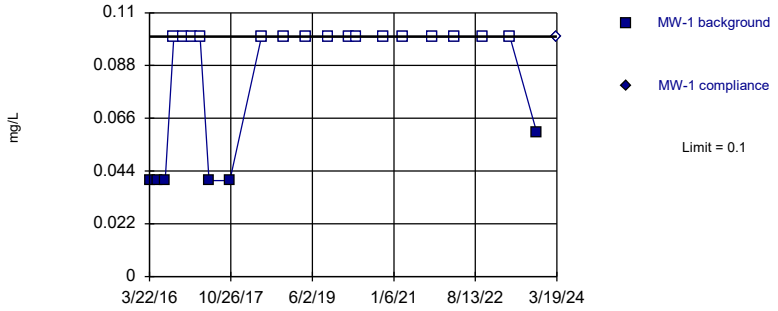

Non-parametric test used in lieu of parametric prediction limit because censored data exceeded 50%. Limit is highest of 22 background values. 72.73% NDs. Well-constituent pair annual alpha = 0.007401. Individual comparison alpha = 0.003707 (1 of 2).

Constituent: Fluoride Analysis Run 5/3/2024 11:13 AM View: Intrawell PL

Plant Daniel Data: Plant Daniel Gypsum CCR

Sanitas™ v.10.0.16 . UG

Hollow symbols indicate censored values.

Within Limit

Prediction Limit

Intrawell Non-parametric

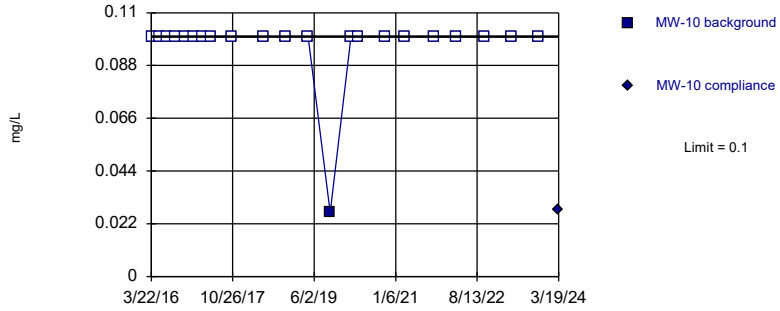

Non-parametric test used in lieu of parametric prediction limit because censored data exceeded 50%. Limit is highest of 22 background values. 95.45% NDs. Well-constituent pair annual alpha = 0.007401. Individual comparison alpha = 0.003707 (1 of 2).

Constituent: Fluoride Analysis Run 5/3/2024 11:13 AM View: Intrawell PL

Plant Daniel Data: Plant Daniel Gypsum CCR

Sanitas™ v.10.0.16 . UG
Hollow symbols indicate censored values.
Within Limit

Prediction Limit

Intrawell Non-parametric

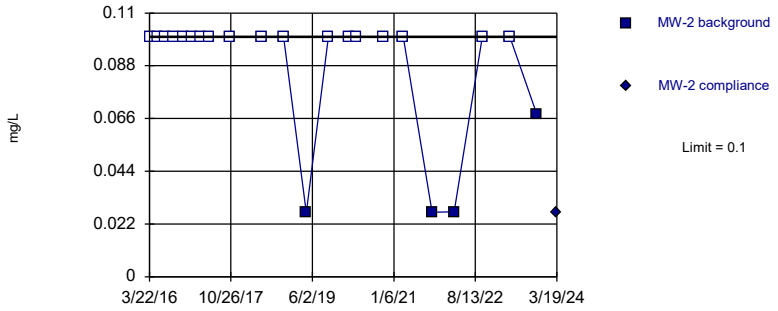

Non-parametric test used in lieu of parametric prediction limit because censored data exceeded 50%. Limit is highest of 22 background values. 81.82% NDs. Well-constituent pair annual alpha = 0.007401. Individual comparison alpha = 0.003707 (1 of 2).

Constituent: Fluoride Analysis Run 5/3/2024 11:13 AM View: Intrawell PL
Plant Daniel Data: Plant Daniel Gypsum CCR

Sanitas™ v.10.0.16 . UG
Hollow symbols indicate censored values.
Within Limit

Prediction Limit

Intrawell Non-parametric

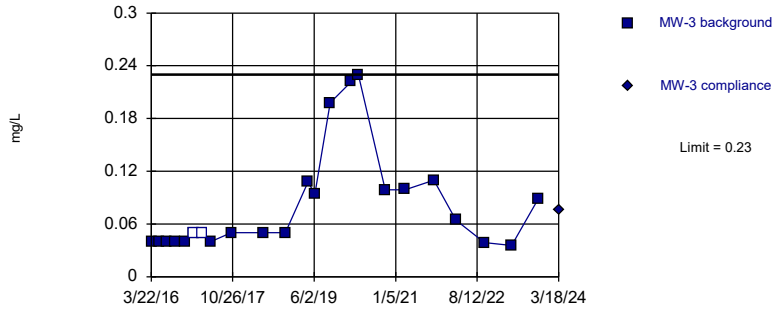

Non-parametric test used in lieu of parametric prediction limit because the Shapiro Wilk normality test showed the data to be non-normal at the 0.01 alpha level. Limit is highest of 23 background values. 8.696% NDs. Well-constituent pair annual alpha = 0.006819. Individual comparison alpha = 0.003415 (1 of 2).

Constituent: Fluoride Analysis Run 5/3/2024 11:13 AM View: Intrawell PL
Plant Daniel Data: Plant Daniel Gypsum CCR

Sanitas™ v.10.0.16 . UG
Hollow symbols indicate censored values.
Within Limit

Prediction Limit

Intrawell Non-parametric

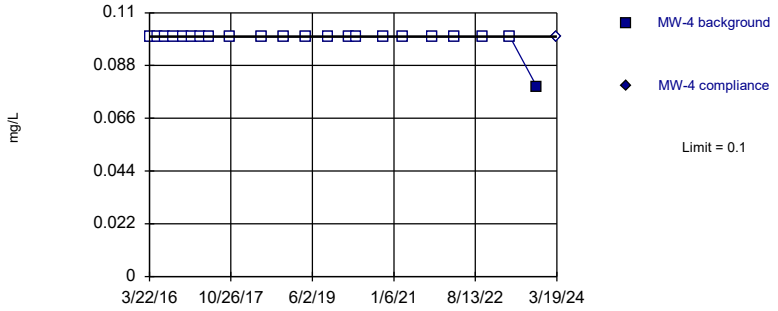

Non-parametric test used in lieu of parametric prediction limit because censored data exceeded 50%. Limit is highest of 22 background values. 95.45% NDs. Well-constituent pair annual alpha = 0.007401. Individual comparison alpha = 0.003707 (1 of 2).

Constituent: Fluoride Analysis Run 5/3/2024 11:13 AM View: Intrawell PL
Plant Daniel Data: Plant Daniel Gypsum CCR

Sanitas™ v.10.0.16 . UG
Hollow symbols indicate censored values.
Within Limit

Prediction Limit

Intrawell Non-parametric

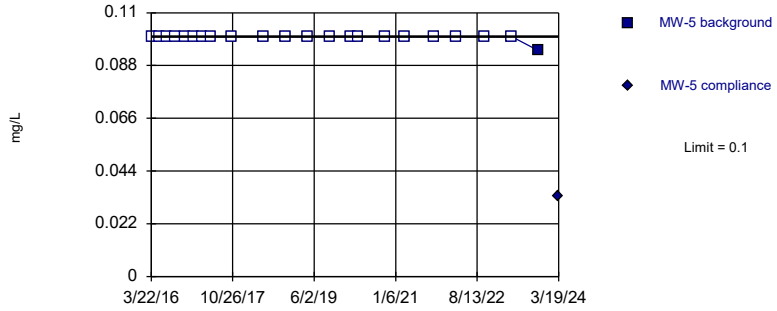

Non-parametric test used in lieu of parametric prediction limit because censored data exceeded 50%. Limit is highest of 22 background values. 95.45% NDs. Well-constituent pair annual alpha = 0.007401. Individual comparison alpha = 0.003707 (1 of 2).

Constituent: Fluoride Analysis Run 5/3/2024 11:13 AM View: Intrawell PL
Plant Daniel Data: Plant Daniel Gypsum CCR

Sanitas™ v.10.0.16 . UG
Hollow symbols indicate censored values.
Within Limit

Prediction Limit

Intrawell Non-parametric

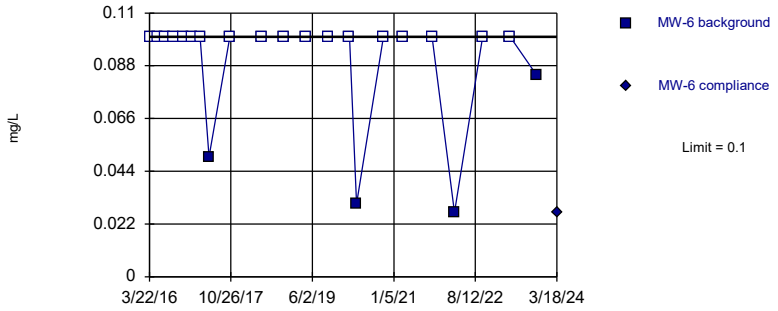

Non-parametric test used in lieu of parametric prediction limit because censored data exceeded 50%. Limit is highest of 22 background values. 81.82% NDs. Well-constituent pair annual alpha = 0.007401. Individual comparison alpha = 0.003707 (1 of 2).

Constituent: Fluoride Analysis Run 5/3/2024 11:13 AM View: Intrawell PL
Plant Daniel Data: Plant Daniel Gypsum CCR

Sanitas™ v.10.0.16 . UG
Hollow symbols indicate censored values.
Within Limit

Prediction Limit

Intrawell Non-parametric

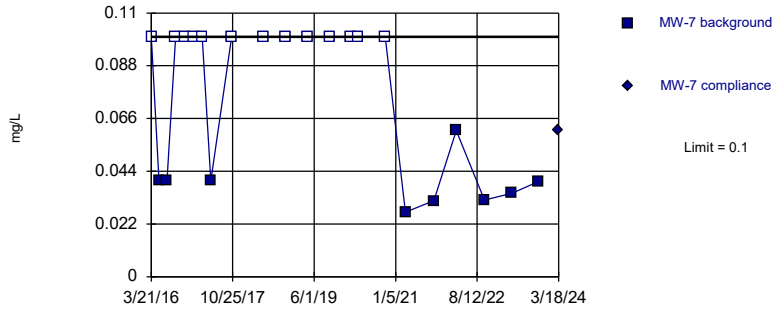

Non-parametric test used in lieu of parametric prediction limit because censored data exceeded 50%. Limit is highest of 22 background values. 59.09% NDs. Well-constituent pair annual alpha = 0.007401. Individual comparison alpha = 0.003707 (1 of 2).

Constituent: Fluoride Analysis Run 5/3/2024 11:13 AM View: Intrawell PL
Plant Daniel Data: Plant Daniel Gypsum CCR

Sanitas™ v.10.0.16 . UG
Hollow symbols indicate censored values.
Within Limit

Prediction Limit

Intrawell Non-parametric

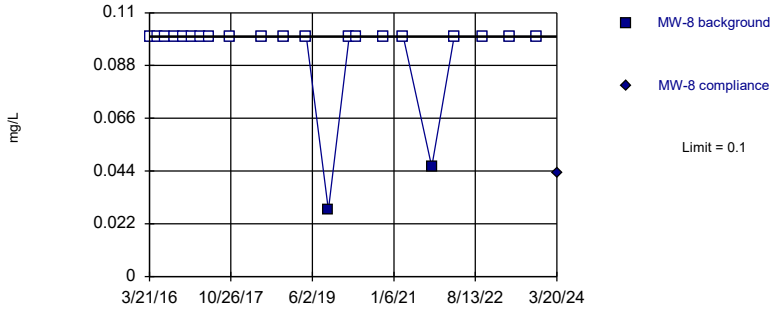

Non-parametric test used in lieu of parametric prediction limit because censored data exceeded 50%. Limit is highest of 22 background values. 90.91% NDs. Well-constituent pair annual alpha = 0.007401. Individual comparison alpha = 0.003707 (1 of 2).

Constituent: Fluoride Analysis Run 5/3/2024 11:13 AM View: Intrawell PL
Plant Daniel Data: Plant Daniel Gypsum CCR

Sanitas™ v.10.0.16 . UG
Hollow symbols indicate censored values.
Within Limit

Prediction Limit

Intrawell Non-parametric

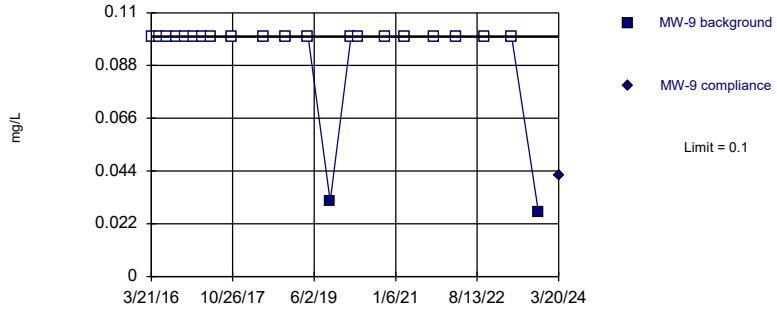

Non-parametric test used in lieu of parametric prediction limit because censored data exceeded 50%. Limit is highest of 22 background values. 90.91% NDs. Well-constituent pair annual alpha = 0.007401. Individual comparison alpha = 0.003707 (1 of 2).

Constituent: Fluoride Analysis Run 5/3/2024 11:13 AM View: Intrawell PL
Plant Daniel Data: Plant Daniel Gypsum CCR

Sanitas™ v.10.0.16 . UG

Within Limits

Prediction Limit

Intrawell Parametric

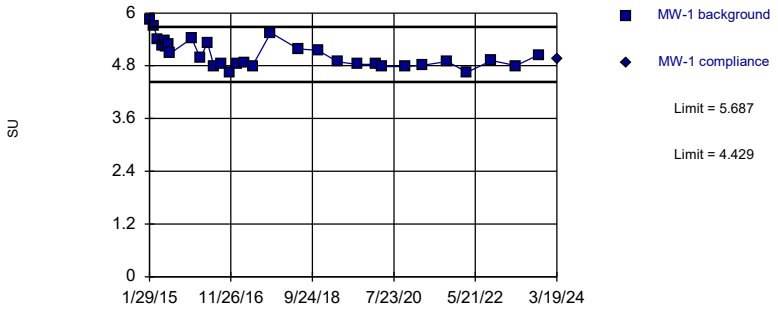

Background Data Summary: Mean=5.058, Std. Dev.=0.3101, n=31. Normality test: Shapiro Wilk @alpha = 0.01, calculated = 0.905, critical = 0.902. Kappa = 2.029 (c=7, w=7, 1 of 2, event alpha = 0.05132). Report alpha = 0.001075.

Constituent: pH Analysis Run 5/3/2024 11:13 AM View: Intrawell PL

Plant Daniel Data: Plant Daniel Gypsum CCR

Sanitas™ v.10.0.16 . UG

Within Limits

Prediction Limit

Intrawell Parametric

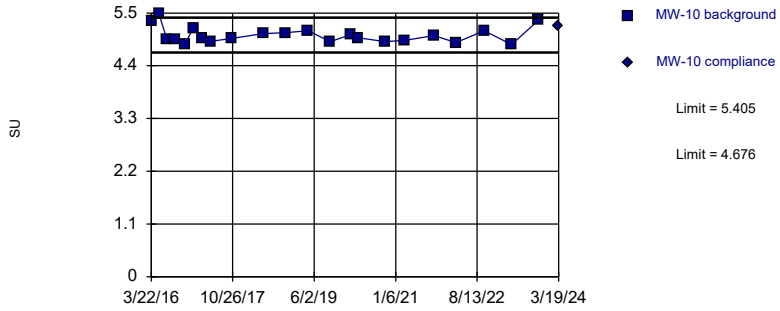

Background Data Summary: Mean=5.04, Std. Dev.=0.1711, n=22. Normality test: Shapiro Wilk @alpha = 0.01, calculated = 0.8812, critical = 0.878. Kappa = 2.128 (c=7, w=7, 1 of 2, event alpha = 0.05132). Report alpha = 0.001075.

Constituent: pH Analysis Run 5/3/2024 11:13 AM View: Intrawell PL

Plant Daniel Data: Plant Daniel Gypsum CCR

Sanitas™ v.10.0.16 . UG

Within Limits

Prediction Limit

Intrawell Non-parametric

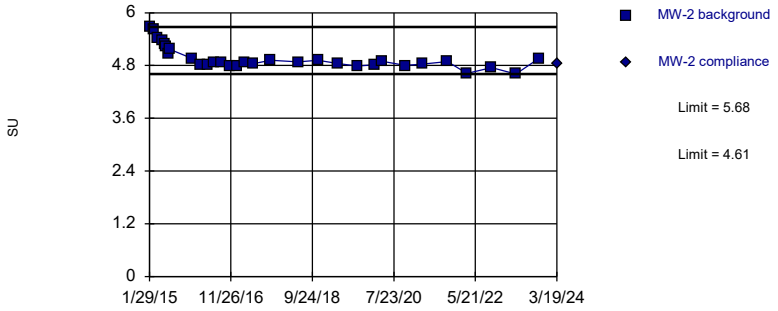

Non-parametric test used in lieu of parametric prediction limit because the Shapiro Wilk normality test showed the data to be non-normal at the 0.01 alpha level. Limits are highest and lowest of 31 background values. Well-constituent pair annual alpha = 0.007614. Individual comparison alpha = 0.003811 (1 of 2).

Constituent: pH Analysis Run 5/3/2024 11:13 AM View: Intrawell PL

Plant Daniel Data: Plant Daniel Gypsum CCR

Sanitas™ v.10.0.16 . UG

Within Limits

Prediction Limit

Intrawell Parametric

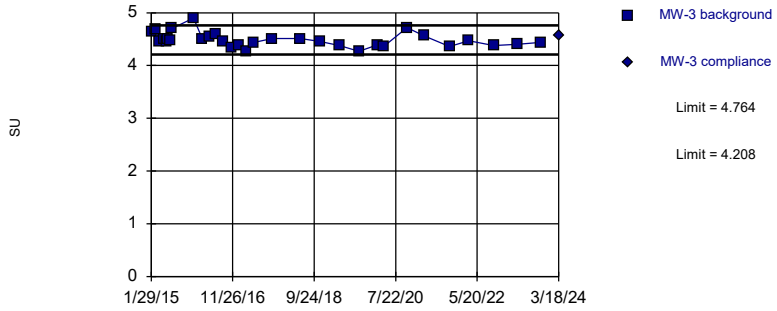

Background Data Summary: Mean=4.486, Std. Dev.=0.137, n=31. Normality test: Shapiro Wilk @alpha = 0.01, calculated = 0.9356, critical = 0.902. Kappa = 2.029 (c=7, w=7, 1 of 2, event alpha = 0.05132). Report alpha = 0.001075.

Constituent: pH Analysis Run 5/3/2024 11:13 AM View: Intrawell PL

Plant Daniel Data: Plant Daniel Gypsum CCR

Sanitas™ v.10.0.16 . UG

Within Limits

Prediction Limit

Intrawell Parametric

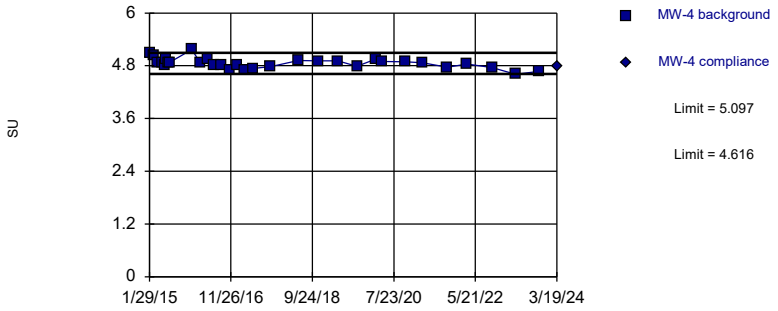

Background Data Summary: Mean=4.857, Std. Dev.=0.1186, n=31. Normality test: Shapiro Wilk @alpha = 0.01, calculated = 0.9711, critical = 0.902. Kappa = 2.029 (c=7, w=7, 1 of 2, event alpha = 0.05132). Report alpha = 0.001075.

Constituent: pH Analysis Run 5/3/2024 11:13 AM View: Intrawell PL

Plant Daniel Data: Plant Daniel Gypsum CCR

Sanitas™ v.10.0.16 . UG

Within Limits

Prediction Limit

Intrawell Parametric

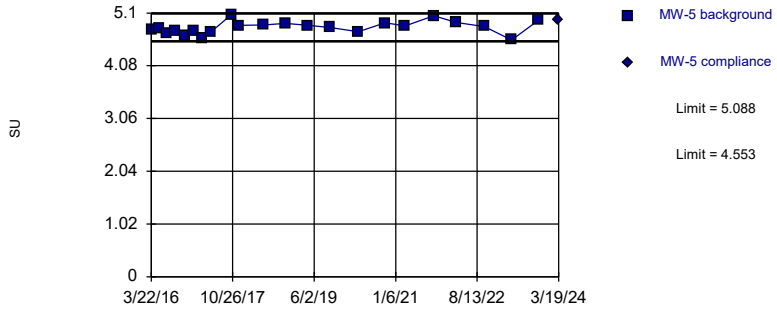

Background Data Summary: Mean=4.82, Std. Dev.=0.1257, n=22. Normality test: Shapiro Wilk @alpha = 0.01, calculated = 0.9808, critical = 0.878. Kappa = 2.128 (c=7, w=7, 1 of 2, event alpha = 0.05132). Report alpha = 0.001075.

Constituent: pH Analysis Run 5/3/2024 11:13 AM View: Intrawell PL

Plant Daniel Data: Plant Daniel Gypsum CCR

Sanitas™ v.10.0.16 . UG

Within Limits

Prediction Limit

Intrawell Parametric

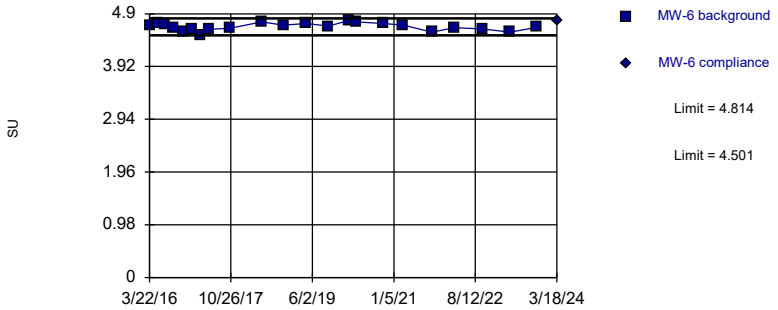

Background Data Summary: Mean=4.657, Std. Dev.=0.07343, n=22. Normality test: Shapiro Wilk @alpha = 0.01, calculated = 0.9754, critical = 0.878. Kappa = 2.128 (c=7, w=7, 1 of 2, event alpha = 0.05132). Report alpha = 0.001075.

Constituent: pH Analysis Run 5/3/2024 11:13 AM View: Intrawell PL

Plant Daniel Data: Plant Daniel Gypsum CCR

Sanitas™ v.10.0.16 . UG

Within Limits

Prediction Limit

Intrawell Non-parametric

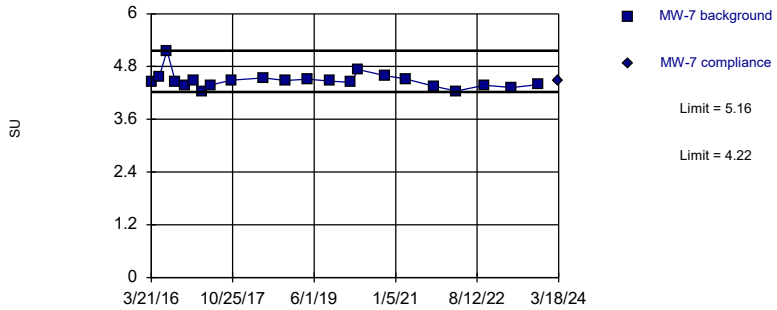

Non-parametric test used in lieu of parametric prediction limit because the Shapiro Wilk normality test showed the data to be non-normal at the 0.01 alpha level. Limits are highest and lowest of 22 background values. Well-constituent pair annual alpha = 0.0148. Individual comparison alpha = 0.007415 (1 of 2).

Constituent: pH Analysis Run 5/3/2024 11:13 AM View: Intrawell PL

Plant Daniel Data: Plant Daniel Gypsum CCR

Sanitas™ v.10.0.16 . UG

Within Limits

Prediction Limit

Intrawell Parametric

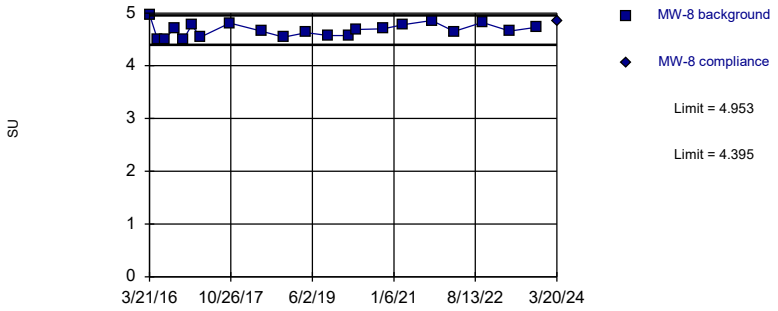

Background Data Summary: Mean=4.674, Std. Dev.=0.1303, n=21. Normality test: Shapiro Wilk @alpha = 0.01, calculated = 0.963, critical = 0.873. Kappa = 2.143 (c=7, w=7, 1 of 2, event alpha = 0.05132). Report alpha = 0.001075.

Constituent: pH Analysis Run 5/3/2024 11:13 AM View: Intrawell PL

Plant Daniel Data: Plant Daniel Gypsum CCR

Sanitas™ v.10.0.16 . UG

Within Limits

Prediction Limit

Intrawell Parametric

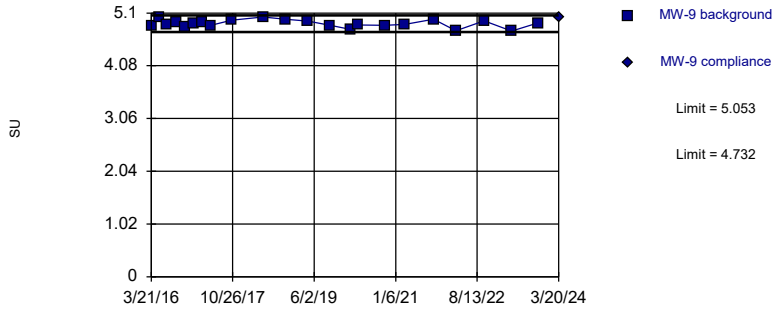

Background Data Summary: Mean=4.893, Std. Dev.=0.07535, n=22. Normality test: Shapiro Wilk @alpha = 0.01, calculated = 0.9689, critical = 0.878. Kappa = 2.128 (c=7, w=7, 1 of 2, event alpha = 0.05132). Report alpha = 0.001075.

Constituent: pH Analysis Run 5/3/2024 11:13 AM View: Intrawell PL

Plant Daniel Data: Plant Daniel Gypsum CCR

Sanitas™ v.10.0.16 . UG

Hollow symbols indicate censored values.

Within Limit

Prediction Limit

Intrawell Parametric

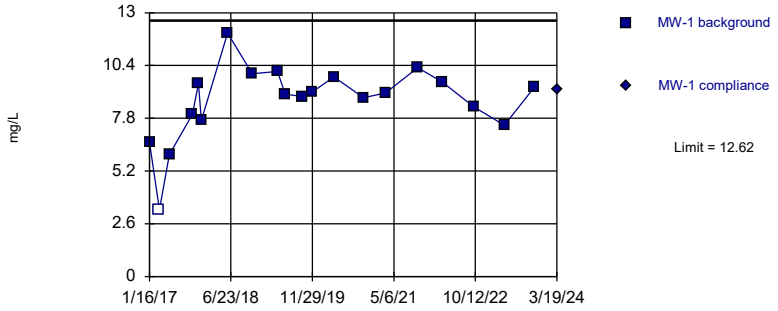

Background Data Summary: Mean=8.644, Std. Dev.=1.843, n=20, 5% NDs. Normality test: Shapiro Wilk @alpha = 0.01, calculated = 0.9092, critical = 0.868. Kappa = 2.158 (c=7, w=7, 1 of 2, event alpha = 0.05132). Report alpha = 0.001075.

Constituent: Sulfate Analysis Run 5/3/2024 11:13 AM View: Intrawell PL

Plant Daniel Data: Plant Daniel Gypsum CCR

Sanitas™ v.10.0.16 . UG

Hollow symbols indicate censored values.

Exceeds Limit

Prediction Limit

Intrawell Non-parametric

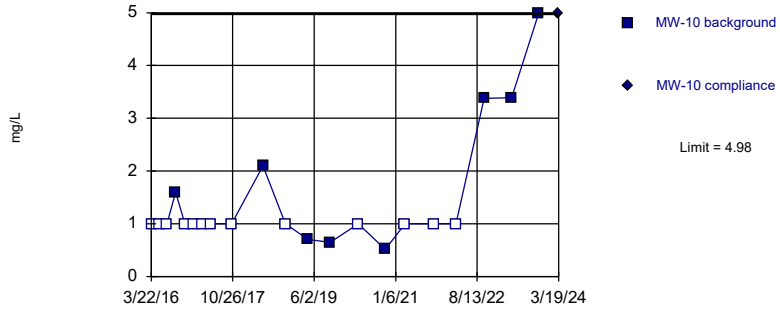

Non-parametric test used in lieu of parametric prediction limit because censored data exceeded 50%. Limit is highest of 21 background values. 61.9% NDs. Well-constituent pair annual alpha = 0.007982. Individual comparison alpha = 0.003999 (1 of 2).

Constituent: Sulfate Analysis Run 5/3/2024 11:13 AM View: Intrawell PL

Plant Daniel Data: Plant Daniel Gypsum CCR

Sanitas™ v.10.0.16 . UG
Hollow symbols indicate censored values.
Within Limit

Prediction Limit

Intrawell Non-parametric

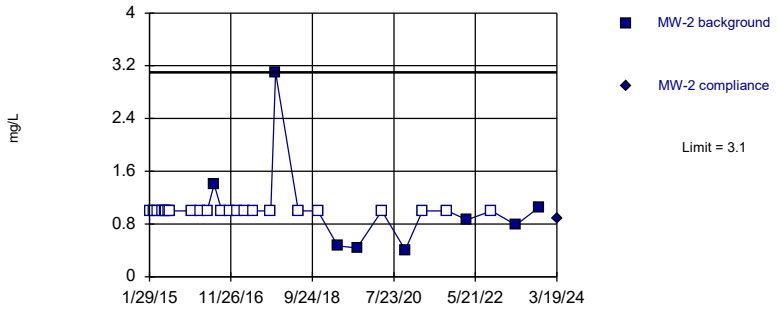

Non-parametric test used in lieu of parametric prediction limit because censored data exceeded 50%. Limit is highest of 31 background values. 74.19% NDs. Well-constituent pair annual alpha = 0.003807. Individual comparison alpha = 0.001905 (1 of 2).

Constituent: Sulfate Analysis Run 5/3/2024 11:13 AM View: Intrawell PL
Plant Daniel Data: Plant Daniel Gypsum CCR

Sanitas™ v.10.0.16 . UG
Hollow symbols indicate censored values.
Within Limit

Prediction Limit

Intrawell Non-parametric

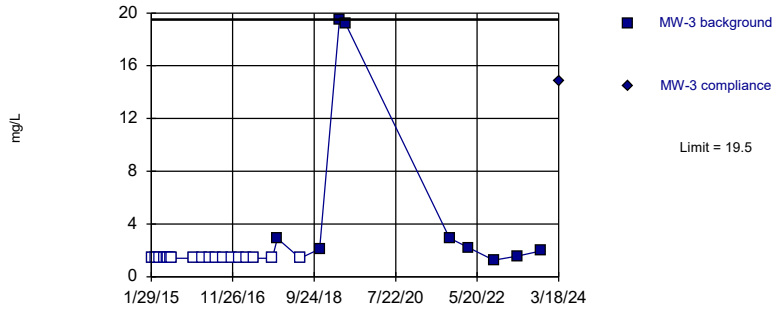

Non-parametric test used in lieu of parametric prediction limit because censored data exceeded 50%. Limit is highest of 28 background values. 67.86% NDs. Well-constituent pair annual alpha = 0.004669. Individual comparison alpha = 0.002337 (1 of 2).

Constituent: Sulfate Analysis Run 5/3/2024 11:13 AM View: Intrawell PL
Plant Daniel Data: Plant Daniel Gypsum CCR

Sanitas™ v.10.0.16 . UG
Hollow symbols indicate censored values.
Within Limit

Prediction Limit

Intrawell Non-parametric

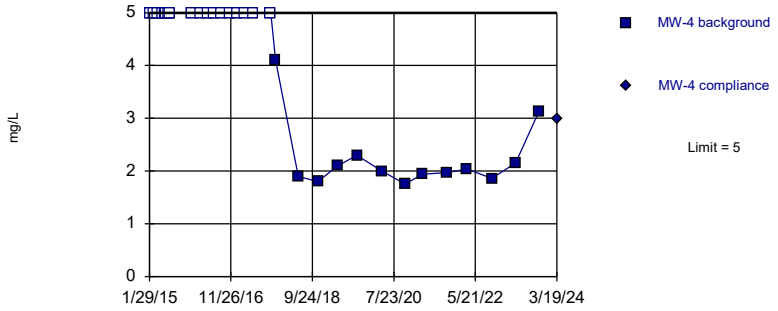

Non-parametric test used in lieu of parametric prediction limit because censored data exceeded 50%. Limit is highest of 31 background values. 58.06% NDs. Well-constituent pair annual alpha = 0.003807. Individual comparison alpha = 0.001905 (1 of 2).

Constituent: Sulfate Analysis Run 5/3/2024 11:13 AM View: Intrawell PL
Plant Daniel Data: Plant Daniel Gypsum CCR

Sanitas™ v.10.0.16 . UG
Hollow symbols indicate censored values.
Within Limit

Prediction Limit

Intrawell Parametric

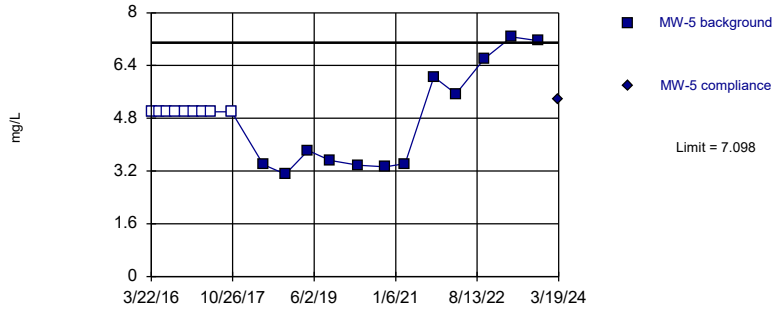

Background Data Summary (after Kaplan-Meier Adjustment): Mean=4.162, Std. Dev.=1.37, n=21, 42.86% NDs. Normality test: Shapiro Wilk @alpha = 0.01, calculated = 0.8932, critical = 0.873. Kappa = 2.143 (c=7, w=7, 1 of 2, event alpha = 0.05132). Report alpha = 0.001075.

Constituent: Sulfate Analysis Run 5/3/2024 11:13 AM View: Intrawell PL
Plant Daniel Data: Plant Daniel Gypsum CCR

Sanitas™ v.10.0.16 . UG
Hollow symbols indicate censored values.
Exceeds Limit

Prediction Limit

Intrawell Parametric

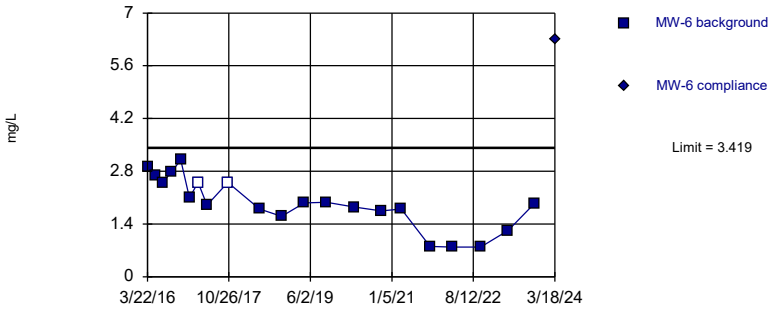

Background Data Summary: Mean=1.967, Std. Dev.=0.6774, n=21, 9.524% NDs. Normality test: Shapiro Wilk @alpha = 0.01, calculated = 0.9421, critical = 0.873. Kappa = 2.143 (c=7, w=7, 1 of 2, event alpha = 0.05132). Report alpha = 0.001075.

Constituent: Sulfate Analysis Run 5/3/2024 11:13 AM View: Intrawell PL
Plant Daniel Data: Plant Daniel Gypsum CCR

Sanitas™ v.10.0.16 . UG
Hollow symbols indicate censored values.
Within Limit

Prediction Limit

Intrawell Non-parametric

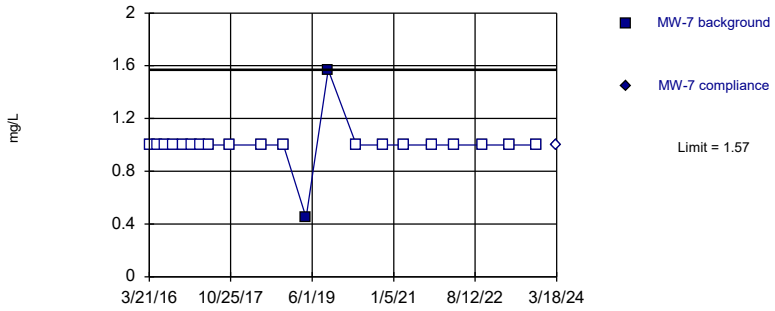

Non-parametric test used in lieu of parametric prediction limit because censored data exceeded 50%. Limit is highest of 21 background values. 90.48% NDs. Well-constituent pair annual alpha = 0.007982. Individual comparison alpha = 0.003999 (1 of 2).

Constituent: Sulfate Analysis Run 5/3/2024 11:13 AM View: Intrawell PL
Plant Daniel Data: Plant Daniel Gypsum CCR

Sanitas™ v.10.0.16 . UG
Hollow symbols indicate censored values.
Within Limit

Prediction Limit

Intrawell Non-parametric

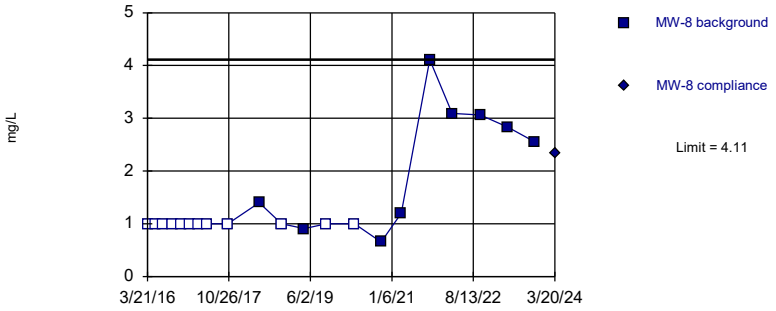

Non-parametric test used in lieu of parametric prediction limit because censored data exceeded 50%. Limit is highest of 21 background values. 57.14% NDs. Well-constituent pair annual alpha = 0.007982. Individual comparison alpha = 0.003999 (1 of 2).

Constituent: Sulfate Analysis Run 5/3/2024 11:13 AM View: Intrawell PL
Plant Daniel Data: Plant Daniel Gypsum CCR

Sanitas™ v.10.0.16 . UG
Hollow symbols indicate censored values.
Within Limit

Prediction Limit

Intrawell Parametric

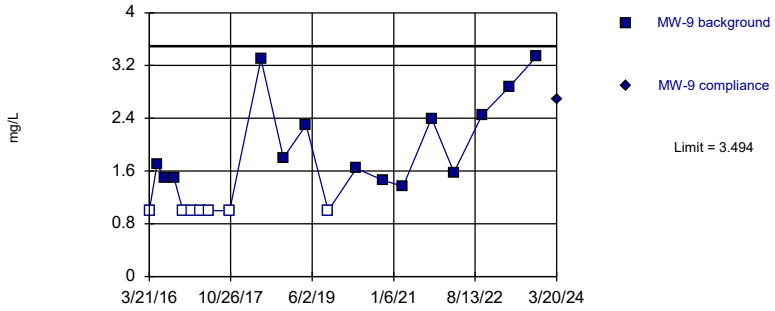

Background Data Summary (based on square root transformation) (after Kaplan-Meier Adjustment): Mean=1.276, Std. Dev.=0.2767, n=21, 33.33% NDs. Normality test: Shapiro Wilk @alpha = 0.01, calculated = 0.8755, critical = 0.873. Kappa = 2.143 (c=7, w=7, 1 of 2, event alpha = 0.05132). Report alpha = 0.001075.

Constituent: Sulfate Analysis Run 5/3/2024 11:13 AM View: Intrawell PL
Plant Daniel Data: Plant Daniel Gypsum CCR

Sanitas™ v.10.0.16 . UG

Within Limit

Prediction Limit

Intrawell Parametric

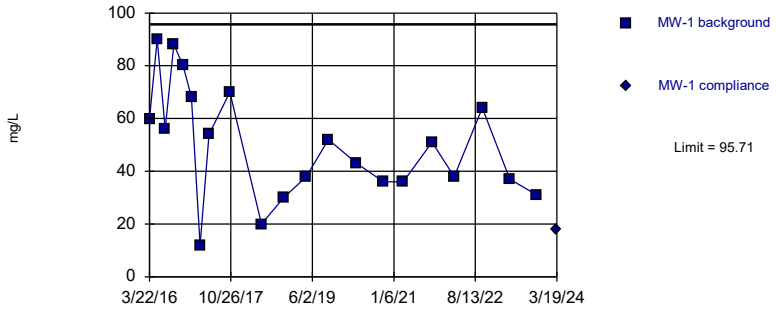

Background Data Summary: Mean=50.19, Std. Dev.=21.24, n=21. Normality test: Shapiro Wilk @alpha = 0.01, calculated = 0.9698, critical = 0.873. Kappa = 2.143 (c=7, w=7, 1 of 2, event alpha = 0.05132). Report alpha = 0.001075.

Constituent: Total Dissolved Solids Analysis Run 5/3/2024 11:13 AM View: Intrawell PL

Plant Daniel Data: Plant Daniel Gypsum CCR

Sanitas™ v.10.0.16 . UG

Hollow symbols indicate censored values.

Within Limit

Prediction Limit

Intrawell Parametric

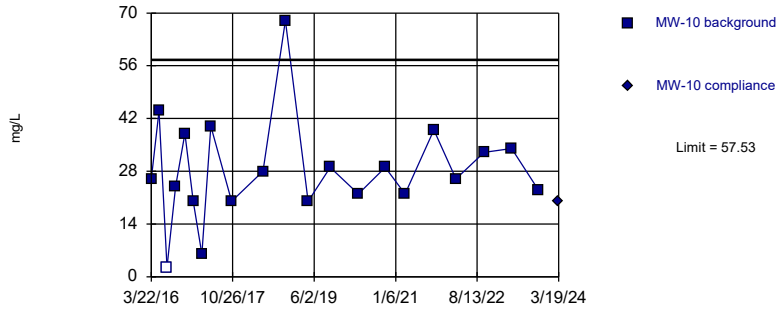

Background Data Summary: Mean=28.26, Std. Dev.=13.66, n=21, 4.762% NDs. Normality test: Shapiro Wilk @alpha = 0.01, calculated = 0.9176, critical = 0.873. Kappa = 2.143 (c=7, w=7, 1 of 2, event alpha = 0.05132). Report alpha = 0.001075.

Constituent: Total Dissolved Solids Analysis Run 5/3/2024 11:13 AM View: Intrawell PL

Plant Daniel Data: Plant Daniel Gypsum CCR

Sanitas™ v.10.0.16 . UG

Hollow symbols indicate censored values.

Within Limit

Prediction Limit

Intrawell Parametric

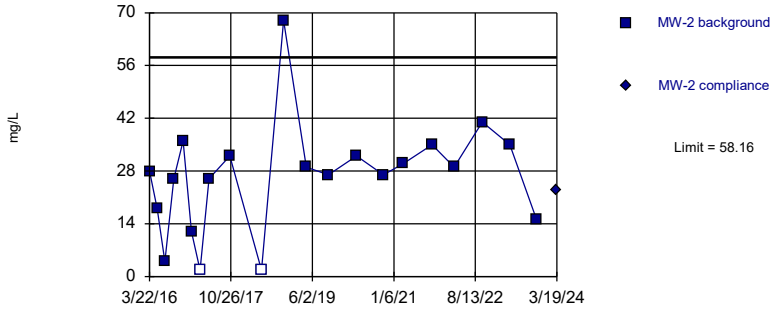

Background Data Summary: Mean=26.35, Std. Dev.=14.84, n=21, 9.524% NDs. Normality test: Shapiro Wilk @alpha = 0.01, calculated = 0.9004, critical = 0.873. Kappa = 2.143 (c=7, w=7, 1 of 2, event alpha = 0.05132). Report alpha = 0.001075.

Constituent: Total Dissolved Solids Analysis Run 5/3/2024 11:14 AM View: Intrawell PL

Plant Daniel Data: Plant Daniel Gypsum CCR

Sanitas™ v.10.0.16 . UG

Hollow symbols indicate censored values.

Within Limit

Prediction Limit

Intrawell Parametric

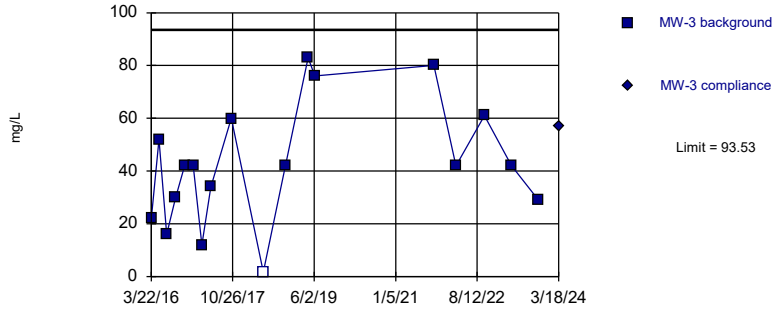

Background Data Summary: Mean=42.59, Std. Dev.=23.06, n=18, 5.556% NDs. Normality test: Shapiro Wilk @alpha = 0.05, calculated = 0.9631, critical = 0.897. Kappa = 2.209 (c=7, w=7, 1 of 2, event alpha = 0.05132). Report alpha = 0.001075.

Constituent: Total Dissolved Solids Analysis Run 5/3/2024 11:14 AM View: Intrawell PL

Plant Daniel Data: Plant Daniel Gypsum CCR

Sanitas™ v.10.0.16 . UG
Hollow symbols indicate censored values.
Within Limit

Prediction Limit

Intrawell Parametric

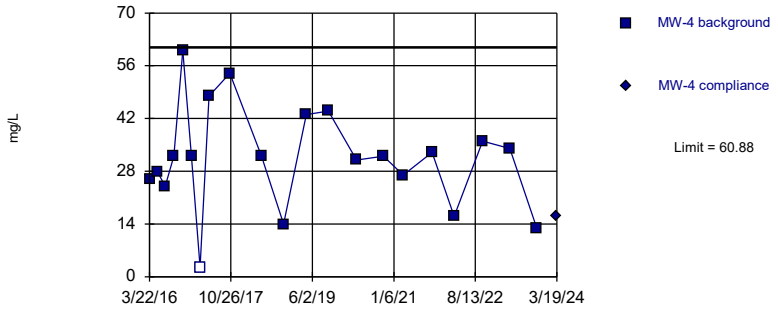

Background Data Summary: Mean=31.5, Std. Dev.=13.71, n=21, 4.762% NDs. Normality test: Shapiro Wilk @alpha = 0.01, calculated = 0.9698, critical = 0.873. Kappa = 2.143 (c=7, w=7, 1 of 2, event alpha = 0.05132). Report alpha = 0.001075.

Constituent: Total Dissolved Solids Analysis Run 5/3/2024 11:14 AM View: Intrawell PL
Plant Daniel Data: Plant Daniel Gypsum CCR

Sanitas™ v.10.0.16 . UG
Hollow symbols indicate censored values.
Within Limit

Prediction Limit

Intrawell Parametric

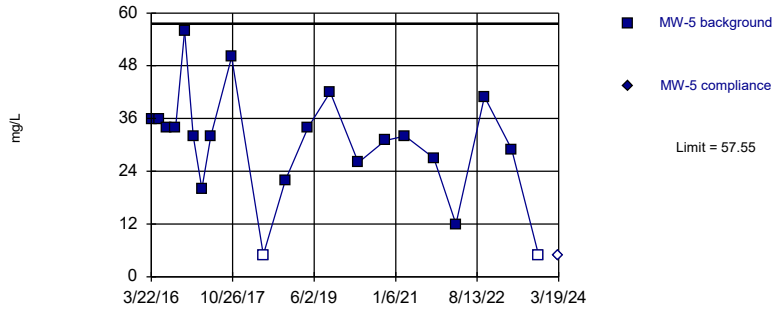

Background Data Summary: Mean=30.29, Std. Dev.=12.72, n=21, 9.524% NDs. Normality test: Shapiro Wilk @alpha = 0.01, calculated = 0.9467, critical = 0.873. Kappa = 2.143 (c=7, w=7, 1 of 2, event alpha = 0.05132). Report alpha = 0.001075.

Constituent: Total Dissolved Solids Analysis Run 5/3/2024 11:14 AM View: Intrawell PL
Plant Daniel Data: Plant Daniel Gypsum CCR

Sanitas™ v.10.0.16 . UG
Hollow symbols indicate censored values.
Within Limit

Prediction Limit

Intrawell Parametric

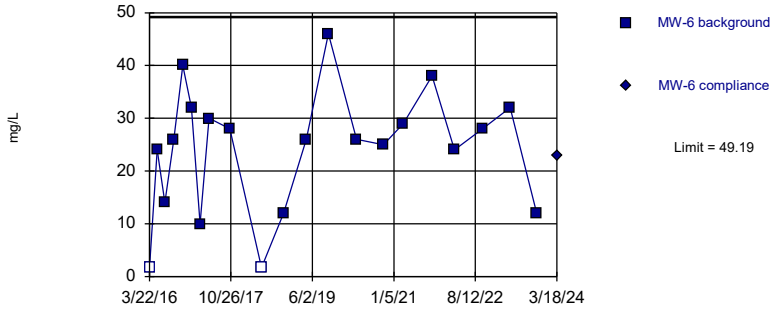

Background Data Summary: Mean=24.07, Std. Dev.=11.72, n=21, 9.524% NDs. Normality test: Shapiro Wilk @alpha = 0.01, calculated = 0.9449, critical = 0.873. Kappa = 2.143 (c=7, w=7, 1 of 2, event alpha = 0.05132). Report alpha = 0.001075.

Constituent: Total Dissolved Solids Analysis Run 5/3/2024 11:14 AM View: Intrawell PL
Plant Daniel Data: Plant Daniel Gypsum CCR

Sanitas™ v.10.0.16 . UG
Within Limit

Prediction Limit

Intrawell Parametric

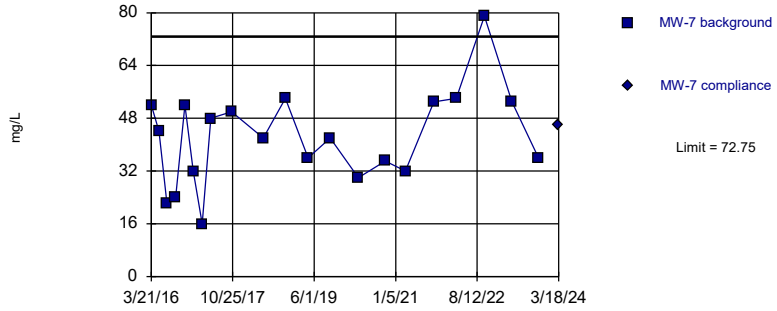

Background Data Summary: Mean=42.19, Std. Dev.=14.26, n=21. Normality test: Shapiro Wilk @alpha = 0.01, calculated = 0.9501, critical = 0.873. Kappa = 2.143 (c=7, w=7, 1 of 2, event alpha = 0.05132). Report alpha = 0.001075.

Constituent: Total Dissolved Solids Analysis Run 5/3/2024 11:14 AM View: Intrawell PL
Plant Daniel Data: Plant Daniel Gypsum CCR

Sanitas™ v.10.0.16 . UG
Hollow symbols indicate censored values.
Within Limit

Prediction Limit

Intrawell Parametric

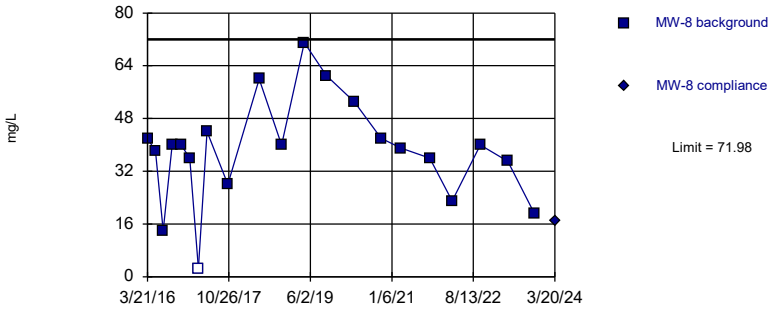

Background Data Summary: Mean=38.26, Std. Dev.=15.73, n=21, 4.762% NDs. Normality test: Shapiro Wilk @alpha = 0.01, calculated = 0.9498, critical = 0.873. Kappa = 2.143 (c=7, w=7, 1 of 2, event alpha = 0.05132). Report alpha = 0.001075.

Constituent: Total Dissolved Solids Analysis Run 5/3/2024 11:14 AM View: Intrawell PL
Plant Daniel Data: Plant Daniel Gypsum CCR

Sanitas™ v.10.0.16 . UG
Hollow symbols indicate censored values.
Within Limit

Prediction Limit

Intrawell Parametric

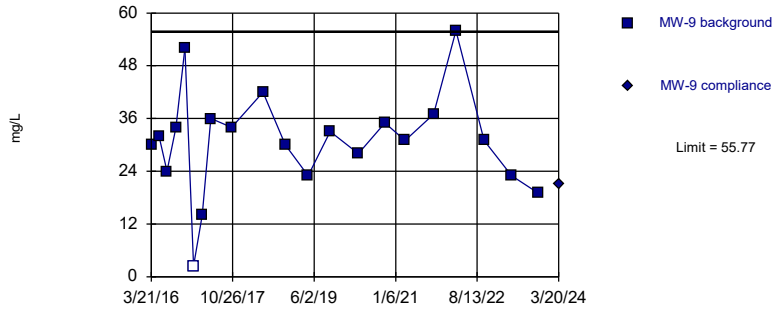

Background Data Summary: Mean=30.79, Std. Dev.=11.66, n=21, 4.762% NDs. Normality test: Shapiro Wilk @alpha = 0.01, calculated = 0.9489, critical = 0.873. Kappa = 2.143 (c=7, w=7, 1 of 2, event alpha = 0.05132). Report alpha = 0.001075.

Constituent: Total Dissolved Solids Analysis Run 5/3/2024 11:14 AM View: Intrawell PL
Plant Daniel Data: Plant Daniel Gypsum CCR

Prediction Limit

Constituent: Boron (mg/L) Analysis Run 5/3/2024 11:15 AM View: Intrawell PL

Plant Daniel Data: Plant Daniel Gypsum CCR

	MW-1	MW-1
3/22/2016	<0.08	
5/17/2016	<0.08	
7/12/2016	<0.08	
9/13/2016	0.055	
11/17/2016	<0.08	
1/16/2017	<0.08	
3/20/2017	<0.08	
5/23/2017	0.027 (J)	
10/18/2017	<0.08	
6/2/2018	<0.08	
11/8/2018	<0.08	
4/19/2019	<0.08	
9/25/2019	<0.08	
4/15/2020	<0.08	
10/23/2020	<0.08	
3/15/2021	<0.08	
10/6/2021	0.0603 (J)	
3/14/2022	<0.08	
10/3/2022	<0.08	
4/18/2023	0.0647 (J)	
10/26/2023	0.11	
3/19/2024		<0.08

ND substitution: RL or RL/2 if <15% NDs.

Prediction Limit

Constituent: Boron (mg/L) Analysis Run 5/3/2024 11:15 AM View: Intrawell PL

Plant Daniel Data: Plant Daniel Gypsum CCR

	MW-10	MW-10
3/22/2016	<0.08	
5/16/2016	<0.08	
7/12/2016	<0.08	
9/13/2016	<0.08	
11/17/2016	<0.08	
1/17/2017	<0.08	
3/20/2017	<0.08	
5/23/2017	0.027 (J)	
10/18/2017	0.022 (J)	
6/1/2018	0.022 (J)	
11/8/2018	<0.08	
4/19/2019	<0.08	
9/25/2019	0.046 (J)	
4/15/2020	<0.08	
10/23/2020	<0.08	
3/15/2021	<0.08	
10/6/2021	<0.08	
3/14/2022	<0.08	
10/3/2022	<0.08	
4/18/2023	0.0299 (J)	
10/26/2023	0.0372 (J)	
3/19/2024		<0.08

ND substitution: RL or RL/2 if <15% NDs.

Prediction Limit

Constituent: Boron (mg/L) Analysis Run 5/3/2024 11:15 AM View: Intrawell PL

Plant Daniel Data: Plant Daniel Gypsum CCR

	MW-2	MW-2
3/22/2016	<0.08	
5/16/2016	<0.08	
7/11/2016	<0.08	
9/13/2016	0.03 (J)	
11/17/2016	<0.08	
1/16/2017	<0.08	
3/20/2017	<0.08	
5/23/2017	<0.08	
10/18/2017	<0.08	
6/2/2018	<0.08	
11/8/2018	<0.08	
4/19/2019	<0.08	
9/25/2019	<0.08	
4/15/2020	<0.08	
10/23/2020	0.0654 (J)	
3/15/2021	<0.08	
10/6/2021	0.0634 (J)	
3/14/2022	<0.08	
10/3/2022	0.0788 (J)	
4/18/2023	0.0472 (J)	
10/26/2023	0.0521 (J)	
3/19/2024		<0.08

ND substitution: RL or RL/2 if <15% NDs.

Prediction Limit

Constituent: Boron (mg/L) Analysis Run 5/3/2024 11:15 AM View: Intrawell PL

Plant Daniel Data: Plant Daniel Gypsum CCR

	MW-3	MW-3
3/22/2016	<0.08	
5/16/2016	<0.08	
7/11/2016	<0.08	
9/12/2016	<0.08	
11/16/2016	<0.08	
1/16/2017	<0.08	
3/20/2017	<0.08	
5/22/2017	<0.08	
10/17/2017	<0.08	
6/2/2018	<0.08	
11/7/2018	<0.08	
4/19/2019	<0.08	
9/25/2019	0.0677	
11/29/2019	0.123	
4/14/2020	0.102	
10/23/2020	0.137	
3/15/2021	0.15	
10/6/2021	0.0481 (J)	
3/14/2022	<0.08	
10/3/2022	<0.08	
4/17/2023	0.046 (J)	
10/26/2023	0.0424 (J)	
3/18/2024		<0.08

ND substitution: RL or RL/2 if <15% NDs.

Prediction Limit

Constituent: Boron (mg/L) Analysis Run 5/3/2024 11:15 AM View: Intrawell PL

Plant Daniel Data: Plant Daniel Gypsum CCR

	MW-4	MW-4
3/22/2016	<0.08	
5/16/2016	<0.08	
7/12/2016	<0.08	
9/13/2016	<0.08	
11/16/2016	<0.08	
1/16/2017	<0.08	
3/20/2017	<0.08	
5/23/2017	<0.08	
10/18/2017	<0.08	
6/2/2018	<0.08	
11/8/2018	<0.08	
4/19/2019	<0.08	
9/25/2019	<0.08	
4/15/2020	<0.08	
10/23/2020	<0.08	
3/15/2021	<0.08	
10/6/2021	<0.08	
3/14/2022	<0.08	
10/4/2022	<0.08	
4/17/2023	0.0342 (J)	
10/26/2023	0.0285 (J)	
3/19/2024		<0.08

ND substitution: RL or RL/2 if <15% NDs.

Prediction Limit

Constituent: Boron (mg/L) Analysis Run 5/3/2024 11:15 AM View: Intrawell PL

Plant Daniel Data: Plant Daniel Gypsum CCR

	MW-5	MW-5
3/22/2016	<0.08	
5/17/2016	<0.08	
7/12/2016	<0.08	
9/13/2016	<0.08	
11/16/2016	<0.08	
1/16/2017	<0.08	
3/20/2017	<0.08	
5/23/2017	<0.08	
10/18/2017	<0.08	
6/2/2018	<0.08	
11/8/2018	<0.08	
4/19/2019	<0.08	
9/25/2019	<0.08	
4/15/2020	<0.08	
10/23/2020	<0.08	
3/15/2021	<0.08	
10/6/2021	<0.08	
3/15/2022	<0.08	
10/4/2022	<0.08	
4/18/2023	0.0362 (J)	
10/26/2023	<0.08	
3/19/2024		<0.08

ND substitution: RL or RL/2 if <15% NDs.

Prediction Limit

Constituent: Boron (mg/L) Analysis Run 5/3/2024 11:15 AM View: Intrawell PL

Plant Daniel Data: Plant Daniel Gypsum CCR

	MW-6	MW-6
3/22/2016	<0.08	
5/16/2016	<0.08	
7/11/2016	<0.08	
9/12/2016	<0.08	
11/16/2016	<0.08	
1/16/2017	<0.08	
3/20/2017	<0.08	
5/22/2017	<0.08	
10/18/2017	<0.08	
6/2/2018	<0.08	
11/8/2018	<0.08	
4/19/2019	<0.08	
9/25/2019	<0.08	
4/14/2020	<0.08	
10/23/2020	<0.08	
3/15/2021	<0.08	
10/6/2021	<0.08	
3/15/2022	<0.08	
10/4/2022	<0.08	
4/18/2023	0.0289 (J)	
10/26/2023	<0.08	
3/18/2024		<0.08

ND substitution: RL or RL/2 if <15% NDs.

Prediction Limit

Constituent: Boron (mg/L) Analysis Run 5/3/2024 11:15 AM View: Intrawell PL

Plant Daniel Data: Plant Daniel Gypsum CCR

	MW-7	MW-7
3/21/2016	<0.08	
5/16/2016	<0.08	
7/11/2016	<0.08	
9/12/2016	<0.08	
11/16/2016	<0.08	
1/16/2017	<0.08	
3/20/2017	<0.08	
5/22/2017	<0.08	
10/18/2017	<0.08	
6/1/2018	<0.08	
11/7/2018	<0.08	
4/19/2019	<0.08	
9/25/2019	0.063	
11/29/2019	0.0432 (J)	
4/14/2020	<0.08	
10/22/2020	<0.08	
3/15/2021	<0.08	
10/6/2021	<0.08	
3/15/2022	<0.08	
10/3/2022	<0.08	
4/18/2023	<0.08	
10/26/2023	<0.08	
3/18/2024		<0.08

ND substitution: RL or RL/2 if <15% NDs.

Prediction Limit

Constituent: Boron (mg/L) Analysis Run 5/3/2024 11:15 AM View: Intrawell PL

Plant Daniel Data: Plant Daniel Gypsum CCR

	MW-8	MW-8
3/21/2016	<0.08	
5/17/2016	<0.08	
7/11/2016	<0.08	
9/13/2016	<0.08	
11/17/2016	<0.08	
1/17/2017	<0.08	
3/20/2017	<0.08	
5/23/2017	<0.08	
10/18/2017	<0.08	
6/1/2018	<0.08	
11/7/2018	<0.08	
4/19/2019	<0.08	
9/25/2019	0.0484 (J)	
4/15/2020	<0.08	
10/22/2020	<0.08	
3/15/2021	<0.08	
10/6/2021	<0.08	
3/14/2022	<0.08	
10/3/2022	<0.08	
4/18/2023	<0.08	
10/27/2023	<0.08	
3/20/2024		<0.08

ND substitution: RL or RL/2 if <15% NDs.

Prediction Limit

Constituent: Boron (mg/L) Analysis Run 5/3/2024 11:15 AM View: Intrawell PL

Plant Daniel Data: Plant Daniel Gypsum CCR

	MW-9	MW-9
3/21/2016	<0.08	
5/16/2016	<0.08	
7/11/2016	<0.08	
9/13/2016	<0.08	
11/17/2016	<0.08	
1/17/2017	<0.08	
3/20/2017	<0.08	
5/23/2017	0.023 (J)	
10/18/2017	<0.08	
6/1/2018	<0.08	
11/8/2018	<0.08	
4/19/2019	<0.08	
9/25/2019	0.0455 (J)	
4/15/2020	<0.08	
10/22/2020	<0.08	
3/15/2021	<0.08	
10/6/2021	<0.08	
3/14/2022	<0.08	
10/3/2022	<0.08	
4/18/2023	0.024 (J)	
10/27/2023	0.0251 (J)	
3/20/2024		<0.08

ND substitution: RL or RL/2 if <15% NDs.

Prediction Limit

Constituent: Calcium (mg/L) Analysis Run 5/3/2024 11:15 AM View: Intrawell PL

Plant Daniel Data: Plant Daniel Gypsum CCR

	MW-1	MW-1
3/22/2016	6.6	
5/17/2016	7.4	
7/12/2016	5	
9/13/2016	5.5	
11/17/2016	4.8	
1/16/2017	5	
3/20/2017	5.3	
5/23/2017	5	
10/18/2017	7.6	
6/2/2018	4.5	
11/8/2018	4.1	
4/19/2019	3.26	
9/25/2019	3.68	
2/22/2020	3.21	
4/15/2020	3.25	
10/23/2020	3.06	
3/15/2021	3.04	
10/6/2021	2.49	
3/14/2022	2.65	
10/3/2022	2.37	
4/18/2023	3.03	
10/26/2023	2.49	
3/19/2024		2.56

Prediction Limit

Constituent: Calcium (mg/L) Analysis Run 5/3/2024 11:15 AM View: Intrawell PL

Plant Daniel Data: Plant Daniel Gypsum CCR

	MW-10	MW-10
3/22/2016	2.7 (o)	
5/16/2016	2.9 (o)	
7/12/2016	0.89	
9/13/2016	0.74	
11/17/2016	0.69	
1/17/2017	1.2	
3/20/2017	0.66	
5/23/2017	0.61	
10/18/2017	0.55	
6/1/2018	0.7	
11/8/2018	0.59	
4/19/2019	1.03	
9/25/2019	0.625	
2/21/2020	1.01	
4/15/2020	0.69	
10/23/2020	0.856	
3/15/2021	0.935	
10/6/2021	1.16	
3/14/2022	0.857	
10/3/2022	0.415 (J)	
4/18/2023	0.853	
10/26/2023	0.491 (J)	
3/19/2024		0.569

Prediction Limit

Constituent: Calcium (mg/L) Analysis Run 5/3/2024 11:15 AM View: Intrawell PL

Plant Daniel Data: Plant Daniel Gypsum CCR

	MW-2	MW-2
3/22/2016	0.87	
5/16/2016	0.79	
7/11/2016	0.67	
9/13/2016	0.62	
11/17/2016	0.78	
1/16/2017	0.85	
3/20/2017	0.96	
5/23/2017	0.94	
10/18/2017	1.3	
12/19/2017	1 (RS)	
6/2/2018	0.81	
11/8/2018	0.95	
4/19/2019	0.942	
9/25/2019	0.935	
2/21/2020	0.931	
4/15/2020	1.1	
10/23/2020	1.11	
3/15/2021	1.11	
10/6/2021	1.04	
3/14/2022	0.982	
10/3/2022	0.969	
4/18/2023	0.98	
10/26/2023	1.02	
3/19/2024		1.17

Prediction Limit

Constituent: Calcium (mg/L) Analysis Run 5/3/2024 11:15 AM View: Intrawell PL

Plant Daniel Data: Plant Daniel Gypsum CCR

	MW-3	MW-3
3/22/2016	1.2	
5/16/2016	0.92	
7/11/2016	0.78	
9/12/2016	0.94	
11/16/2016	0.81	
1/16/2017	1	
3/20/2017	0.92	
5/22/2017	0.91	
10/17/2017	1.3	
6/2/2018	1.2	
11/7/2018	1.5	
4/19/2019	6.3	
6/7/2019	6.91	
9/25/2019	20.2 (o)	
11/29/2019	35.8 (o)	
2/22/2020	48.2 (o)	
4/14/2020	64 (o)	
10/23/2020	52 (o)	
3/15/2021	44.7 (o)	
10/6/2021	4.54	
3/14/2022	2.87	
10/3/2022	2.19	
4/17/2023	1.66	
10/26/2023	1.84	
3/18/2024		5.23

Prediction Limit

Constituent: Calcium (mg/L) Analysis Run 5/3/2024 11:15 AM View: Intrawell PL

Plant Daniel Data: Plant Daniel Gypsum CCR

	MW-4	MW-4
3/22/2016	1.6	
5/16/2016	1.9	
7/12/2016	1.5	
9/13/2016	1.4	
11/16/2016	1.5	
1/16/2017	1.6	
3/20/2017	1.7	
5/23/2017	1.8	
10/18/2017	2.1	
6/2/2018	2	
11/8/2018	2.2	
4/19/2019	1.88	
9/25/2019	2.18	
2/22/2020	1.94	
4/15/2020	1.96	
10/23/2020	1.82	
3/15/2021	1.84	
10/6/2021	1.22	
3/14/2022	0.873	
10/4/2022	0.755	
4/17/2023	0.894	
10/26/2023	1.13	
3/19/2024		1.11

Prediction Limit

Constituent: Calcium (mg/L) Analysis Run 5/3/2024 11:15 AM View: Intrawell PL

Plant Daniel Data: Plant Daniel Gypsum CCR

	MW-5	MW-5
3/22/2016	2.1	
5/17/2016	1.6	
7/12/2016	2.1	
9/13/2016	2	
11/16/2016	2.3	
1/16/2017	2	
3/20/2017	2.1	
5/23/2017	1.9	
10/18/2017	2.3	
6/2/2018	1.8	
11/8/2018	1.9	
4/19/2019	1.7	
9/25/2019	1.85	
2/22/2020	1.87	
4/15/2020	1.97	
10/23/2020	1.75	
3/15/2021	1.79	
10/6/2021	1.34	
3/15/2022	1.7	
10/4/2022	1.78	
4/18/2023	2.34	
10/26/2023	1.91	
3/19/2024		1.62

Prediction Limit

Constituent: Calcium (mg/L) Analysis Run 5/3/2024 11:15 AM View: Intrawell PL

Plant Daniel Data: Plant Daniel Gypsum CCR

	MW-6	MW-6
3/22/2016	1.4	
5/16/2016	1.3	
7/11/2016	1.3	
9/12/2016	1.1	
11/16/2016	1.6	
1/16/2017	1.2	
3/20/2017	1.2	
5/22/2017	1.1	
10/18/2017	1.1	
6/2/2018	1.1	
11/8/2018	1.1	
4/19/2019	0.998	
9/25/2019	1.09	
2/22/2020	1.09	
4/14/2020	1.2	
10/23/2020	1.17	
3/15/2021	1.4	
10/6/2021	1.5	
3/15/2022	1.22	
10/4/2022	0.804	
4/18/2023	0.649	
10/26/2023	0.754	
3/18/2024		0.689

Prediction Limit

Constituent: Calcium (mg/L) Analysis Run 5/3/2024 11:15 AM View: Intrawell PL

Plant Daniel Data: Plant Daniel Gypsum CCR

	MW-7	MW-7
3/21/2016	1.9	
5/16/2016	2	
7/11/2016	1.9	
9/12/2016	1.8	
11/16/2016	1.8	
1/16/2017	1.8	
3/20/2017	1.9	
5/22/2017	1.9	
10/18/2017	1.9	
6/1/2018	1.6	
11/7/2018	1.6	
4/19/2019	1.34	
9/25/2019	1.25	
2/21/2020	1.07	
4/14/2020	1.23	
10/22/2020	0.93	
3/15/2021	1.23	
10/6/2021	2.38	
3/15/2022	3.45	
10/3/2022	2.28	
4/18/2023	2.68	
10/26/2023	2.53	
3/18/2024		2.55

Prediction Limit

Constituent: Calcium (mg/L) Analysis Run 5/3/2024 11:15 AM View: Intrawell PL

Plant Daniel Data: Plant Daniel Gypsum CCR

	MW-8	MW-8
3/21/2016	2.9	
5/17/2016	1.8	
7/11/2016	1.7	
9/13/2016	2.5	
11/17/2016	1.6	
1/17/2017	2.3	
3/20/2017	1.9	
5/23/2017	1.9	
10/18/2017	2.3	
6/1/2018	2	
11/7/2018	2.8	
4/19/2019	2.99	
9/25/2019	3.51	
11/29/2019	3.1	
2/21/2020	2.83	
4/15/2020	2.94	
10/22/2020	2.01	
3/15/2021	2.26	
10/6/2021	2.11	
3/14/2022	2.46	
10/3/2022	1.66	
4/18/2023	1.81	
10/27/2023	1.55	
3/20/2024		1.44

Prediction Limit

Constituent: Calcium (mg/L) Analysis Run 5/3/2024 11:15 AM View: Intrawell PL

Plant Daniel Data: Plant Daniel Gypsum CCR

	MW-9	MW-9
3/21/2016	0.94	
5/16/2016	0.85	
7/11/2016	0.82	
9/13/2016	0.94	
11/17/2016	0.85	
1/17/2017	0.83	
3/20/2017	0.84	
5/23/2017	0.96	
10/18/2017	1.2	
12/19/2017	1.1 (RS)	
6/1/2018	0.98	
11/8/2018	0.93	
4/19/2019	1	
9/25/2019	1.06	
2/21/2020	0.966	
4/15/2020	1.22	
10/22/2020	0.988	
3/15/2021	1.26	
10/6/2021	0.748	
3/14/2022	0.609	
10/3/2022	0.581	
4/18/2023	0.757	
10/27/2023	0.965	
3/20/2024		0.843

Prediction Limit

Constituent: Chloride (mg/L) Analysis Run 5/3/2024 11:15 AM View: Intrawell PL

Plant Daniel Data: Plant Daniel Gypsum CCR

	MW-1	MW-1
3/22/2016	11	
5/17/2016	10	
7/12/2016	9	
9/13/2016	8.9	
11/17/2016	7.9	
1/16/2017	7.8	
3/20/2017	8.3	
5/23/2017	6.9	
10/18/2017	6.6	
6/2/2018	2.9	
11/8/2018	3	
4/19/2019	2.65	
9/25/2019	2.93	
4/15/2020	2.61	
10/23/2020	2.53	
3/15/2021	1.93	
10/6/2021	2.22	
3/14/2022	3.24	
10/3/2022	3.41	
4/18/2023	4.07	
10/26/2023	3.82	
3/19/2024		3.92

Prediction Limit

Constituent: Chloride (mg/L) Analysis Run 5/3/2024 11:15 AM View: Intrawell PL

Plant Daniel Data: Plant Daniel Gypsum CCR

	MW-10	MW-10
3/22/2016	5.2	
5/16/2016	5.5	
7/12/2016	6.2	
9/13/2016	5	
11/17/2016	<6.3	
1/17/2017	5.3	
3/20/2017	5.6	
5/23/2017	5.5	
10/18/2017	4	
6/1/2018	4	
11/8/2018	4.6	
4/19/2019	4.41	
9/25/2019	4.69	
4/15/2020	5.24	
10/23/2020	5.9	
3/15/2021	6.57	
10/6/2021	8.86	
3/14/2022	7.95	
10/3/2022	4.7	
4/18/2023	3.91	
10/26/2023	5.14	
3/19/2024		5.01

ND substitution: RL or RL/2 if <15% NDs.

Prediction Limit

Constituent: Chloride (mg/L) Analysis Run 5/3/2024 11:15 AM View: Intrawell PL

Plant Daniel Data: Plant Daniel Gypsum CCR

	MW-2	MW-2
3/22/2016	7.6	
5/16/2016	7.2	
7/11/2016	6.4	
9/13/2016	6.8	
11/17/2016	7.9	
1/16/2017	7.9	
3/20/2017	8.7	
5/23/2017	8.3	
10/18/2017	8.6	
6/2/2018	6.8	
11/8/2018	8.4	
4/19/2019	8.38	
9/25/2019	8.26	
4/15/2020	8.84	
10/23/2020	9.06	
3/15/2021	8.99	
10/6/2021	10.4	
3/14/2022	9.54	
10/3/2022	9.85	
4/18/2023	8.09	
10/26/2023	8.66	
3/19/2024		10.9

Prediction Limit

Constituent: Chloride (mg/L) Analysis Run 5/3/2024 11:15 AM View: Intrawell PL

Plant Daniel Data: Plant Daniel Gypsum CCR

	MW-3	MW-3
3/22/2016	11	
5/16/2016	10	
7/11/2016	11	
9/12/2016	10	
11/16/2016	10	
1/16/2017	9.9	
3/20/2017	11	
5/22/2017	10	
10/17/2017	9.8	
6/2/2018	8.8	
11/7/2018	25 (o)	
4/19/2019	9.34	
9/25/2019	9.57	
4/14/2020	8.55	
10/23/2020	8.62	
3/15/2021	8.83	
10/6/2021	11.1	
3/14/2022	10.4	
10/3/2022	12.3	
4/17/2023	8.55	
10/26/2023	9.28	
3/18/2024		8.88

Prediction Limit

Constituent: Chloride (mg/L) Analysis Run 5/3/2024 11:15 AM View: Intrawell PL

Plant Daniel Data: Plant Daniel Gypsum CCR

	MW-4	MW-4
3/22/2016	7.7	
5/16/2016	6.6	
7/12/2016	6.4	
9/13/2016	6.3	
11/16/2016	7.5	
1/16/2017	7.2	
3/20/2017	8	
5/23/2017	7.8	
10/18/2017	9.5	
6/2/2018	8.2	
11/8/2018	9.5	
4/19/2019	7.82	
9/25/2019	8.94	
4/15/2020	7.96	
10/23/2020	7.18	
3/15/2021	6.9	
10/6/2021	6.88	
3/14/2022	5.55	
10/4/2022	5.41	
4/17/2023	5.87	
10/26/2023	7.91	
3/19/2024		6.18

Prediction Limit

Constituent: Chloride (mg/L) Analysis Run 5/3/2024 11:15 AM View: Intrawell PL

Plant Daniel Data: Plant Daniel Gypsum CCR

	MW-5	MW-5
3/22/2016	10	
5/17/2016	7.8	
7/12/2016	9.1	
9/13/2016	8.7	
11/16/2016	9.5	
1/16/2017	9.8	
3/20/2017	9.6	
5/23/2017	8.4	
10/18/2017	7.6	
6/2/2018	7.3	
11/8/2018	7.8	
4/19/2019	6.57	
9/25/2019	6.59	
4/15/2020	6.65	
10/23/2020	6.54	
3/15/2021	6.69	
10/6/2021	4.72	
3/15/2022	3.61	
10/4/2022	5.53	
4/18/2023	5.97	
10/26/2023	5.94	
3/19/2024		4.79

Prediction Limit

Constituent: Chloride (mg/L) Analysis Run 5/3/2024 11:15 AM View: Intrawell PL

Plant Daniel Data: Plant Daniel Gypsum CCR

	MW-6	MW-6
3/22/2016	8.3	
5/16/2016	6.6	
7/11/2016	7	
9/12/2016	6.6	
11/16/2016	<6.8	
1/16/2017	7.1	
3/20/2017	7	
5/22/2017	6.9	
10/18/2017	6.3	
6/2/2018	6.2	
11/8/2018	6.4	
4/19/2019	5.99	
9/25/2019	6.72	
4/14/2020	6.94	
10/23/2020	7.26	
3/15/2021	7.83	
10/6/2021	10.5	
3/15/2022	9.56	
10/4/2022	7.67	
4/18/2023	4.93	
10/26/2023	5.75	
3/18/2024		5.55

ND substitution: RL or RL/2 if <15% NDs.

Prediction Limit

Constituent: Chloride (mg/L) Analysis Run 5/3/2024 11:15 AM View: Intrawell PL

Plant Daniel Data: Plant Daniel Gypsum CCR

	MW-7	MW-7
3/21/2016	17	
5/16/2016	16	
7/11/2016	16	
9/12/2016	16	
11/16/2016	15	
1/16/2017	16	
3/20/2017	16	
5/22/2017	15	
10/18/2017	15	
6/1/2018	13	
11/7/2018	13	
4/19/2019	10.6	
9/25/2019	8.59	
4/14/2020	9.49	
10/22/2020	8.07	
3/15/2021	8.68	
10/6/2021	9.75	
3/15/2022	12.8	
10/3/2022	10.6	
4/18/2023	7.27	
10/26/2023	7.22	
3/18/2024		8.13

Prediction Limit

Constituent: Chloride (mg/L) Analysis Run 5/3/2024 11:15 AM View: Intrawell PL

Plant Daniel Data: Plant Daniel Gypsum CCR

	MW-8	MW-8
3/21/2016	9.7	
5/17/2016	8.7	
7/11/2016	8.6	
9/13/2016	7.9	
11/17/2016	8.6	
1/17/2017	8.9	
3/20/2017	9	
5/23/2017	8.7	
10/18/2017	7.8	
6/1/2018	9	
11/7/2018	11	
4/19/2019	11	
6/7/2019	11.3	
9/25/2019	11.2	
4/15/2020	10.9	
10/22/2020	8.39	
3/15/2021	8.19	
10/6/2021	7.5	
3/14/2022	8.31	
10/3/2022	5.95	
4/18/2023	6.43	
10/27/2023	5.18	
3/20/2024		5.26

Prediction Limit

Constituent: Chloride (mg/L) Analysis Run 5/3/2024 11:15 AM View: Intrawell PL

Plant Daniel Data: Plant Daniel Gypsum CCR

	MW-9	MW-9
3/21/2016	7.1	
5/16/2016	6.4	
7/11/2016	7.1	
9/13/2016	6.6	
11/17/2016	7.9	
1/17/2017	7.8	
3/20/2017	7	
5/23/2017	8	
10/18/2017	7	
6/1/2018	6.9	
11/8/2018	7.1	
4/19/2019	7.55	
9/25/2019	13.2	
11/29/2019	8.42	
4/15/2020	8.78	
10/22/2020	8.11	
3/15/2021	9.27	
10/6/2021	8.56	
3/14/2022	4.03	
10/3/2022	6.96	
4/18/2023	5.44	
10/27/2023	7.39	
3/20/2024		6.23

Prediction Limit

Constituent: Fluoride (mg/L) Analysis Run 5/3/2024 11:15 AM View: Intrawell PL

Plant Daniel Data: Plant Daniel Gypsum CCR

	MW-1	MW-1
3/22/2016	0.04 (J)	
5/17/2016	0.04 (J)	
7/12/2016	0.04 (J)	
9/13/2016	<0.1	
11/17/2016	<0.1	
1/16/2017	<0.1	
3/20/2017	<0.1	
5/23/2017	0.04 (J)	
10/18/2017	0.04 (J)	
6/2/2018	<0.1	
11/8/2018	<0.1	
4/19/2019	<0.1	
9/25/2019	<0.1	
2/22/2020	<0.1	
4/15/2020	<0.1	
10/23/2020	<0.1	
3/15/2021	<0.1	
10/6/2021	<0.1	
3/14/2022	<0.1	
10/3/2022	<0.1	
4/18/2023	<0.1	
10/26/2023	0.0601 (J)	
3/19/2024		<0.1

ND substitution: RL or RL/2 if <15% NDs.

Prediction Limit

Constituent: Fluoride (mg/L) Analysis Run 5/3/2024 11:15 AM View: Intrawell PL

Plant Daniel Data: Plant Daniel Gypsum CCR

	MW-10	MW-10
3/22/2016	<0.1	
5/16/2016	<0.1	
7/12/2016	<0.1	
9/13/2016	<0.1	
11/17/2016	<0.1	
1/17/2017	<0.1	
3/20/2017	<0.1	
5/23/2017	<0.1	
10/18/2017	<0.1	
6/1/2018	<0.1	
11/8/2018	<0.1	
4/19/2019	<0.1	
9/25/2019	0.0267 (J)	
2/21/2020	<0.1	
4/15/2020	<0.1	
10/23/2020	<0.1	
3/15/2021	<0.1	
10/6/2021	<0.1	
3/14/2022	<0.1	
10/3/2022	<0.1	
4/18/2023	<0.1	
10/26/2023	<0.1	
3/19/2024		0.0277 (J)

ND substitution: RL or RL/2 if <15% NDs.

Prediction Limit

Constituent: Fluoride (mg/L) Analysis Run 5/3/2024 11:15 AM View: Intrawell PL

Plant Daniel Data: Plant Daniel Gypsum CCR

	MW-2	MW-2
3/22/2016	<0.1	
5/16/2016	<0.1	
7/11/2016	<0.1	
9/13/2016	<0.1	
11/17/2016	<0.1	
1/16/2017	<0.1	
3/20/2017	<0.1	
5/23/2017	<0.1	
10/18/2017	<0.1	
6/2/2018	<0.1	
11/8/2018	<0.1	
4/19/2019	0.0267 (J)	
9/25/2019	<0.1	
2/21/2020	<0.1	
4/15/2020	<0.1	
10/23/2020	<0.1	
3/15/2021	<0.1	
10/6/2021	0.0269 (J)	
3/14/2022	0.0271 (J)	
10/3/2022	<0.1	
4/18/2023	<0.1	
10/26/2023	0.0679 (J)	
3/19/2024		0.0267 (J)

ND substitution: RL or RL/2 if <15% NDs.

Prediction Limit

Constituent: Fluoride (mg/L) Analysis Run 5/3/2024 11:15 AM View: Intrawell PL

Plant Daniel Data: Plant Daniel Gypsum CCR

	MW-3	MW-3
3/22/2016	0.04 (J)	
5/16/2016	0.04 (J)	
7/11/2016	0.04 (J)	
9/12/2016	0.04 (J)	
11/16/2016	0.04 (J)	
1/16/2017	<0.1	
3/20/2017	<0.1	
5/22/2017	0.04 (J)	
10/17/2017	0.05 (J)	
6/2/2018	0.05 (J)	
11/7/2018	0.05 (J)	
4/19/2019	0.108	
6/7/2019	0.0937 (J)	
9/25/2019	0.198	
11/29/2019	0.331 (o)	
2/22/2020	0.222	
4/14/2020	0.23	
10/23/2020	0.0988 (J)	
3/15/2021	0.0991 (J)	
10/6/2021	0.11	
3/14/2022	0.0643 (J)	
10/3/2022	0.0388 (J)	
4/17/2023	0.0355 (J)	
10/26/2023	0.0891 (J)	
3/18/2024		0.0762 (J)

ND substitution: RL or RL/2 if <15% NDs.

Prediction Limit

Constituent: Fluoride (mg/L) Analysis Run 5/3/2024 11:15 AM View: Intrawell PL

Plant Daniel Data: Plant Daniel Gypsum CCR

	MW-4	MW-4
3/22/2016	<0.1	
5/16/2016	<0.1	
7/12/2016	<0.1	
9/13/2016	<0.1	
11/16/2016	<0.1	
1/16/2017	<0.1	
3/20/2017	<0.1	
5/23/2017	<0.1	
10/18/2017	<0.1	
6/2/2018	<0.1	
11/8/2018	<0.1	
4/19/2019	<0.1	
9/25/2019	<0.1	
2/22/2020	<0.1	
4/15/2020	<0.1	
10/23/2020	<0.1	
3/15/2021	<0.1	
10/6/2021	<0.1	
3/14/2022	<0.1	
10/4/2022	<0.1	
4/17/2023	<0.1	
10/26/2023	0.0792 (J)	
3/19/2024		<0.1

ND substitution: RL or RL/2 if <15% NDs.

Prediction Limit

Constituent: Fluoride (mg/L) Analysis Run 5/3/2024 11:15 AM View: Intrawell PL

Plant Daniel Data: Plant Daniel Gypsum CCR

	MW-5	MW-5
3/22/2016	<0.1	
5/17/2016	<0.1	
7/12/2016	<0.1	
9/13/2016	<0.1	
11/16/2016	<0.1	
1/16/2017	<0.1	
3/20/2017	<0.1	
5/23/2017	<0.1	
10/18/2017	<0.1	
6/2/2018	<0.1	
11/8/2018	<0.1	
4/19/2019	<0.1	
9/25/2019	<0.1	
2/22/2020	<0.1	
4/15/2020	<0.1	
10/23/2020	<0.1	
3/15/2021	<0.1	
10/6/2021	<0.1	
3/15/2022	<0.1	
10/4/2022	<0.1	
4/18/2023	<0.1	
10/26/2023	0.0942 (J)	
3/19/2024		0.0333 (J)

ND substitution: RL or RL/2 if <15% NDs.

Prediction Limit

Constituent: Fluoride (mg/L) Analysis Run 5/3/2024 11:15 AM View: Intrawell PL

Plant Daniel Data: Plant Daniel Gypsum CCR

	MW-6	MW-6
3/22/2016	<0.1	
5/16/2016	<0.1	
7/11/2016	<0.1	
9/12/2016	<0.1	
11/16/2016	<0.1	
1/16/2017	<0.1	
3/20/2017	<0.1	
5/22/2017	0.05 (J)	
10/18/2017	<0.1	
6/2/2018	<0.1	
11/8/2018	<0.1	
4/19/2019	<0.1	
9/25/2019	<0.1	
2/22/2020	<0.1	
4/14/2020	0.0304 (J)	
10/23/2020	<0.1	
3/15/2021	<0.1	
10/6/2021	<0.1	
3/15/2022	0.0268 (J)	
10/4/2022	<0.1	
4/18/2023	<0.1	
10/26/2023	0.084 (J)	
3/18/2024		0.0268 (J)

ND substitution: RL or RL/2 if <15% NDs.

Prediction Limit

Constituent: Fluoride (mg/L) Analysis Run 5/3/2024 11:15 AM View: Intrawell PL

Plant Daniel Data: Plant Daniel Gypsum CCR

	MW-7	MW-7
3/21/2016	<0.1	
5/16/2016	0.04 (J)	
7/11/2016	0.04 (J)	
9/12/2016	<0.1	
11/16/2016	<0.1	
1/16/2017	<0.1	
3/20/2017	<0.1	
5/22/2017	0.04 (J)	
10/18/2017	<0.1	
6/1/2018	<0.1	
11/7/2018	<0.1	
4/19/2019	<0.1	
9/25/2019	<0.1	
2/21/2020	<0.1	
4/14/2020	<0.1	
10/22/2020	<0.1	
3/15/2021	0.027 (J)	
10/6/2021	0.0317 (J)	
3/15/2022	0.0609 (J)	
10/3/2022	0.032 (J)	
4/18/2023	0.0348 (J)	
10/26/2023	0.0398 (J)	
3/18/2024		0.061 (J)

ND substitution: RL or RL/2 if <15% NDs.

Prediction Limit

Constituent: Fluoride (mg/L) Analysis Run 5/3/2024 11:15 AM View: Intrawell PL

Plant Daniel Data: Plant Daniel Gypsum CCR

	MW-8	MW-8
3/21/2016	<0.1	
5/17/2016	<0.1	
7/11/2016	<0.1	
9/13/2016	<0.1	
11/17/2016	<0.1	
1/17/2017	<0.1	
3/20/2017	<0.1	
5/23/2017	<0.1	
10/18/2017	<0.1	
6/1/2018	<0.1	
11/7/2018	<0.1	
4/19/2019	<0.1	
9/25/2019	0.0277 (J)	
2/21/2020	<0.1	
4/15/2020	<0.1	
10/22/2020	<0.1	
3/15/2021	<0.1	
10/6/2021	0.0458 (J)	
3/14/2022	<0.1	
10/3/2022	<0.1	
4/18/2023	<0.1	
10/27/2023	<0.1	
3/20/2024		0.0434 (J)

ND substitution: RL or RL/2 if <15% NDs.

Prediction Limit

Constituent: Fluoride (mg/L) Analysis Run 5/3/2024 11:15 AM View: Intrawell PL

Plant Daniel Data: Plant Daniel Gypsum CCR

	MW-9	MW-9
3/21/2016	<0.1	
5/16/2016	<0.1	
7/11/2016	<0.1	
9/13/2016	<0.1	
11/17/2016	<0.1	
1/17/2017	<0.1	
3/20/2017	<0.1	
5/23/2017	<0.1	
10/18/2017	<0.1	
6/1/2018	<0.1	
11/8/2018	<0.1	
4/19/2019	<0.1	
9/25/2019	0.0313 (J)	
2/21/2020	<0.1	
4/15/2020	<0.1	
10/22/2020	<0.1	
3/15/2021	<0.1	
10/6/2021	<0.1	
3/14/2022	<0.1	
10/3/2022	<0.1	
4/18/2023	<0.1	
10/27/2023	0.0267 (J)	
3/20/2024		0.0421 (J)

ND substitution: RL or RL/2 if <15% NDs.

Prediction Limit

Constituent: pH (SU) Analysis Run 5/3/2024 11:15 AM View: Intrawell PL

Plant Daniel Data: Plant Daniel Gypsum CCR

	MW-1	MW-1
1/29/2015	5.84	
3/3/2015	5.7	
4/7/2015	5.39	
5/14/2015	5.26	
6/3/2015	5.37	
6/18/2015	5.23	
6/30/2015	5.28	
7/15/2015	5.08	
1/11/2016	5.42	
3/22/2016	4.97	
5/17/2016	5.33	
7/12/2016	4.78	
9/13/2016	4.83	
11/17/2016	4.66	
1/16/2017	4.85	
3/20/2017	4.88	
5/23/2017	4.8	
10/18/2017	5.55	
6/2/2018	5.18	
11/8/2018	5.15	
4/19/2019	4.89	
9/25/2019	4.83	
2/22/2020	4.83	
4/15/2020	4.78	
10/23/2020	4.78	
3/15/2021	4.81	
10/6/2021	4.9	
3/14/2022	4.65	
10/3/2022	4.92	
4/18/2023	4.8	
10/26/2023	5.05	
3/19/2024		4.94

Prediction Limit

Constituent: pH (SU) Analysis Run 5/3/2024 11:15 AM View: Intrawell PL

Plant Daniel Data: Plant Daniel Gypsum CCR

	MW-10	MW-10
3/22/2016	5.34	
5/16/2016	5.48	
7/12/2016	4.95	
9/13/2016	4.95	
11/17/2016	4.86	
1/17/2017	5.18	
3/20/2017	4.97	
5/23/2017	4.91	
10/18/2017	4.97	
6/1/2018	5.07	
11/8/2018	5.09	
4/19/2019	5.13	
9/25/2019	4.9	
2/21/2020	5.05	
4/15/2020	4.98	
10/23/2020	4.9	
3/15/2021	4.93	
10/6/2021	5.03	
3/14/2022	4.88	
10/3/2022	5.13	
4/18/2023	4.84	
10/26/2023	5.35	
3/19/2024		5.22

Prediction Limit

Constituent: pH (SU) Analysis Run 5/3/2024 11:15 AM View: Intrawell PL

Plant Daniel Data: Plant Daniel Gypsum CCR

	MW-2	MW-2
1/29/2015	5.68	
3/3/2015	5.61	
4/7/2015	5.43	
5/14/2015	5.37	
6/3/2015	5.29	
6/18/2015	5.22	
6/30/2015	5.07	
7/15/2015	5.17	
1/11/2016	4.96	
3/22/2016	4.81	
5/16/2016	4.82	
7/11/2016	4.88	
9/13/2016	4.86	
11/17/2016	4.79	
1/16/2017	4.79	
3/20/2017	4.87	
5/23/2017	4.84	
10/18/2017	4.92	
6/2/2018	4.88	
11/8/2018	4.92	
4/19/2019	4.85	
9/25/2019	4.79	
2/21/2020	4.82	
4/15/2020	4.9	
10/23/2020	4.8	
3/15/2021	4.83	
10/6/2021	4.89	
3/14/2022	4.62	
10/3/2022	4.75	
4/18/2023	4.61	
10/26/2023	4.96	
3/19/2024		4.84

Prediction Limit

Constituent: pH (SU) Analysis Run 5/3/2024 11:15 AM View: Intrawell PL

Plant Daniel Data: Plant Daniel Gypsum CCR

	MW-3	MW-3
1/29/2015	4.63	
3/3/2015	4.69	
4/7/2015	4.46	
5/14/2015	4.5	
6/3/2015	4.45	
6/18/2015	4.51	
6/30/2015	4.48	
7/15/2015	4.7	
1/11/2016	4.9	
3/22/2016	4.51	
5/16/2016	4.54	
7/11/2016	4.59	
9/12/2016	4.46	
11/16/2016	4.34	
1/16/2017	4.39	
3/20/2017	4.26	
5/22/2017	4.44	
10/17/2017	4.51	
6/2/2018	4.51	
11/7/2018	4.46	
4/19/2019	4.38	
9/25/2019	4.27	
2/22/2020	4.39	
4/14/2020	4.36	
10/23/2020	4.72	
3/15/2021	4.56	
10/6/2021	4.36	
3/14/2022	4.47	
10/3/2022	4.38	
4/17/2023	4.4	
10/26/2023	4.44	
3/18/2024		4.58

Prediction Limit

Constituent: pH (SU) Analysis Run 5/3/2024 11:16 AM View: Intrawell PL

Plant Daniel Data: Plant Daniel Gypsum CCR

	MW-4	MW-4
1/29/2015	5.09	
3/3/2015	5.05	
4/7/2015	4.87	
5/14/2015	4.88	
6/3/2015	4.82	
6/18/2015	4.95	
6/30/2015	4.86	
7/15/2015	4.88	
1/11/2016	5.17	
3/22/2016	4.87	
5/16/2016	4.95	
7/12/2016	4.82	
9/13/2016	4.82	
11/16/2016	4.71	
1/16/2017	4.82	
3/20/2017	4.69	
5/23/2017	4.74	
10/18/2017	4.78	
6/2/2018	4.92	
11/8/2018	4.91	
4/19/2019	4.91	
9/25/2019	4.79	
2/22/2020	4.95	
4/15/2020	4.9	
10/23/2020	4.89	
3/15/2021	4.87	
10/6/2021	4.77	
3/14/2022	4.84	
10/4/2022	4.76	
4/17/2023	4.61	
10/26/2023	4.67	
3/19/2024		4.78

Prediction Limit

Constituent: pH (SU) Analysis Run 5/3/2024 11:16 AM View: Intrawell PL

Plant Daniel Data: Plant Daniel Gypsum CCR

	MW-5	MW-5
3/22/2016	4.79	
5/17/2016	4.81	
7/12/2016	4.71	
9/13/2016	4.76	
11/16/2016	4.65	
1/16/2017	4.76	
3/20/2017	4.61	
5/23/2017	4.73	
10/18/2017	5.07	
12/15/2017	4.86 (R)	
6/2/2018	4.87	
11/8/2018	4.9	
4/19/2019	4.86	
9/25/2019	4.82	
4/15/2020	4.74	
10/23/2020	4.91	
3/15/2021	4.85	
10/6/2021	5.05	
3/15/2022	4.92	
10/4/2022	4.84	
4/18/2023	4.58	
10/26/2023	4.96	
3/19/2024		4.97

Prediction Limit

Constituent: pH (SU) Analysis Run 5/3/2024 11:16 AM View: Intrawell PL

Plant Daniel Data: Plant Daniel Gypsum CCR

	MW-6	MW-6
3/22/2016	4.68	
5/16/2016	4.73	
7/11/2016	4.71	
9/12/2016	4.63	
11/16/2016	4.57	
1/16/2017	4.61	
3/20/2017	4.49	
5/22/2017	4.61	
10/18/2017	4.63	
6/2/2018	4.75	
11/8/2018	4.69	
4/19/2019	4.72	
9/25/2019	4.67	
2/22/2020	4.78	
4/14/2020	4.75	
10/23/2020	4.72	
3/15/2021	4.69	
10/6/2021	4.56	
3/15/2022	4.64	
10/4/2022	4.62	
4/18/2023	4.56	
10/26/2023	4.65	
3/18/2024		4.77

Prediction Limit

Constituent: pH (SU) Analysis Run 5/3/2024 11:16 AM View: Intrawell PL

Plant Daniel Data: Plant Daniel Gypsum CCR

	MW-7	MW-7
3/21/2016	4.46	
5/16/2016	4.55	
7/11/2016	5.16	
9/12/2016	4.44	
11/16/2016	4.36	
1/16/2017	4.47	
3/20/2017	4.22	
5/22/2017	4.38	
10/18/2017	4.49	
6/1/2018	4.54	
11/7/2018	4.48	
4/19/2019	4.51	
9/25/2019	4.47	
2/21/2020	4.44	
4/14/2020	4.73	
10/22/2020	4.59	
3/15/2021	4.52	
10/6/2021	4.35	
3/15/2022	4.24	
10/3/2022	4.37	
4/18/2023	4.32	
10/26/2023	4.39	
3/18/2024		4.48

Prediction Limit

Constituent: pH (SU) Analysis Run 5/3/2024 11:16 AM View: Intrawell PL

Plant Daniel Data: Plant Daniel Gypsum CCR

	MW-8	MW-8
3/21/2016	4.97	
5/17/2016	4.5	
7/11/2016	4.51	
9/13/2016	4.71	
11/17/2016	4.49	
1/17/2017	4.77	
3/20/2017	4.54	
5/23/2017	7.14 (o)	
10/18/2017	4.81	
6/1/2018	4.66	
11/7/2018	4.54	
4/19/2019	4.63	
9/24/2019	4.57	
2/21/2020	4.57	
4/15/2020	4.69	
10/22/2020	4.7	
3/15/2021	4.78	
10/6/2021	4.86	
3/14/2022	4.65	
10/3/2022	4.82	
4/18/2023	4.66	
10/27/2023	4.73	
3/20/2024		4.84

Prediction Limit

Constituent: pH (SU) Analysis Run 5/3/2024 11:16 AM View: Intrawell PL

Plant Daniel Data: Plant Daniel Gypsum CCR

	MW-9	MW-9
3/21/2016	4.85	
5/16/2016	5.01	
7/11/2016	4.87	
9/13/2016	4.92	
11/17/2016	4.82	
1/17/2017	4.89	
3/20/2017	4.92	
5/23/2017	4.86	
10/18/2017	4.96	
6/1/2018	5.02	
11/8/2018	4.98	
4/19/2019	4.94	
9/24/2019	4.86	
2/21/2020	4.78	
4/15/2020	4.87	
10/22/2020	4.86	
3/15/2021	4.88	
10/6/2021	4.98	
3/14/2022	4.76	
10/3/2022	4.95	
4/18/2023	4.75	
10/27/2023	4.91	
3/20/2024		5.01

Prediction Limit

Constituent: Sulfate (mg/L) Analysis Run 5/3/2024 11:16 AM View: Intrawell PL

Plant Daniel Data: Plant Daniel Gypsum CCR

	MW-1	MW-1
1/29/2015	2.4 (J)	
3/3/2015	3.2 (J)	
4/7/2015	2.6 (J)	
5/14/2015	3 (J)	
6/3/2015	2.8 (J)	
6/18/2015	3.9 (J)	
6/30/2015	2.9 (J)	
7/15/2015	2.6 (J)	
1/11/2016	4.5 (J)	
3/22/2016	4 (J)	
5/17/2016	4.1 (J)	
7/12/2016	5.2	
9/13/2016	5.5	
11/17/2016	5.9	
1/16/2017	6.6	
3/20/2017	<6.6	
5/23/2017	6	
10/18/2017	8	
11/27/2017	9.5	
12/16/2017	7.7 (RS)	
6/2/2018	12	
11/8/2018	10	
4/19/2019	10.1	
6/7/2019	8.98	
9/25/2019	8.87	
11/29/2019	9.09	
4/15/2020	9.84	
10/23/2020	8.82	
3/15/2021	9.05	
10/6/2021	10.3	
3/14/2022	9.59	
10/3/2022	8.36	
4/18/2023	7.46	
10/26/2023	9.32	
3/19/2024		9.25

ND substitution: RL or RL/2 if <15% NDs.

Prediction Limit

Constituent: Sulfate (mg/L) Analysis Run 5/3/2024 11:16 AM View: Intrawell PL

Plant Daniel Data: Plant Daniel Gypsum CCR

	MW-10	MW-10
3/22/2016	<1	
5/16/2016	<1	
7/12/2016	<1	
9/13/2016	1.6 (J)	
11/17/2016	<1	
1/17/2017	<1	
3/20/2017	<1	
5/23/2017	<1	
10/18/2017	<1	
6/1/2018	2.1 (J)	
11/8/2018	<1	
4/19/2019	0.702 (J)	
9/25/2019	0.648 (J)	
4/15/2020	<1	
10/23/2020	0.515 (J)	
3/15/2021	<1	
10/6/2021	<1	
3/14/2022	<1	
10/3/2022	3.38	
4/18/2023	3.39	
10/26/2023	4.98	
3/19/2024		5

ND substitution: RL or RL/2 if <15% NDs.

Prediction Limit

Constituent: Sulfate (mg/L) Analysis Run 5/3/2024 11:16 AM View: Intrawell PL

Plant Daniel Data: Plant Daniel Gypsum CCR

	MW-2	MW-2
1/29/2015	<1	
3/3/2015	<1	
4/7/2015	<1	
5/14/2015	<1	
6/3/2015	<1	
6/18/2015	<1	
6/30/2015	<1	
7/15/2015	<1	
1/11/2016	<1	
3/22/2016	<1	
5/16/2016	<1	
7/11/2016	1.4 (J)	
9/13/2016	<1	
11/17/2016	<1	
1/16/2017	<1	
3/20/2017	<1	
5/23/2017	<1	
10/18/2017	<1	
11/27/2017	3.1	
6/2/2018	<1	
11/8/2018	<1	
4/19/2019	0.468 (J)	
9/25/2019	0.436 (J)	
4/15/2020	<1	
10/23/2020	0.405 (J)	
3/15/2021	<1	
10/6/2021	<1	
3/14/2022	0.861 (J)	
10/3/2022	<1	
4/18/2023	0.784 (J)	
10/26/2023	1.05	
3/19/2024		0.888 (J)

ND substitution: RL or RL/2 if <15% NDs.

Prediction Limit

Constituent: Sulfate (mg/L) Analysis Run 5/3/2024 11:16 AM View: Intrawell PL

Plant Daniel Data: Plant Daniel Gypsum CCR

	MW-3	MW-3
1/29/2015	<1.4	
3/3/2015	<1.4	
4/7/2015	<1.4	
5/14/2015	<1.4	
6/3/2015	<1.4	
6/18/2015	<1.4	
6/30/2015	<1.4	
7/15/2015	<1.4	
1/11/2016	<1.4	
3/22/2016	<1.4	
5/16/2016	<1.4	
7/11/2016	<1.4	
9/12/2016	<1.4	
11/16/2016	<1.4	
1/16/2017	<1.4	
3/20/2017	<1.4	
5/22/2017	<1.4	
10/17/2017	<1.4	
11/27/2017	2.9	
6/2/2018	<1.4	
11/7/2018	2.1 (J)	
4/19/2019	19.5	
6/7/2019	19.2	
9/25/2019	65.1 (o)	
11/29/2019	107 (o)	
4/14/2020	194 (o)	
10/23/2020	142 (o)	
3/15/2021	116 (o)	
10/6/2021	2.93	
3/14/2022	2.2	
10/3/2022	1.25	
4/17/2023	1.58	
10/26/2023	1.97	
3/18/2024		14.8

ND substitution: RL or RL/2 if <15% NDs.

Prediction Limit

Constituent: Sulfate (mg/L) Analysis Run 5/3/2024 11:16 AM View: Intrawell PL

Plant Daniel Data: Plant Daniel Gypsum CCR

	MW-4	MW-4
1/29/2015	<5	
3/3/2015	<5	
4/7/2015	<5	
5/14/2015	<5	
6/3/2015	<5	
6/18/2015	<5	
6/30/2015	<5	
7/15/2015	<5	
1/11/2016	<5	
3/22/2016	<5	
5/16/2016	<5	
7/12/2016	<5	
9/13/2016	<5	
11/16/2016	<5	
1/16/2017	<5	
3/20/2017	<5	
5/23/2017	<5	
10/18/2017	<5	
11/27/2017	4.1	
6/2/2018	1.9 (J)	
11/8/2018	1.8 (J)	
4/19/2019	2.1	
9/25/2019	2.3	
4/15/2020	2	
10/23/2020	1.75	
3/15/2021	1.94	
10/6/2021	1.97	
3/14/2022	2.04	
10/4/2022	1.86	
4/17/2023	2.15	
10/26/2023	3.13	
3/19/2024		3

ND substitution: RL or RL/2 if <15% NDs.

Prediction Limit

Constituent: Sulfate (mg/L) Analysis Run 5/3/2024 11:16 AM View: Intrawell PL

Plant Daniel Data: Plant Daniel Gypsum CCR

	MW-5	MW-5
3/22/2016	<5	
5/17/2016	<5	
7/12/2016	<5	
9/13/2016	<5	
11/16/2016	<5	
1/16/2017	<5	
3/20/2017	<5	
5/23/2017	<5	
10/18/2017	<5	
6/2/2018	3.4 (J)	
11/8/2018	3.1 (J)	
4/19/2019	3.82	
9/25/2019	3.52	
4/15/2020	3.38	
10/23/2020	3.33	
3/15/2021	3.42	
10/6/2021	6.05	
3/15/2022	5.54	
10/4/2022	6.61	
4/18/2023	7.27	
10/26/2023	7.15	
3/19/2024		5.39

ND substitution: RL or RL/2 if <15% NDs.

Prediction Limit

Constituent: Sulfate (mg/L) Analysis Run 5/3/2024 11:16 AM View: Intrawell PL

Plant Daniel Data: Plant Daniel Gypsum CCR

	MW-6	MW-6
3/22/2016	2.9 (J)	
5/16/2016	2.7 (J)	
7/11/2016	2.5 (J)	
9/12/2016	2.8 (J)	
11/16/2016	3.1 (J)	
1/16/2017	2.1	
3/20/2017	<5	
5/22/2017	1.9 (J)	
10/18/2017	<5	
6/2/2018	1.8 (J)	
11/8/2018	1.6 (J)	
4/19/2019	1.96	
9/25/2019	1.98	
4/14/2020	1.85	
10/23/2020	1.75	
3/15/2021	1.8	
10/6/2021	0.802 (J)	
3/15/2022	0.791 (J)	
10/4/2022	0.791 (J)	
4/18/2023	1.23	
10/26/2023	1.95	
3/18/2024		6.3

ND substitution: RL or RL/2 if <15% NDs.

Prediction Limit

Constituent: Sulfate (mg/L) Analysis Run 5/3/2024 11:16 AM View: Intrawell PL

Plant Daniel Data: Plant Daniel Gypsum CCR

	MW-7	MW-7
3/21/2016	<1	
5/16/2016	<1	
7/11/2016	<1	
9/12/2016	<1	
11/16/2016	<1	
1/16/2017	<1	
3/20/2017	<1	
5/22/2017	<1	
10/18/2017	<1	
6/1/2018	<1	
11/7/2018	<1	
4/19/2019	0.449 (J)	
9/25/2019	1.57	
4/14/2020	<1	
10/22/2020	<1	
3/15/2021	<1	
10/6/2021	<1	
3/15/2022	<1	
10/3/2022	<1	
4/18/2023	<1	
10/26/2023	<1	
3/18/2024		<1

ND substitution: RL or RL/2 if <15% NDs.

Prediction Limit

Constituent: Sulfate (mg/L) Analysis Run 5/3/2024 11:16 AM View: Intrawell PL

Plant Daniel Data: Plant Daniel Gypsum CCR

	MW-8	MW-8
3/21/2016	<1	
5/17/2016	<1	
7/11/2016	<1	
9/13/2016	<1	
11/17/2016	<1	
1/17/2017	<1	
3/20/2017	<1	
5/23/2017	<1	
10/18/2017	<1	
6/1/2018	1.4 (J)	
11/7/2018	<1	
4/19/2019	0.906 (J)	
9/25/2019	<1	
4/15/2020	<1	
10/22/2020	0.657 (J)	
3/15/2021	1.2	
10/6/2021	4.11	
3/14/2022	3.09	
10/3/2022	3.06	
4/18/2023	2.83	
10/27/2023	2.55	
3/20/2024		2.34

ND substitution: RL or RL/2 if <15% NDs.

Prediction Limit

Constituent: Sulfate (mg/L) Analysis Run 5/3/2024 11:16 AM View: Intrawell PL

Plant Daniel Data: Plant Daniel Gypsum CCR

	MW-9	MW-9
3/21/2016	<1	
5/16/2016	1.7 (J)	
7/11/2016	1.5 (J)	
9/13/2016	1.5 (J)	
11/17/2016	<1	
1/17/2017	<1	
3/20/2017	<1	
5/23/2017	<1	
10/18/2017	<1	
6/1/2018	3.3 (J)	
11/8/2018	1.8 (J)	
4/19/2019	2.3	
9/25/2019	<1	
4/15/2020	1.64	
10/22/2020	1.46	
3/15/2021	1.37	
10/6/2021	2.4	
3/14/2022	1.58	
10/3/2022	2.45	
4/18/2023	2.88	
10/27/2023	3.34	
3/20/2024		2.68

ND substitution: RL or RL/2 if <15% NDs.

Prediction Limit

Constituent: Total Dissolved Solids (mg/L) Analysis Run 5/3/2024 11:16 AM View: Intrawell PL

Plant Daniel Data: Plant Daniel Gypsum CCR

	MW-1	MW-1
3/22/2016	60	
5/17/2016	90	
7/12/2016	56	
9/13/2016	88	
11/17/2016	80	
1/16/2017	68	
3/20/2017	12	
5/23/2017	54	
10/18/2017	70	
6/2/2018	20	
11/8/2018	30	
4/19/2019	38	
9/25/2019	52	
4/15/2020	43	
10/23/2020	36	
3/15/2021	36	
10/6/2021	51	
3/14/2022	38	
10/3/2022	64	
4/18/2023	37	
10/26/2023	31	
3/19/2024		18

Prediction Limit

Constituent: Total Dissolved Solids (mg/L) Analysis Run 5/3/2024 11:16 AM View: Intrawell PL

Plant Daniel Data: Plant Daniel Gypsum CCR

	MW-10	MW-10
3/22/2016	26	
5/16/2016	44	
7/12/2016	<5	
9/13/2016	24	
11/17/2016	38	
1/17/2017	20	
3/20/2017	6	
5/23/2017	40	
10/18/2017	20	
6/1/2018	28	
11/8/2018	68	
4/19/2019	20	
9/25/2019	29	
4/15/2020	22	
10/23/2020	29	
3/15/2021	22	
10/6/2021	39	
3/14/2022	26	
10/3/2022	33	
4/18/2023	34	
10/26/2023	23	
3/19/2024		20

ND substitution: RL or RL/2 if <15% NDs.

Prediction Limit

Constituent: Total Dissolved Solids (mg/L) Analysis Run 5/3/2024 11:16 AM View: Intrawell PL

Plant Daniel Data: Plant Daniel Gypsum CCR

	MW-2	MW-2
3/22/2016	28	
5/16/2016	18	
7/11/2016	4 (J)	
9/13/2016	26	
11/17/2016	36	
1/16/2017	12	
3/20/2017	<3.4	
5/23/2017	26	
10/18/2017	32	
6/2/2018	<3.4	
11/8/2018	68	
4/19/2019	29	
9/25/2019	27	
4/15/2020	32	
10/23/2020	27	
3/15/2021	30	
10/6/2021	35	
3/14/2022	29	
10/3/2022	41	
4/18/2023	35	
10/26/2023	15	
3/19/2024		23

ND substitution: RL or RL/2 if <15% NDs.

Prediction Limit

Constituent: Total Dissolved Solids (mg/L) Analysis Run 5/3/2024 11:16 AM View: Intrawell PL

Plant Daniel Data: Plant Daniel Gypsum CCR

	MW-3	MW-3
3/22/2016	22	
5/16/2016	52	
7/11/2016	16	
9/12/2016	30	
11/16/2016	42	
1/16/2017	42	
3/20/2017	12	
5/22/2017	34	
10/17/2017	60	
6/2/2018	<3.4	
11/7/2018	42	
4/19/2019	83	
6/7/2019	76	
9/25/2019	143 (o)	
11/29/2019	180 (o)	
4/14/2020	299 (o)	
10/23/2020	244 (o)	
3/15/2021	201 (o)	
10/6/2021	80	
3/14/2022	42	
10/3/2022	61	
4/17/2023	42	
10/26/2023	29	
3/18/2024		57

ND substitution: RL or RL/2 if <15% NDs.

Prediction Limit

Constituent: Total Dissolved Solids (mg/L) Analysis Run 5/3/2024 11:16 AM View: Intrawell PL

Plant Daniel Data: Plant Daniel Gypsum CCR

	MW-4	MW-4
3/22/2016	26	
5/16/2016	28	
7/12/2016	24	
9/13/2016	32	
11/16/2016	60	
1/16/2017	32	
3/20/2017	<5	
5/23/2017	48	
10/18/2017	54	
6/2/2018	32	
11/8/2018	14	
4/19/2019	43	
9/25/2019	44	
4/15/2020	31	
10/23/2020	32	
3/15/2021	27	
10/6/2021	33	
3/14/2022	16	
10/4/2022	36	
4/17/2023	34	
10/26/2023	13	
3/19/2024		16

ND substitution: RL or RL/2 if <15% NDs.

Prediction Limit

Constituent: Total Dissolved Solids (mg/L) Analysis Run 5/3/2024 11:16 AM View: Intrawell PL

Plant Daniel Data: Plant Daniel Gypsum CCR

	MW-5	MW-5
3/22/2016	36	
5/17/2016	36	
7/12/2016	34	
9/13/2016	34	
11/16/2016	56	
1/16/2017	32	
3/20/2017	20	
5/23/2017	32	
10/18/2017	50	
6/2/2018	<10	
11/8/2018	22	
4/19/2019	34	
9/25/2019	42	
4/15/2020	26	
10/23/2020	31	
3/15/2021	32	
10/6/2021	27	
3/15/2022	12	
10/4/2022	41	
4/18/2023	29	
10/26/2023	<10	
3/19/2024		<10

ND substitution: RL or RL/2 if <15% NDs.

Prediction Limit

Constituent: Total Dissolved Solids (mg/L) Analysis Run 5/3/2024 11:16 AM View: Intrawell PL

Plant Daniel Data: Plant Daniel Gypsum CCR

	MW-6	MW-6
3/22/2016	<3.4	
5/16/2016	24	
7/11/2016	14	
9/12/2016	26	
11/16/2016	40	
1/16/2017	32	
3/20/2017	10	
5/22/2017	30	
10/18/2017	28	
6/2/2018	<3.4	
11/8/2018	12	
4/19/2019	26	
9/25/2019	46	
4/14/2020	26	
10/23/2020	25	
3/15/2021	29	
10/6/2021	38	
3/15/2022	24	
10/4/2022	28	
4/18/2023	32	
10/26/2023	12	
3/18/2024		23

ND substitution: RL or RL/2 if <15% NDs.

Prediction Limit

Constituent: Total Dissolved Solids (mg/L) Analysis Run 5/3/2024 11:16 AM View: Intrawell PL

Plant Daniel Data: Plant Daniel Gypsum CCR

	MW-7	MW-7
3/21/2016	52	
5/16/2016	44	
7/11/2016	22	
9/12/2016	24	
11/16/2016	52	
1/16/2017	32	
3/20/2017	16	
5/22/2017	48	
10/18/2017	50	
6/1/2018	42	
11/7/2018	54	
4/19/2019	36	
9/25/2019	42	
4/14/2020	30	
10/22/2020	35	
3/15/2021	32	
10/6/2021	53	
3/15/2022	54	
10/3/2022	79	
4/18/2023	53	
10/26/2023	36	
3/18/2024		46

Prediction Limit

Constituent: Total Dissolved Solids (mg/L) Analysis Run 5/3/2024 11:16 AM View: Intrawell PL

Plant Daniel Data: Plant Daniel Gypsum CCR

	MW-8	MW-8
3/21/2016	42	
5/17/2016	38	
7/11/2016	14	
9/13/2016	40	
11/17/2016	40	
1/17/2017	36	
3/20/2017	<5	
5/23/2017	44	
10/18/2017	28	
6/1/2018	60	
11/7/2018	40	
4/19/2019	71	
9/25/2019	61	
4/15/2020	53	
10/22/2020	42	
3/15/2021	39	
10/6/2021	36	
3/14/2022	23	
10/3/2022	40	
4/18/2023	35	
10/27/2023	19	
3/20/2024		17

ND substitution: RL or RL/2 if <15% NDs.

Prediction Limit

Constituent: Total Dissolved Solids (mg/L) Analysis Run 5/3/2024 11:16 AM View: Intrawell PL

Plant Daniel Data: Plant Daniel Gypsum CCR

	MW-9	MW-9
3/21/2016	30	
5/16/2016	32	
7/11/2016	24	
9/13/2016	34	
11/17/2016	52	
1/17/2017	<5	
3/20/2017	14	
5/23/2017	36	
10/18/2017	34	
6/1/2018	42	
11/8/2018	30	
4/19/2019	23	
9/25/2019	33	
4/15/2020	28	
10/22/2020	35	
3/15/2021	31	
10/6/2021	37	
3/14/2022	56	
10/3/2022	31	
4/18/2023	23	
10/27/2023	19	
3/20/2024		21

ND substitution: RL or RL/2 if <15% NDs.

Trend Tests - Prediction Limit Exceedances

Intrawell Prediction Limit Exceedances - Trend Tests - Significant Results

Plant Daniel Data: Plant Daniel Gypsum CCR Printed 5/2/2024, 11:37 PM

Constituent	Well	Slope	Calc.	Critical	Sig.	N	%NDs	Normality	Xform	Alpha	Method
Chloride (mg/L)	**MW-1 (bg)**	**-0.8853**	**-123**	**-92**	**Yes**	**22**	**0**	**n/a**	**n/a**	**0.01**	**NP**
Chloride (mg/L)	**MW-2 (bg)**	**0.3412**	**137**	**92**	**Yes**	**22**	**0**	**n/a**	**n/a**	**0.01**	**NP**
Sulfate (mg/L)	**MW-1 (bg)**	**1.068**	**384**	**184**	**Yes**	**35**	**2.857**	**n/a**	**n/a**	**0.01**	**NP**
Sulfate (mg/L)	**MW-6**	**-0.2131**	**-116**	**-92**	**Yes**	**22**	**9.091**	**n/a**	**n/a**	**0.01**	**NP**

Intrawell Prediction Limit Exceedances - Trend Tests - All Results

Plant Daniel Data: Plant Daniel Gypsum CCR Printed 5/2/2024, 11:37 PM

Constituent	Well	Slope	Calc.	Critical	Sig.	N	%NDs	Normality	Xform	Alpha	Method
Chloride (mg/L)	**MW-1 (bg)**	**-0.8853**	**-123**	**-92**	**Yes**	**22**	**0**	**n/a**	**n/a**	**0.01**	**NP**
Chloride (mg/L)	MW-10 (bg)	0.06687	13	92	No	22	4.545	n/a	n/a	0.01	NP
Chloride (mg/L)	**MW-2 (bg)**	**0.3412**	**137**	**92**	**Yes**	**22**	**0**	**n/a**	**n/a**	**0.01**	**NP**
Sulfate (mg/L)	**MW-1 (bg)**	**1.068**	**384**	**184**	**Yes**	**35**	**2.857**	**n/a**	**n/a**	**0.01**	**NP**
Sulfate (mg/L)	MW-10 (bg)	0	49	92	No	22	59.09	n/a	n/a	0.01	NP
Sulfate (mg/L)	MW-2 (bg)	0	-83	-161	No	32	71.88	n/a	n/a	0.01	NP
Sulfate (mg/L)	**MW-6**	**-0.2131**	**-116**	**-92**	**Yes**	**22**	**9.091**	**n/a**	**n/a**	**0.01**	**NP**

Sanitas™ v.10.0.16 . UG

Sen's Slope Estimator

MW-1 (bg)

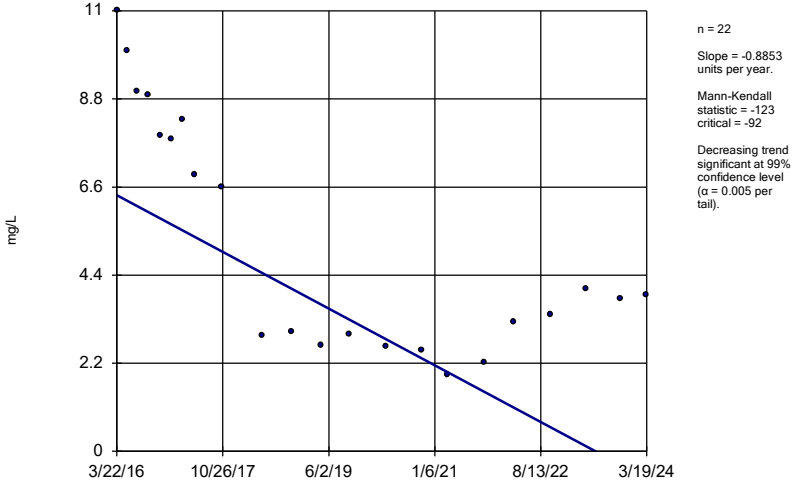

n = 22

Slope = -0.8853 units per year.

Mann-Kendall statistic = -123 critical = -92

Decreasing trend significant at 99% confidence level (α = 0.005 per tail).

Constituent: Chloride Analysis Run 5/2/2024 11:36 PM View: Appendix III - Trend Tests

Plant Daniel Data: Plant Daniel Gypsum CCR

Sanitas™ v.10.0.16 . UG

Hollow symbols indicate censored values.

Sen's Slope Estimator

MW-10 (bg)

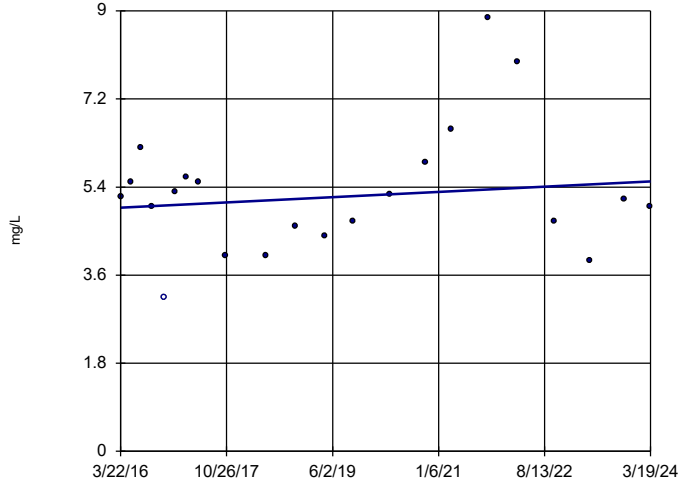

n = 22

Slope = 0.06687 units per year.

Mann-Kendall statistic = 13 critical = 92

Trend not sig-nificant at 99% confidence level (α = 0.005 per tail).

Constituent: Chloride Analysis Run 5/2/2024 11:36 PM View: Appendix III - Trend Tests

Plant Daniel Data: Plant Daniel Gypsum CCR

Sanitas™ v.10.0.16 . UG

Sen's Slope Estimator

MW-2 (bg)

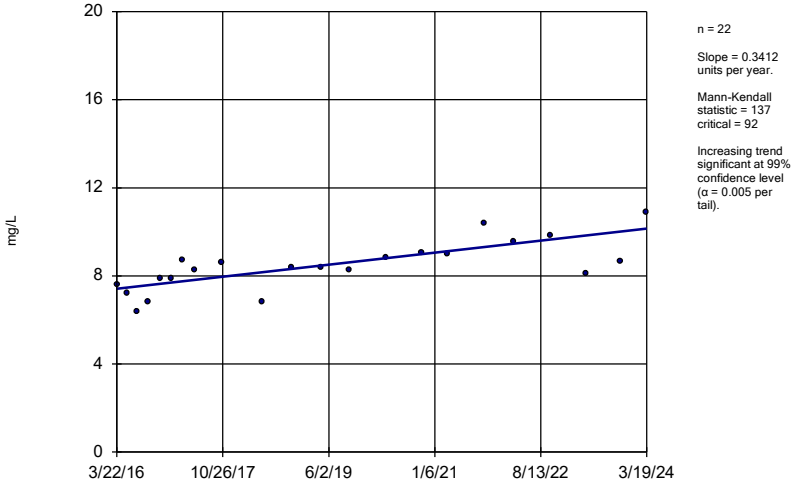

n = 22

Slope = 0.3412 units per year.

Mann-Kendall statistic = 137 critical = 92

Increasing trend significant at 99% confidence level (α = 0.005 per tail).

Constituent: Chloride Analysis Run 5/2/2024 11:36 PM View: Appendix III - Trend Tests

Plant Daniel Data: Plant Daniel Gypsum CCR

Sanitas™ v.10.0.16 . UG

Hollow symbols indicate censored values.

Sen's Slope Estimator

MW-1 (bg)

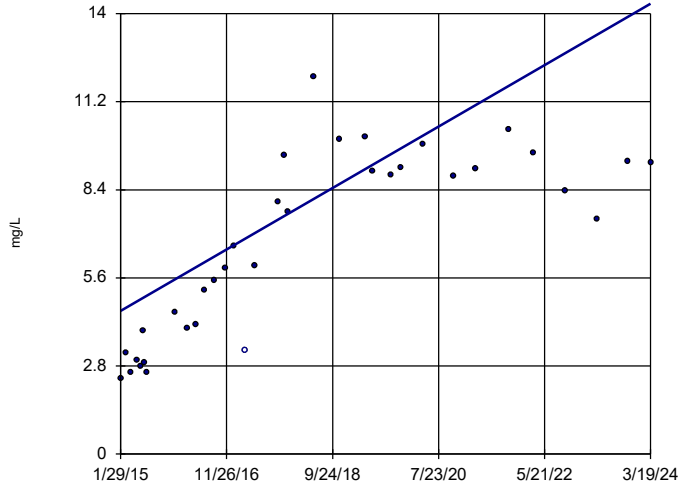

n = 35

Slope = 1.068 units per year.

Mann-Kendall statistic = 384 critical = 184

Increasing trend significant at 99% confidence level (α = 0.005 per tail).

Constituent: Sulfate Analysis Run 5/2/2024 11:36 PM View: Appendix III - Trend Tests

Plant Daniel Data: Plant Daniel Gypsum CCR

Sanitas™ v.10.0.16 . UG
Hollow symbols indicate censored values.

Sen's Slope Estimator

MW-10 (bg)

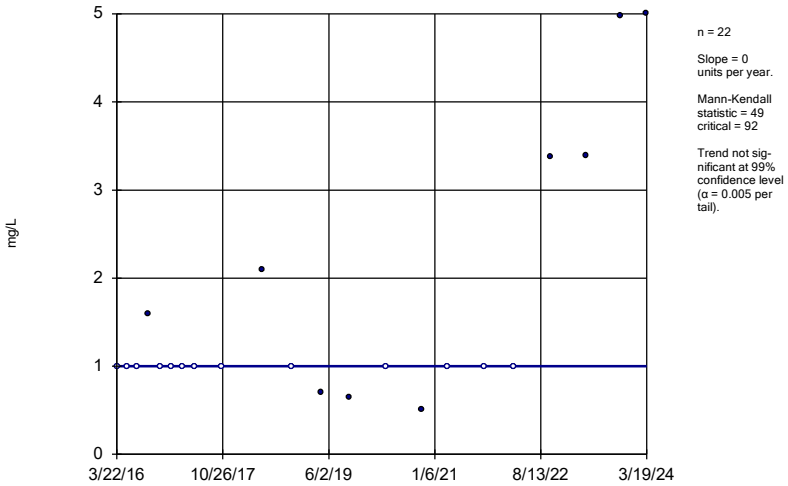

n = 22

Slope = 0 units per year.

Mann-Kendall statistic = 49
critical = 92

Trend not significant at 99% confidence level (α = 0.005 per tail).

Constituent: Sulfate Analysis Run 5/2/2024 11:36 PM View: Appendix III - Trend Tests
Plant Daniel Data: Plant Daniel Gypsum CCR

Sanitas™ v.10.0.16 . UG
Hollow symbols indicate censored values.

Sen's Slope Estimator

MW-2 (bg)

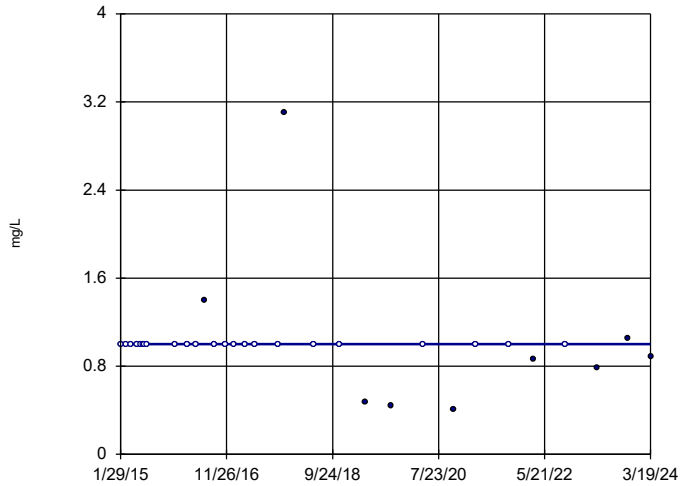

n = 32

Slope = 0 units per year.

Mann-Kendall statistic = -83
critical = -161

Trend not significant at 99% confidence level (α = 0.005 per tail).

Constituent: Sulfate Analysis Run 5/2/2024 11:36 PM View: Appendix III - Trend Tests
Plant Daniel Data: Plant Daniel Gypsum CCR

Sanitas™ v.10.0.16 . UG
Hollow symbols indicate censored values.

Sen's Slope Estimator

MW-6

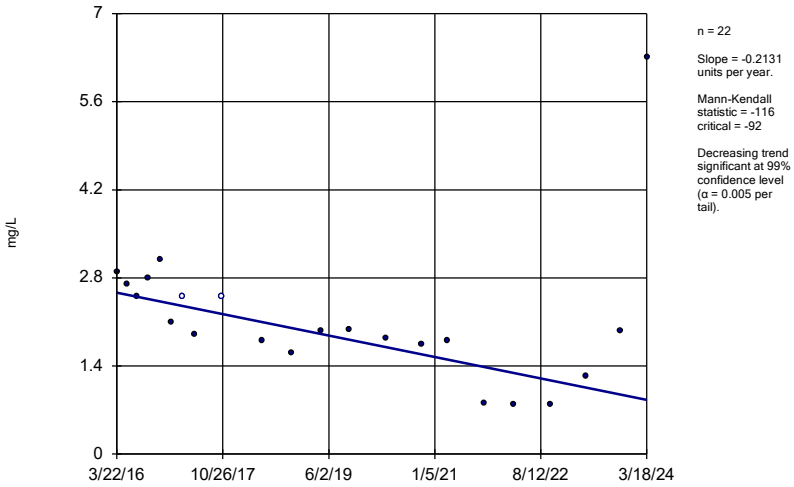

n = 22

Slope = -0.2131 units per year.

Mann-Kendall statistic = -116
critical = -92

Decreasing trend significant at 99% confidence level (α = 0.005 per tail).

Constituent: Sulfate Analysis Run 5/2/2024 11:36 PM View: Appendix III - Trend Tests
Plant Daniel Data: Plant Daniel Gypsum CCR

Upper Tolerance Limits

Upper Tolerance Limits

Plant Daniel Data: Plant Daniel Gypsum CCR Printed 5/1/2024, 6:03 PM

Constituent	Upper Lim.	Bg N	Std. Dev.	%NDs	ND Adj.	Transform	Alpha	Method
Antimony (mg/L)	0.002	51	n/a	94.12	n/a	n/a	0.0731	NP Inter(NDs)
Arsenic (mg/L)	0.00628	54	n/a	83.33	n/a	n/a	0.06267	NP Inter(NDs)
Barium (mg/L)	0.2456	74	0.6995	0	None	ln(x)	0.05	Inter
Beryllium (mg/L)	0.001	54	n/a	81.48	n/a	n/a	0.06267	NP Inter(NDs)
Cadmium (mg/L)	0.001	51	n/a	98.04	n/a	n/a	0.0731	NP Inter(NDs)
Chromium (mg/L)	0.0073	71	n/a	90.14	n/a	n/a	0.0262	NP Inter(NDs)
Cobalt (mg/L)	0.0044	54	n/a	0	n/a	n/a	0.06267	NP Inter(normality)
Combined Radium 226 + 228 (pCi/L)	3.087	53	0.3667	0	None	sqrt(x)	0.05	Inter
Fluoride (mg/L)	0.1	69	n/a	81.16	n/a	n/a	0.02904	NP Inter(NDs)
Lead (mg/L)	0.001	54	n/a	74.07	n/a	n/a	0.06267	NP Inter(NDs)
Lithium (mg/L)	0.005	51	n/a	86.27	n/a	n/a	0.0731	NP Inter(NDs)
Mercury (mg/L)	0.00031	71	n/a	94.37	n/a	n/a	0.0262	NP Inter(NDs)
Molybdenum (mg/L)	0.005	51	n/a	96.08	n/a	n/a	0.0731	NP Inter(NDs)
Selenium (mg/L)	0.0071	71	n/a	83.1	n/a	n/a	0.0262	NP Inter(NDs)
Thallium (mg/L)	0.001	51	n/a	84.31	n/a	n/a	0.0731	NP Inter(NDs)

Sanitas™ v.10.0.16 . UG
Hollow symbols indicate censored values.

Time Series

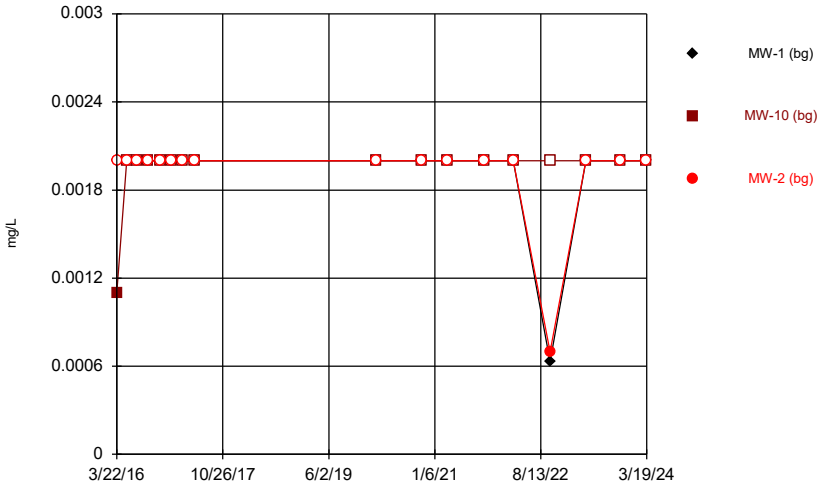

Constituent: Antimony Analysis Run 5/1/2024 6:02 PM View: UTL's - Appendix IV
Plant Daniel Data: Plant Daniel Gypsum CCR

Sanitas™ v.10.0.16 . UG
Hollow symbols indicate censored values.

Time Series

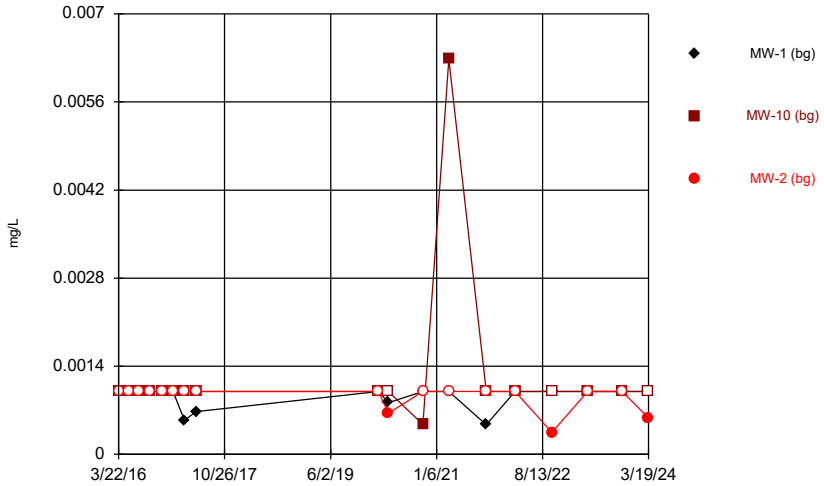

Constituent: Arsenic Analysis Run 5/1/2024 6:02 PM View: UTL's - Appendix IV
Plant Daniel Data: Plant Daniel Gypsum CCR

Sanitas™ v.10.0.16 . UG

Time Series

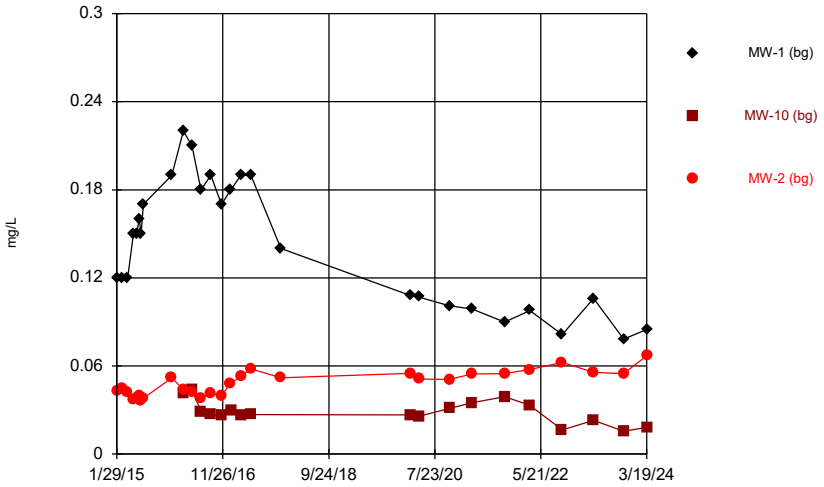

Constituent: Barium Analysis Run 5/1/2024 6:02 PM View: UTL's - Appendix IV
Plant Daniel Data: Plant Daniel Gypsum CCR

Sanitas™ v.10.0.16 . UG
Hollow symbols indicate censored values.

Time Series

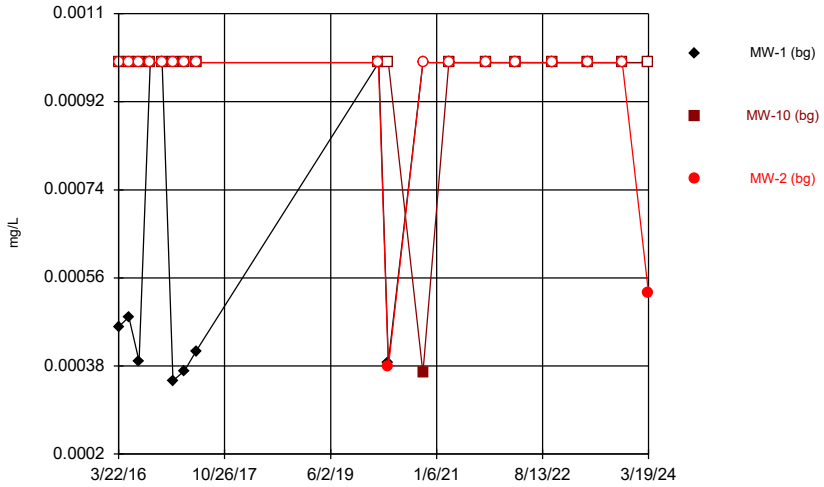

Constituent: Beryllium Analysis Run 5/1/2024 6:02 PM View: UTL's - Appendix IV
Plant Daniel Data: Plant Daniel Gypsum CCR

Sanitas™ v.10.0.16 . UG
Hollow symbols indicate censored values.

Time Series

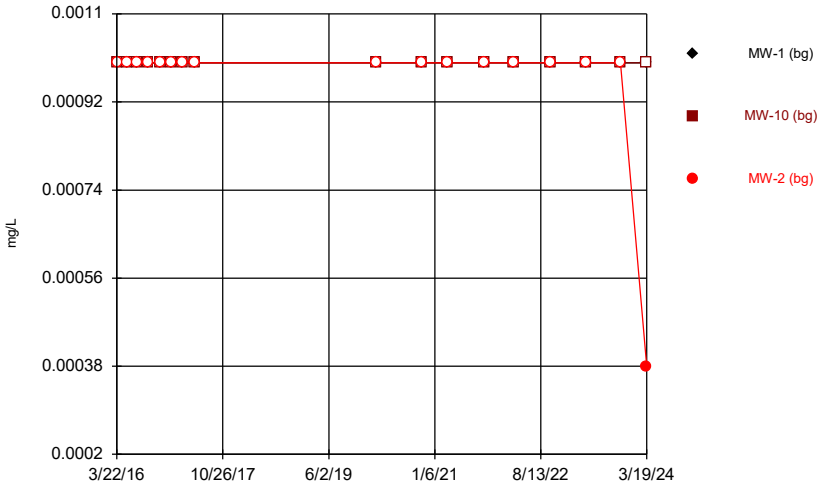

Constituent: Cadmium Analysis Run 5/1/2024 6:02 PM View: UTL's - Appendix IV
Plant Daniel Data: Plant Daniel Gypsum CCR

Sanitas™ v.10.0.16 . UG
Hollow symbols indicate censored values.

Time Series

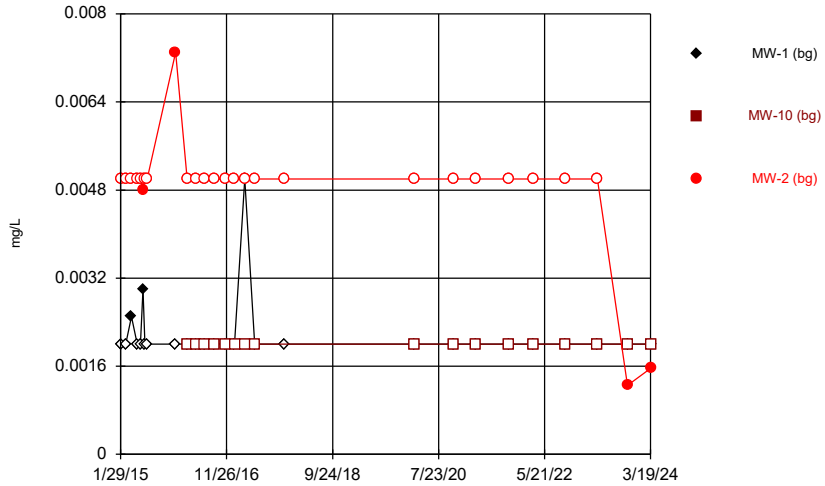

Constituent: Chromium Analysis Run 5/1/2024 6:02 PM View: UTL's - Appendix IV
Plant Daniel Data: Plant Daniel Gypsum CCR

Sanitas™ v.10.0.16 . UG

Time Series

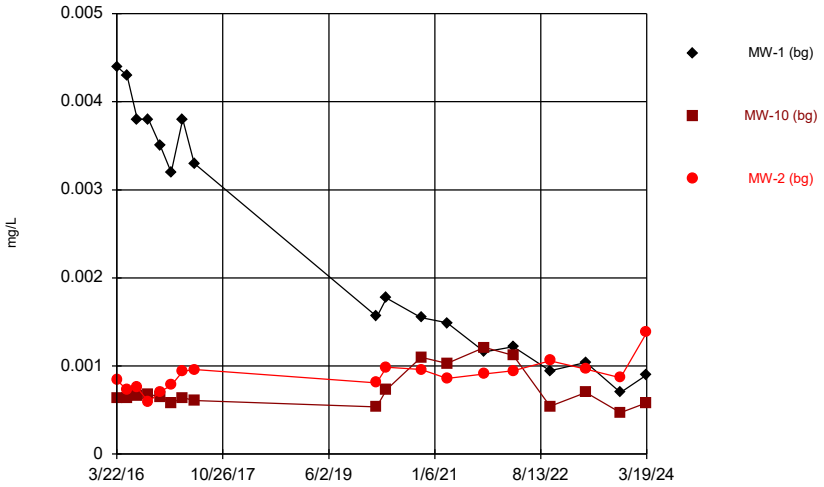

Constituent: Cobalt Analysis Run 5/1/2024 6:02 PM View: UTL's - Appendix IV
Plant Daniel Data: Plant Daniel Gypsum CCR

Sanitas™ v.10.0.16 . UG

Time Series

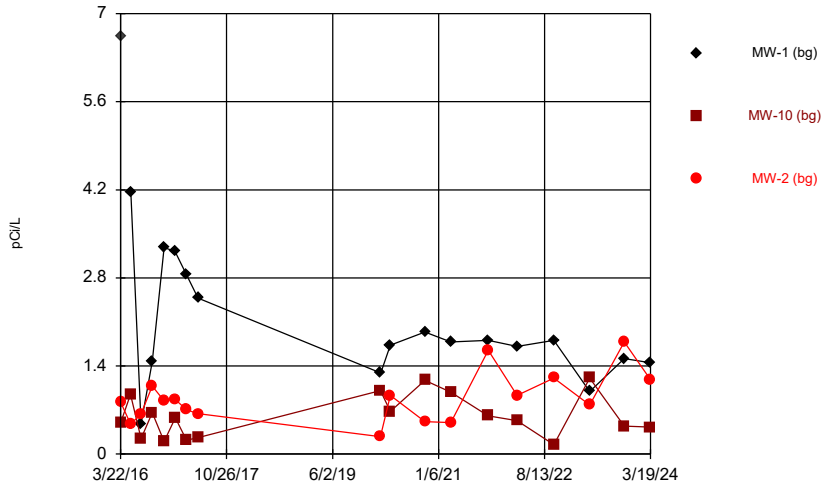

Constituent: Combined Radium 226 + 228 Analysis Run 5/1/2024 6:02 PM View: UTL's - Appendix IV
Plant Daniel Data: Plant Daniel Gypsum CCR

Sanitas™ v.10.0.16 . UG
Hollow symbols indicate censored values.

Time Series

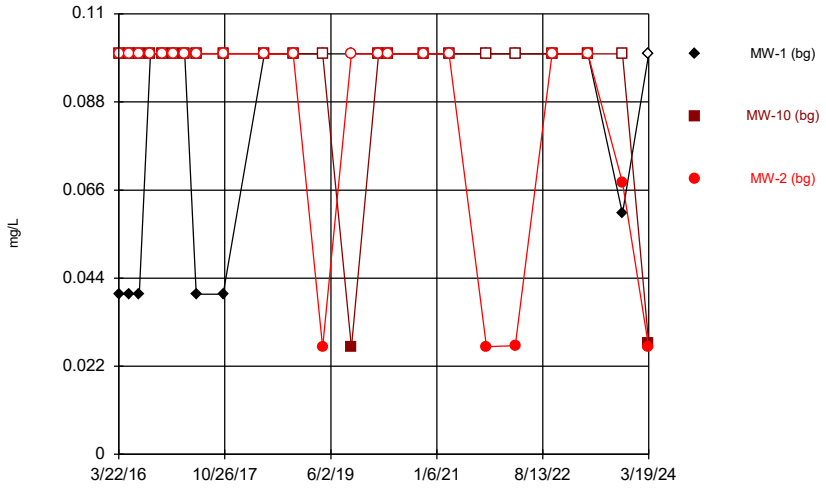

Constituent: Fluoride Analysis Run 5/1/2024 6:02 PM View: UTL's - Appendix IV
Plant Daniel Data: Plant Daniel Gypsum CCR

Sanitas™ v.10.0.16 . UG
Hollow symbols indicate censored values.

Time Series

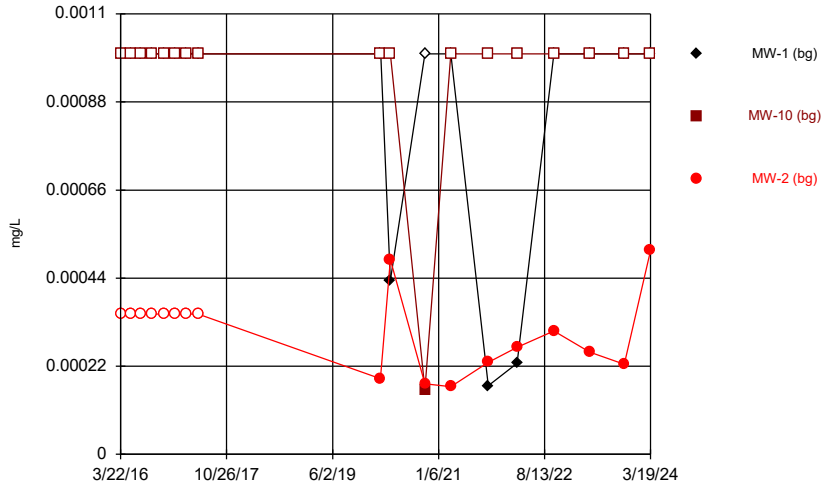

Constituent: Lead Analysis Run 5/1/2024 6:02 PM View: UTL's - Appendix IV
Plant Daniel Data: Plant Daniel Gypsum CCR

Sanitas™ v.10.0.16 . UG
Hollow symbols indicate censored values.

Time Series

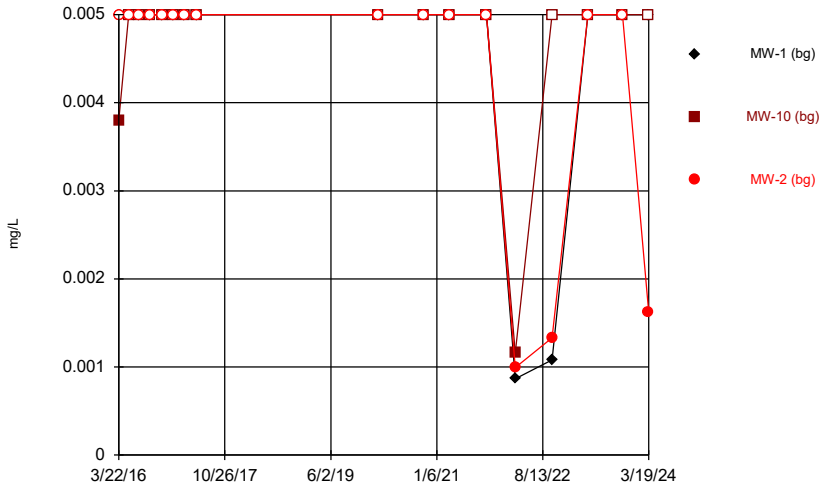

Constituent: Lithium Analysis Run 5/1/2024 6:02 PM View: UTL's - Appendix IV
Plant Daniel Data: Plant Daniel Gypsum CCR

Sanitas™ v.10.0.16 . UG
Hollow symbols indicate censored values.

Time Series

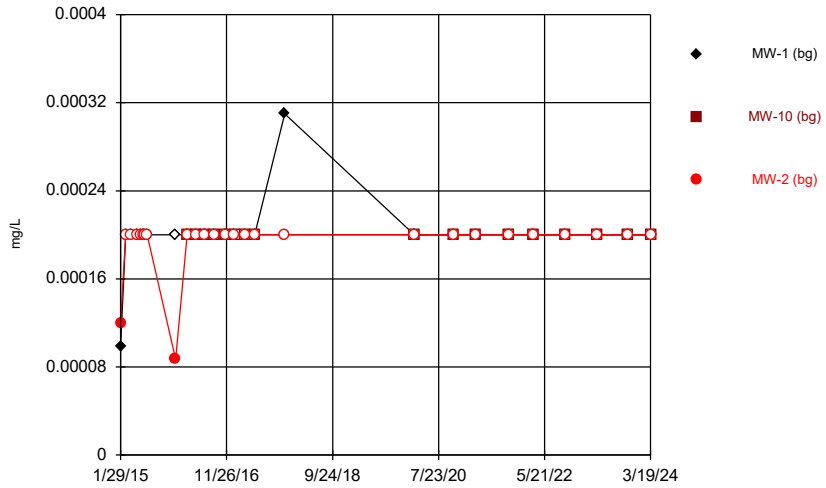

Constituent: Mercury Analysis Run 5/1/2024 6:02 PM View: UTL's - Appendix IV
Plant Daniel Data: Plant Daniel Gypsum CCR

Sanitas™ v.10.0.16 . UG
Hollow symbols indicate censored values.

Time Series

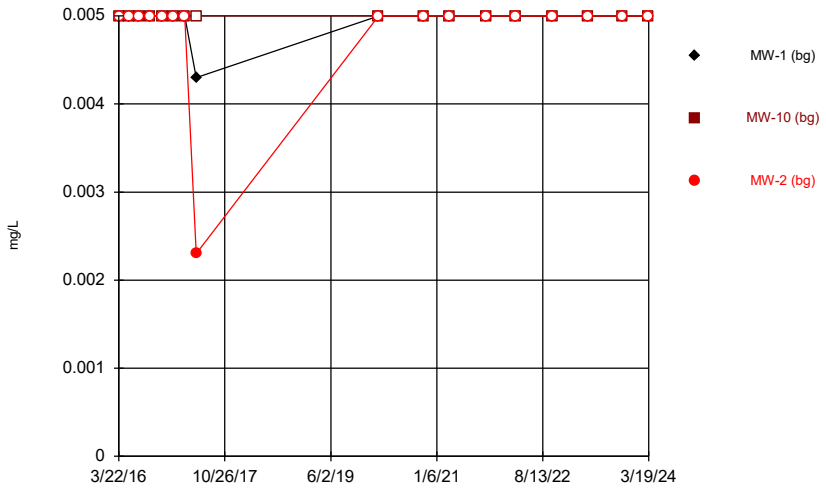

Constituent: Molybdenum Analysis Run 5/1/2024 6:02 PM View: UTL's - Appendix IV
Plant Daniel Data: Plant Daniel Gypsum CCR

Sanitas™ v.10.0.16 . UG
Hollow symbols indicate censored values.

Time Series

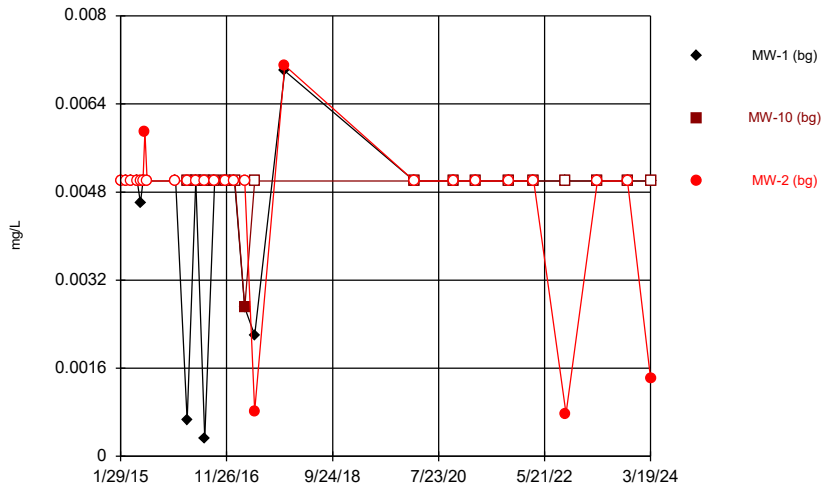

Constituent: Selenium Analysis Run 5/1/2024 6:02 PM View: UTL's - Appendix IV
Plant Daniel Data: Plant Daniel Gypsum CCR

Sanitas™ v.10.0.16 . UG
Hollow symbols indicate censored values.

Time Series

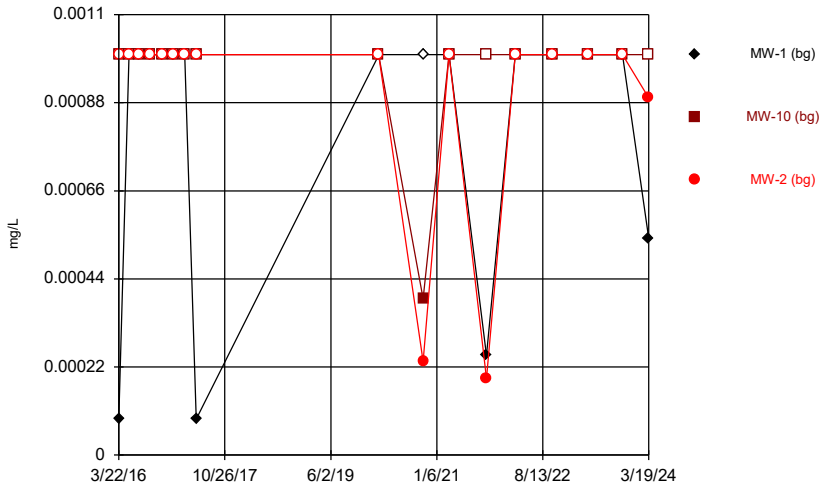

Constituent: Thallium Analysis Run 5/1/2024 6:02 PM View: UTL's - Appendix IV
Plant Daniel Data: Plant Daniel Gypsum CCR

Tolerance Limit

Interwell Non-parametric



Non-parametric test used in lieu of parametric tolerance limit because censored data exceeded 50%. Limit is highest of 51 background values. 94.12% NDs. 91.21% coverage at alpha=0.01; 94.34% coverage at alpha=0.05; 98.63% coverage at alpha=0.5. Report alpha = 0.0731.

Constituent: Antimony Analysis Run 5/1/2024 6:01 PM View: UTL's - Appendix IV
Plant Daniel Data: Plant Daniel Gypsum CCR

Sanitas™ v.10.0.16 . UG

Tolerance Limit

Interwell Non-parametric



Non-parametric test used in lieu of parametric tolerance limit because censored data exceeded 50%. Limit is highest of 54 background values. 83.33% NDs. 91.99% coverage at alpha=0.01; 94.73% coverage at alpha=0.05; 98.63% coverage at alpha=0.5. Report alpha = 0.06267.

Constituent: Arsenic Analysis Run 5/1/2024 6:01 PM View: UTL's - Appendix IV
Plant Daniel Data: Plant Daniel Gypsum CCR

Sanitas™ v.10.0.16 . UG

Tolerance Limit

Interwell Parametric



95% coverage. Background Data Summary (based on natural log transformation): Mean=-2.785, Std. Dev.=0.6995, n=74. Normality test: Shapiro Francia @alpha = 0.01, calculated = 0.9631, critical = 0.956. Report alpha = 0.05.

Constituent: Barium Analysis Run 5/1/2024 6:01 PM View: UTL's - Appendix IV
Plant Daniel Data: Plant Daniel Gypsum CCR

Sanitas™ v.10.0.16 . UG

Tolerance Limit

Interwell Non-parametric



Non-parametric test used in lieu of parametric tolerance limit because censored data exceeded 50%. Limit is highest of 54 background values. 81.48% NDs. 91.99% coverage at alpha=0.01; 94.73% coverage at alpha=0.05; 98.63% coverage at alpha=0.5. Report alpha = 0.06267.

Constituent: Beryllium Analysis Run 5/1/2024 6:01 PM View: UTL's - Appendix IV
Plant Daniel Data: Plant Daniel Gypsum CCR

Sanitas™ v.10.0.16 . UG

Tolerance Limit

Interwell Non-parametric



Non-parametric test used in lieu of parametric tolerance limit because censored data exceeded 50%. Limit is highest of 51 background values. 98.04% NDs. 91.21% coverage at alpha=0.01; 94.34% coverage at alpha=0.05; 98.63% coverage at alpha=0.5. Report alpha = 0.0731.

Constituent: Cadmium Analysis Run 5/1/2024 6:01 PM View: UTL's - Appendix IV
Plant Daniel Data: Plant Daniel Gypsum CCR

Sanitas™ v.10.0.16 . UG

Tolerance Limit

Interwell Non-parametric



Non-parametric test used in lieu of parametric tolerance limit because censored data exceeded 50%. Limit is highest of 71 background values. 90.14% NDs. 93.55% coverage at alpha=0.01; 95.9% coverage at alpha=0.05; 99.02% coverage at alpha=0.5. Report alpha = 0.0262.

Constituent: Chromium Analysis Run 5/1/2024 6:01 PM View: UTL's - Appendix IV
Plant Daniel Data: Plant Daniel Gypsum CCR

Sanitas™ v.10.0.16 . UG

Tolerance Limit

Interwell Non-parametric



Non-parametric test used in lieu of parametric tolerance limit because the Shapiro Francia normality test showed the data to be non-normal at the 0.01 alpha level. Limit is highest of 54 background values. 91.99% coverage at alpha=0.01; 94.73% coverage at alpha=0.05; 98.63% coverage at alpha=0.5. Report alpha = 0.06267.

Constituent: Cobalt Analysis Run 5/1/2024 6:01 PM View: UTL's - Appendix IV
Plant Daniel Data: Plant Daniel Gypsum CCR

Sanitas™ v.10.0.16 . UG

Tolerance Limit

Interwell Parametric



95% coverage. Background Data Summary (based on square root transformation): Mean=1.006, Std. Dev.=0.3667, n=53. Normality test: Shapiro Francia @alpha = 0.01, calculated = 0.9622, critical = 0.938. Report alpha = 0.05.

Constituent: Combined Radium 226 + 228 Analysis Run 5/1/2024 6:01 PM View: UTL's - Appendix IV
Plant Daniel Data: Plant Daniel Gypsum CCR

Tolerance Limit

Interwell Non-parametric



Non-parametric test used in lieu of parametric tolerance limit because censored data exceeded 50%. Limit is highest of 69 background values. 81.16% NDs. 93.55% coverage at alpha=0.01; 95.9% coverage at alpha=0.05; 99.02% coverage at alpha=0.5. Report alpha = 0.02904.

Constituent: Fluoride Analysis Run 5/1/2024 6:01 PM View: UTL's - Appendix IV
Plant Daniel Data: Plant Daniel Gypsum CCR

Tolerance Limit

Interwell Non-parametric



Non-parametric test used in lieu of parametric tolerance limit because censored data exceeded 50%. Limit is highest of 54 background values. 74.07% NDs. 91.99% coverage at alpha=0.01; 94.73% coverage at alpha=0.05; 98.63% coverage at alpha=0.5. Report alpha = 0.06267.

Constituent: Lead Analysis Run 5/1/2024 6:01 PM View: UTL's - Appendix IV
Plant Daniel Data: Plant Daniel Gypsum CCR

Tolerance Limit

Interwell Non-parametric



Non-parametric test used in lieu of parametric tolerance limit because censored data exceeded 50%. Limit is highest of 51 background values. 86.27% NDs. 91.21% coverage at alpha=0.01; 94.34% coverage at alpha=0.05; 98.63% coverage at alpha=0.5. Report alpha = 0.0731.

Constituent: Lithium Analysis Run 5/1/2024 6:01 PM View: UTL's - Appendix IV
Plant Daniel Data: Plant Daniel Gypsum CCR

Tolerance Limit

Interwell Non-parametric



Non-parametric test used in lieu of parametric tolerance limit because censored data exceeded 50%. Limit is highest of 71 background values. 94.37% NDs. 93.55% coverage at alpha=0.01; 95.9% coverage at alpha=0.05; 99.02% coverage at alpha=0.5. Report alpha = 0.0262.

Constituent: Mercury Analysis Run 5/1/2024 6:01 PM View: UTL's - Appendix IV
Plant Daniel Data: Plant Daniel Gypsum CCR

Tolerance Limit

Interwell Non-parametric



Non-parametric test used in lieu of parametric tolerance limit because censored data exceeded 50%. Limit is highest of 51 background values. 96.08% NDs. 91.21% coverage at alpha=0.01; 94.34% coverage at alpha=0.05; 98.63% coverage at alpha=0.5. Report alpha = 0.0731.

Constituent: Molybdenum Analysis Run 5/1/2024 6:01 PM View: UTL's - Appendix IV
Plant Daniel Data: Plant Daniel Gypsum CCR

Sanitas™ v.10.0.16 . UG

Tolerance Limit

Interwell Non-parametric



Non-parametric test used in lieu of parametric tolerance limit because censored data exceeded 50%. Limit is highest of 71 background values. 83.1% NDs. 93.55% coverage at alpha=0.01; 95.9% coverage at alpha=0.05; 99.02% coverage at alpha=0.5. Report alpha = 0.0262.

Constituent: Selenium Analysis Run 5/1/2024 6:01 PM View: UTL's - Appendix IV
Plant Daniel Data: Plant Daniel Gypsum CCR

Sanitas™ v.10.0.16 . UG

Tolerance Limit

Interwell Non-parametric



Non-parametric test used in lieu of parametric tolerance limit because censored data exceeded 50%. Limit is highest of 51 background values. 84.31% NDs. 91.21% coverage at alpha=0.01; 94.34% coverage at alpha=0.05; 98.63% coverage at alpha=0.5. Report alpha = 0.0731.

Constituent: Thallium Analysis Run 5/1/2024 6:01 PM View: UTL's - Appendix IV
Plant Daniel Data: Plant Daniel Gypsum CCR

Groundwater Protection Standards

PLANT DANIEL GSA CCR GWPS TABLE				
Constituent Name	**MCL**	**CCR Rule-Specified**	**Background Limit**	**GWPS**
Antimony, Total (mg/L)	0.006		0.002	0.006
Arsenic, Total (mg/L)	0.01		0.0063	0.01
Barium, Total (mg/L)	2		0.25	2
Beryllium, Total (mg/L)	0.004		0.001	0.004
Cadmium, Total (mg/L)	0.005		0.001	0.005
Chromium, Total (mg/L)	0.1		0.0073	0.1
Cobalt, Total (mg/L)		0.006	0.0044	0.006
Combined Radium, Total (pCi/L)	5		3.09	5
Fluoride, Total (mg/L)	4		0.1	4
Lead, Total (mg/L)		0.015	0.001	0.015
Lithium, Total (mg/L)		0.04	0.005	0.04
Mercury, Total (mg/L)	0.002		0.00031	0.002
Molybdenum, Total (mg/L)		0.1	0.005	0.1
Selenium, Total (mg/L)	0.05		0.0071	0.05
Thallium, Total (mg/L)	0.002		0.001	0.002

**MCL = Maximum Contaminant Level*

**CCR = Coal Combustion Residuals*

**GWPS = Groundwater Protection Standard*

Confidence Intervals

Confidence Interval Summary Table - All Results (No Significant)

Plant Daniel Data: Plant Daniel Gypsum CCR Printed 5/7/2024, 1:36 PM

Constituent	Well	Upper Lim.	Lower Lim.	Compliance	Sig.	N	%NDs	ND Adj.	Transform	Alpha	Method
Antimony (mg/L)	MW-4	0.002	0.000671	0.006	No	17	94.12	None	No	0.01	NP (NDs)
Arsenic (mg/L)	MW-3	0.0016	0.000366	0.01	No	18	72.22	None	No	0.01	NP (NDs)
Arsenic (mg/L)	MW-5	0.001	0.000332	0.01	No	18	94.44	None	No	0.01	NP (NDs)
Barium (mg/L)	MW-3	0.129	0.096	2	No	28	0	None	No	0.01	NP (normality)
Barium (mg/L)	MW-4	0.05768	0.04962	2	No	28	0	None	No	0.01	Param.
Barium (mg/L)	MW-5	0.06762	0.05821	2	No	18	0	None	No	0.01	Param.
Barium (mg/L)	MW-6	0.07478	0.05495	2	No	18	0	None	sqrt(x)	0.01	Param.
Barium (mg/L)	MW-7	0.1916	0.1282	2	No	18	0	None	No	0.01	Param.
Barium (mg/L)	MW-8	0.1122	0.08659	2	No	18	0	None	No	0.01	Param.
Barium (mg/L)	MW-9	0.04518	0.03563	2	No	18	0	None	No	0.01	Param.
Beryllium (mg/L)	MW-3	0.0004511	0.0003017	0.004	No	18	44.44	Kaplan-Meier	ln(x)	0.01	Param.
Beryllium (mg/L)	MW-4	0.001	0.000186	0.004	No	18	94.44	Kaplan-Meier	No	0.01	NP (NDs)
Beryllium (mg/L)	MW-5	0.001	0.00024	0.004	No	18	88.89	Kaplan-Meier	No	0.01	NP (NDs)
Beryllium (mg/L)	MW-6	0.001	0.000303	0.004	No	18	94.44	Kaplan-Meier	No	0.01	NP (NDs)
Beryllium (mg/L)	MW-7	0.0004184	0.0003262	0.004	No	18	0	None	No	0.01	Param.
Beryllium (mg/L)	MW-8	0.001	0.00034	0.004	No	18	66.67	None	No	0.01	NP (NDs)
Cadmium (mg/L)	MW-5	0.0022	0.000295	0.005	No	17	76.47	None	No	0.01	NP (NDs)
Chromium (mg/L)	MW-3	0.0021	0.002	0.1	No	27	92.59	None	No	0.01	NP (NDs)
Chromium (mg/L)	MW-4	0.0041	0.002	0.1	No	27	96.3	None	No	0.01	NP (NDs)
Chromium (mg/L)	MW-9	0.0024	0.002	0.1	No	17	94.12	None	No	0.01	NP (NDs)
Cobalt (mg/L)	MW-3	0.00327	0.0016	0.006	No	18	0	None	No	0.01	NP (normality)
Cobalt (mg/L)	MW-4	0.001601	0.001262	0.006	No	18	0	None	No	0.01	Param.
Cobalt (mg/L)	MW-5	0.00217	0.000951	0.006	No	18	0	None	No	0.01	NP (normality)
Cobalt (mg/L)	MW-6	0.002609	0.001944	0.006	No	18	0	None	No	0.01	Param.
Cobalt (mg/L)	MW-7	0.0025	0.00146	0.006	No	18	0	None	No	0.01	NP (normality)
Cobalt (mg/L)	MW-8	0.001518	0.001056	0.006	No	18	0	None	No	0.01	Param.
Cobalt (mg/L)	MW-9	0.001161	0.0009338	0.006	No	18	0	None	No	0.01	Param.
Combined Radium 226 + 228 (pCi/L)	MW-3	3.362	2.165	5	No	18	0	None	No	0.01	Param.
Combined Radium 226 + 228 (pCi/L)	MW-4	1.243	0.853	5	No	18	0	None	No	0.01	Param.
Combined Radium 226 + 228 (pCi/L)	MW-5	1.584	1.113	5	No	18	0	None	No	0.01	Param.
Combined Radium 226 + 228 (pCi/L)	MW-6	1.283	0.9032	5	No	18	0	None	No	0.01	Param.
Combined Radium 226 + 228 (pCi/L)	MW-7	3.92	2.114	5	No	18	0	None	No	0.01	Param.
Combined Radium 226 + 228 (pCi/L)	MW-8	2.165	1.654	5	No	18	0	None	No	0.01	Param.
Combined Radium 226 + 228 (pCi/L)	MW-9	0.9317	0.6632	5	No	18	0	None	No	0.01	Param.
Fluoride (mg/L)	MW-3	0.0991	0.04	4	No	24	8.333	None	No	0.01	NP (normality)
Fluoride (mg/L)	MW-4	0.1	0.0792	4	No	23	95.65	None	No	0.01	NP (NDs)
Fluoride (mg/L)	MW-5	0.1	0.0942	4	No	23	91.3	None	No	0.01	NP (NDs)
Fluoride (mg/L)	MW-6	0.1	0.084	4	No	23	78.26	None	No	0.01	NP (NDs)
Fluoride (mg/L)	MW-7	0.1	0.0398	4	No	23	56.52	None	No	0.01	NP (NDs)
Fluoride (mg/L)	MW-8	0.1	0.0458	4	No	23	86.96	None	No	0.01	NP (NDs)
Fluoride (mg/L)	MW-9	0.1	0.0421	4	No	23	86.96	None	No	0.01	NP (NDs)
Lead (mg/L)	MW-3	0.0008343	0.000486	0.015	No	18	5.556	None	x^(1/3)	0.01	Param.
Lead (mg/L)	MW-4	0.001	0.000224	0.015	No	18	83.33	None	No	0.01	NP (NDs)
Lead (mg/L)	MW-5	0.001	0.000592	0.015	No	18	88.89	None	No	0.01	NP (NDs)
Lead (mg/L)	MW-7	0.001	0.000215	0.015	No	18	61.11	None	No	0.01	NP (NDs)
Lead (mg/L)	MW-8	0.001	0.000147	0.015	No	18	88.89	None	No	0.01	NP (NDs)
Lead (mg/L)	MW-9	0.001	0.000215	0.015	No	18	83.33	None	No	0.01	NP (NDs)
Lithium (mg/L)	MW-3	0.005	0.00208	0.04	No	17	76.47	None	No	0.01	NP (NDs)
Lithium (mg/L)	MW-4	0.005	0.00225	0.04	No	17	82.35	None	No	0.01	NP (NDs)
Lithium (mg/L)	MW-5	0.005	0.00142	0.04	No	17	88.24	None	No	0.01	NP (NDs)
Lithium (mg/L)	MW-6	0.005	0.00191	0.04	No	17	88.24	None	No	0.01	NP (NDs)
Lithium (mg/L)	MW-7	0.005	0.00271	0.04	No	17	76.47	None	No	0.01	NP (NDs)
Lithium (mg/L)	MW-8	0.005	0.00105	0.04	No	17	88.24	None	No	0.01	NP (NDs)
Lithium (mg/L)	MW-9	0.005	0.00209	0.04	No	17	82.35	None	No	0.01	NP (NDs)
Mercury (mg/L)	MW-3	0.0002	0.00012	0.002	No	27	88.89	None	No	0.01	NP (NDs)
Mercury (mg/L)	MW-4	0.0002	0.00012	0.002	No	27	88.89	None	No	0.01	NP (NDs)
Mercury (mg/L)	MW-6	0.00143	0.000163	0.002	No	17	76.47	None	No	0.01	NP (NDs)
Molybdenum (mg/L)	MW-8	0.005	0.00192	0.1	No	17	94.12	None	No	0.01	NP (NDs)
Selenium (mg/L)	MW-3	0.0056	0.005	0.05	No	27	92.59	None	No	0.01	NP (NDs)
Selenium (mg/L)	MW-4	0.005	0.0044	0.05	No	27	96.3	None	No	0.01	NP (NDs)
Selenium (mg/L)	MW-5	0.005	0.0003	0.05	No	17	94.12	None	No	0.01	NP (NDs)
Selenium (mg/L)	MW-9	0.005	0.0004	0.05	No	17	88.24	None	No	0.01	NP (NDs)
Thallium (mg/L)	MW-3	0.001	0.000269	0.002	No	17	94.12	None	No	0.01	NP (NDs)
Thallium (mg/L)	MW-5	0.001	0.000231	0.002	No	17	94.12	None	No	0.01	NP (NDs)

Sanitas™ v.10.0.16 . UG

Non-Parametric Confidence Interval

Compliance Limit is not exceeded. Per-well alpha = 0.01.

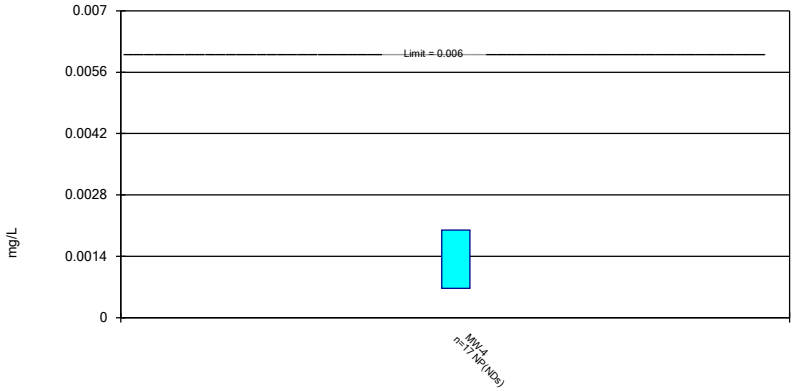

Constituent: Antimony Analysis Run 5/7/2024 1:35 PM View: Appendix IV
Plant Daniel Data: Plant Daniel Gypsum CCR

Sanitas™ v.10.0.16 . UG

Non-Parametric Confidence Interval

Compliance Limit is not exceeded. Per-well alpha = 0.01.

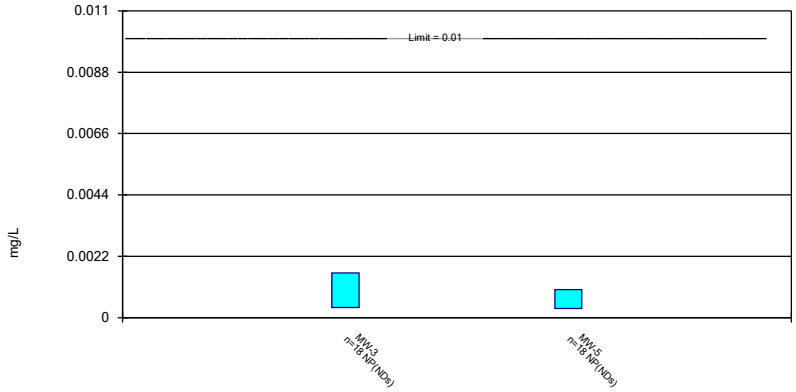

Constituent: Arsenic Analysis Run 5/7/2024 1:35 PM View: Appendix IV
Plant Daniel Data: Plant Daniel Gypsum CCR

Sanitas™ v.10.0.16 . UG

Parametric and Non-Parametric (NP) Confidence Interval

Compliance Limit is not exceeded. Per-well alpha = 0.01. Normality Test: Shapiro Wilk, alpha based on n.

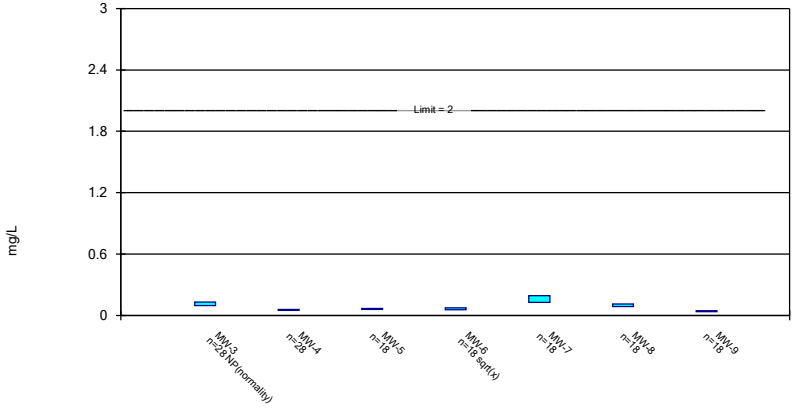

Constituent: Barium Analysis Run 5/7/2024 1:35 PM View: Appendix IV
Plant Daniel Data: Plant Daniel Gypsum CCR

Sanitas™ v.10.0.16 . UG

Parametric and Non-Parametric (NP) Confidence Interval

Compliance Limit is not exceeded. Per-well alpha = 0.01. Normality Test: Shapiro Wilk, alpha based on n.

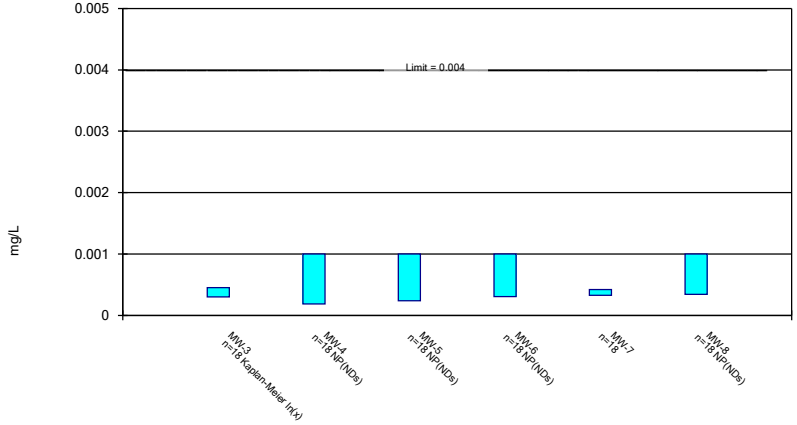

Constituent: Beryllium Analysis Run 5/7/2024 1:35 PM View: Appendix IV
Plant Daniel Data: Plant Daniel Gypsum CCR

Sanitas™ v.10.0.16 . UG

Non-Parametric Confidence Interval

Compliance Limit is not exceeded. Per-well alpha = 0.01.

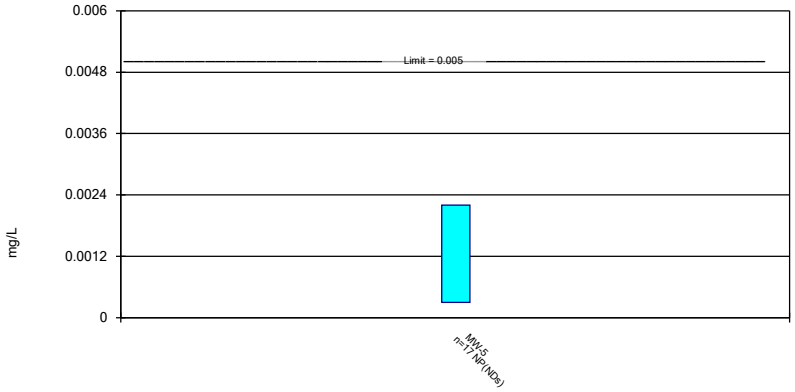

Constituent: Cadmium Analysis Run 5/7/2024 1:35 PM View: Appendix IV
Plant Daniel Data: Plant Daniel Gypsum CCR

Sanitas™ v.10.0.16 . UG

Non-Parametric Confidence Interval

Compliance Limit is not exceeded. Per-well alpha = 0.01.

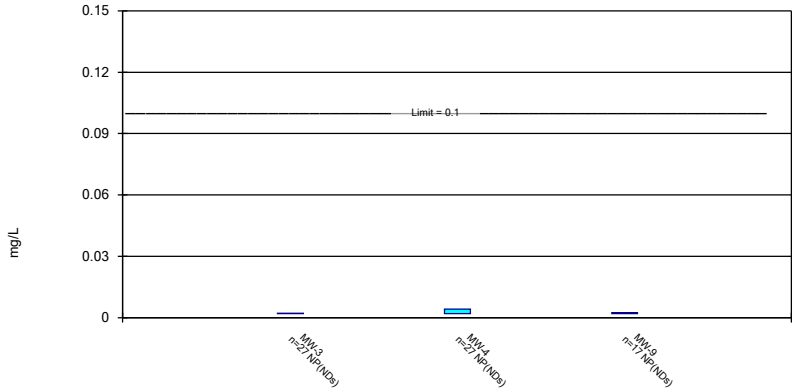

Constituent: Chromium Analysis Run 5/7/2024 1:35 PM View: Appendix IV
Plant Daniel Data: Plant Daniel Gypsum CCR

Sanitas™ v.10.0.16 . UG

Parametric and Non-Parametric (NP) Confidence Interval

Compliance Limit is not exceeded. Per-well alpha = 0.01. Normality Test: Shapiro Wilk, alpha based on n.

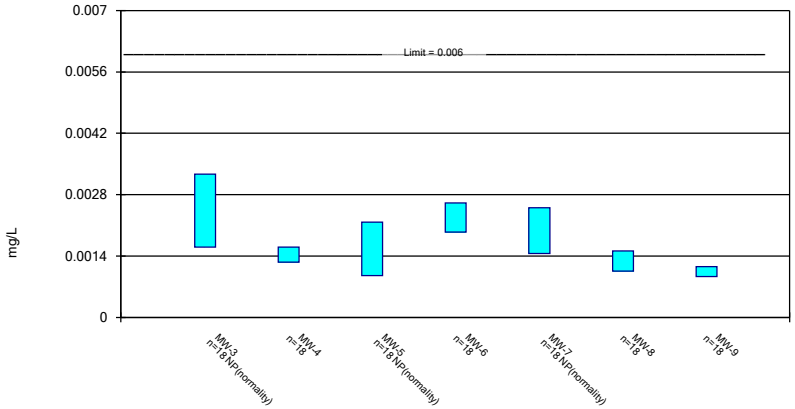

Constituent: Cobalt Analysis Run 5/7/2024 1:35 PM View: Appendix IV
Plant Daniel Data: Plant Daniel Gypsum CCR

Sanitas™ v.10.0.16 . UG

Parametric Confidence Interval

Compliance Limit is not exceeded. Per-well alpha = 0.01. Normality Test: Shapiro Wilk, alpha based on n.

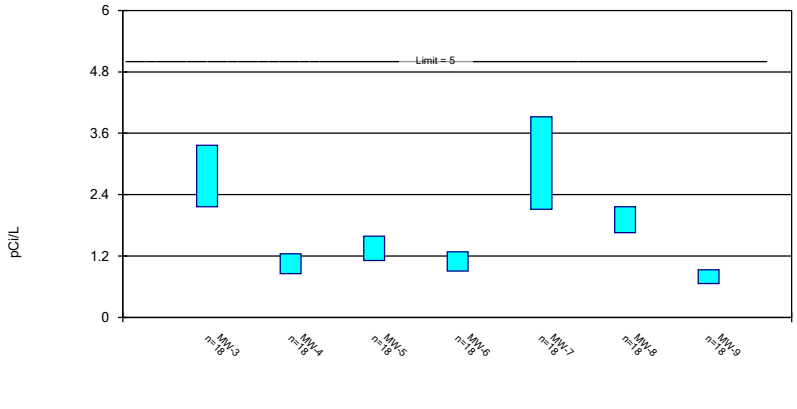

Constituent: Combined Radium 226 + 228 Analysis Run 5/7/2024 1:35 PM View: Appendix IV
Plant Daniel Data: Plant Daniel Gypsum CCR

Sanitas™ v.10.0.16 . UG

Non-Parametric Confidence Interval

Compliance Limit is not exceeded. Per-well alpha = 0.01.

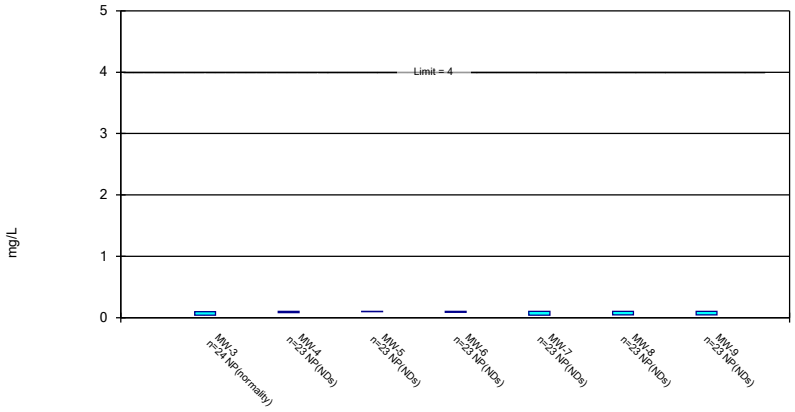

Constituent: Fluoride Analysis Run 5/7/2024 1:35 PM View: Appendix IV

Plant Daniel Data: Plant Daniel Gypsum CCR

Sanitas™ v.10.0.16 . UG

Parametric and Non-Parametric (NP) Confidence Interval

Compliance Limit is not exceeded. Per-well alpha = 0.01. Normality Test: Shapiro Wilk, alpha based on n.

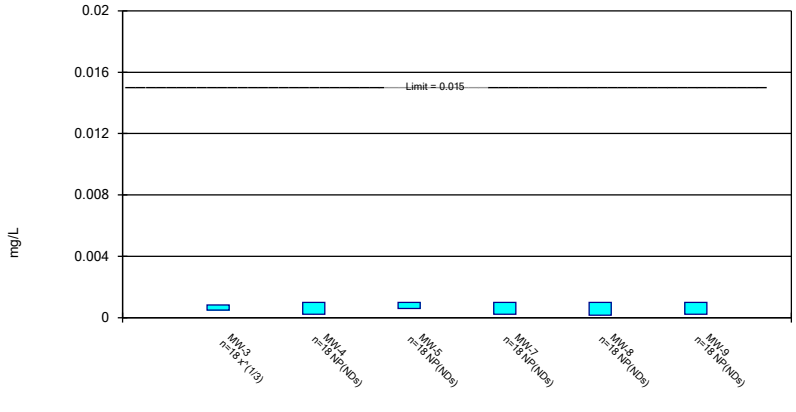

Constituent: Lead Analysis Run 5/7/2024 1:35 PM View: Appendix IV

Plant Daniel Data: Plant Daniel Gypsum CCR

Sanitas™ v.10.0.16 . UG

Non-Parametric Confidence Interval

Compliance Limit is not exceeded. Per-well alpha = 0.01.

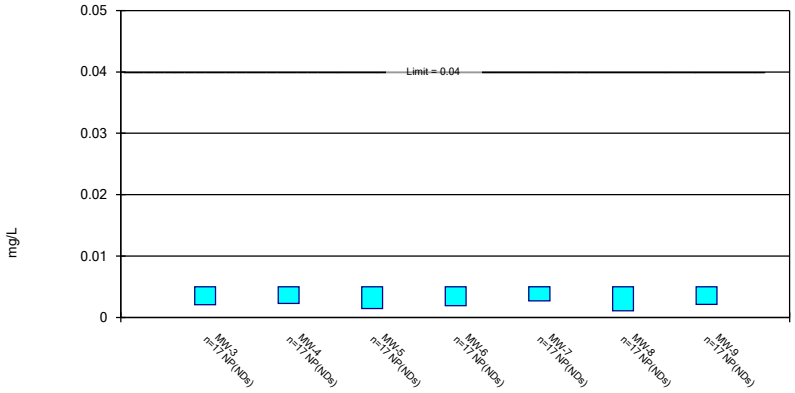

Constituent: Lithium Analysis Run 5/7/2024 1:35 PM View: Appendix IV

Plant Daniel Data: Plant Daniel Gypsum CCR

Sanitas™ v.10.0.16 . UG

Non-Parametric Confidence Interval

Compliance Limit is not exceeded. Per-well alpha = 0.01.

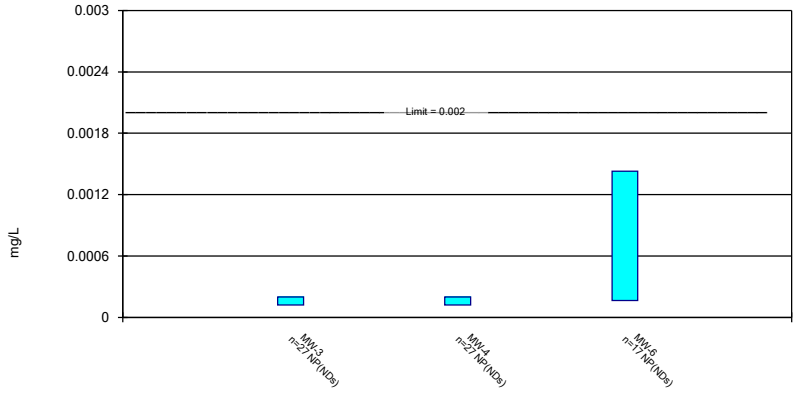

Constituent: Mercury Analysis Run 5/7/2024 1:35 PM View: Appendix IV

Plant Daniel Data: Plant Daniel Gypsum CCR

Sanitas™ v.10.0.16 . UG

Non-Parametric Confidence Interval

Compliance Limit is not exceeded. Per-well alpha = 0.01.



Constituent: Molybdenum Analysis Run 5/7/2024 1:35 PM View: Appendix IV
Plant Daniel Data: Plant Daniel Gypsum CCR

Sanitas™ v.10.0.16 . UG

Non-Parametric Confidence Interval

Compliance Limit is not exceeded. Per-well alpha = 0.01.

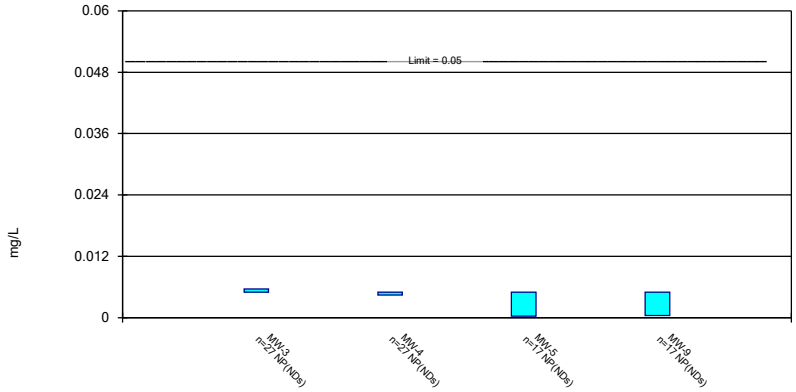

Constituent: Selenium Analysis Run 5/7/2024 1:35 PM View: Appendix IV
Plant Daniel Data: Plant Daniel Gypsum CCR

Sanitas™ v.10.0.16 . UG

Non-Parametric Confidence Interval

Compliance Limit is not exceeded. Per-well alpha = 0.01.

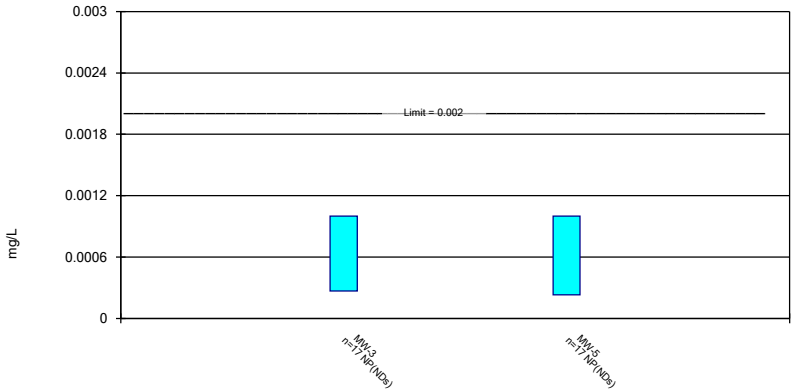

Constituent: Thallium Analysis Run 5/7/2024 1:35 PM View: Appendix IV
Plant Daniel Data: Plant Daniel Gypsum CCR

Confidence Interval

Constituent: Antimony (mg/L) Analysis Run 5/7/2024 1:36 PM View: Appendix IV

Plant Daniel Data: Plant Daniel Gypsum CCR

	MW-4
3/22/2016	<0.002
5/16/2016	<0.002
7/12/2016	<0.002
9/13/2016	<0.002
11/16/2016	<0.002
1/16/2017	<0.002
3/20/2017	<0.002
5/23/2017	<0.002
2/22/2020	<0.002
10/23/2020	<0.002
3/15/2021	<0.002
10/6/2021	<0.002
3/14/2022	<0.002
10/4/2022	0.000671 (J)
4/17/2023	<0.002
10/26/2023	<0.002
3/19/2024	<0.002
Mean	0.001922
Std. Dev.	0.0003223
Upper Lim.	0.002
Lower Lim.	0.000671

ND substitution: RL or RL/2 if <15% NDs.

Confidence Interval

Constituent: Arsenic (mg/L) Analysis Run 5/7/2024 1:36 PM View: Appendix IV

Plant Daniel Data: Plant Daniel Gypsum CCR

	MW-3	MW-5
3/22/2016	<0.001	<0.001
5/16/2016	<0.001	
5/17/2016		<0.001
7/11/2016	<0.001	
7/12/2016		<0.001
9/12/2016	<0.001	
9/13/2016		<0.001
11/16/2016	<0.001	<0.001
1/16/2017	<0.001 (*)	<0.001
3/20/2017	<0.001	<0.001
5/22/2017	<0.001	
5/23/2017		<0.001
2/22/2020	0.00204	<0.001
4/14/2020	0.00361	
4/15/2020		0.000332 (J)
10/23/2020	0.00169	<0.001
3/15/2021	0.0016	<0.001
10/6/2021	<0.001	<0.001
3/14/2022	<0.001	
3/15/2022		<0.001
10/3/2022	<0.001	
10/4/2022		<0.001
4/17/2023	<0.001	
4/18/2023		<0.001
10/26/2023	<0.001	<0.001
3/18/2024	0.000366 (J)	
3/19/2024		<0.001
Mean	0.001239	0.0009629
Std. Dev.	0.0006903	0.0001574
Upper Lim.	0.0016	0.001
Lower Lim.	0.000366	0.000332

ND substitution: RL or RL/2 if <15% NDs.

Confidence Interval

Constituent: Barium (mg/L) Analysis Run 5/7/2024 1:36 PM View: Appendix IV

Plant Daniel Data: Plant Daniel Gypsum CCR

	MW-3	MW-4	MW-5	MW-6	MW-7	MW-8	MW-9
1/29/2015	0.095	0.05					
3/3/2015	0.1	0.05					
4/7/2015	0.1	0.055					
5/14/2015	0.096	0.051					
6/3/2015	0.1	0.052					
6/18/2015	0.095	0.06					
6/30/2015	0.093	0.05					
7/15/2015	0.1	0.048					
1/11/2016	0.11	0.051					
3/21/2016					0.16	0.11	0.043
3/22/2016	0.11	0.052	0.066	0.076			
5/16/2016	0.096	0.058		0.12	0.16		0.032
5/17/2016			0.048			0.093	
7/11/2016	0.092			0.068	0.15	0.1	0.037
7/12/2016		0.048	0.066				
9/12/2016	0.11			0.068	0.16		
9/13/2016		0.055	0.068			0.12	0.04
11/16/2016	0.094	0.054	0.067	0.07	0.15		
11/17/2016						0.1	0.041
1/16/2017	0.1	0.055	0.065	0.065	0.15		
1/17/2017						0.1	0.039
3/20/2017	0.096	0.059	0.067	0.066	0.17	0.11	0.035
5/22/2017	0.1			0.064	0.17		
5/23/2017		0.066	0.067			0.11	0.044
11/27/2017	0.1	0.072					
2/21/2020					0.0988	0.143	0.0572
2/22/2020	0.165	0.0696	0.0673	0.0557			
4/14/2020	0.17			0.0549	0.0891		
4/15/2020		0.0658	0.0641			0.133	0.0459
10/22/2020					0.0755	0.0836	0.0425
10/23/2020	0.139	0.0598	0.0603	0.0554			
3/15/2021	0.129	0.0635	0.065	0.0599	0.0943	0.0905	0.0499
10/6/2021	0.195	0.047	0.0508	0.0843	0.155	0.089	0.0305
3/14/2022	0.164	0.0436				0.117	0.0278
3/15/2022			0.0515	0.0789	0.3		
10/3/2022	0.135				0.195	0.0757	0.0307
10/4/2022		0.0364	0.0611	0.0549			
4/17/2023	0.0944	0.0408					
4/18/2023			0.0814	0.0432	0.198	0.0785	0.0356
10/26/2023	0.092	0.0461	0.0612	0.0491	0.193		
10/27/2023						0.0679	0.0518
3/18/2024	0.145			0.0451	0.21		
3/19/2024		0.0436	0.0558				
3/20/2024						0.0675	0.0444
Mean	0.1148	0.05365	0.06292	0.06547	0.1599	0.09937	0.04041
Std. Dev.	0.02876	0.008626	0.007781	0.01763	0.05236	0.02113	0.007898
Upper Lim.	0.129	0.05768	0.06762	0.07478	0.1916	0.1122	0.04518
Lower Lim.	0.096	0.04962	0.05821	0.05495	0.1282	0.08659	0.03563

Confidence Interval

Constituent: Beryllium (mg/L) Analysis Run 5/7/2024 1:36 PM View: Appendix IV

Plant Daniel Data: Plant Daniel Gypsum CCR

	MW-3	MW-4	MW-5	MW-6	MW-7	MW-8
3/21/2016					0.00044 (B1J)	<0.001
3/22/2016	<0.00034	<0.001	<0.001	<0.001		
5/16/2016	<0.00034	<0.001		<0.001	0.0004 (J)	
5/17/2016			<0.001			0.00034 (J)
7/11/2016	<0.00034			<0.001	0.00038 (J)	0.00041 (J)
7/12/2016		<0.001	<0.001			
9/12/2016	<0.00034			<0.001	0.00035 (J)	
9/13/2016		<0.001	<0.001			<0.001
11/16/2016	<0.00034	<0.001	<0.001	<0.001	0.00039 (J)	
11/17/2016						<0.001
1/16/2017	<0.00034	<0.001	<0.001	<0.001	0.00044 (J)	
1/17/2017						0.00034 (J)
3/20/2017	<0.00034	<0.001	<0.001	<0.001	0.0004 (J)	0.00036 (J)
5/22/2017	<0.00034			<0.001	0.00046 (J)	
5/23/2017		<0.001	<0.001			<0.001
2/21/2020					0.000284 (J)	0.000255 (J)
2/22/2020	0.000486 (J)	<0.001	<0.001	<0.001		
4/14/2020	0.000629 (J)			<0.001	0.000304 (J)	
4/15/2020		<0.001	0.000191 (J)			0.000248 (J)
10/22/2020					0.000257 (J)	<0.001
10/23/2020	0.000486 (J)	<0.001	<0.001	<0.001		
3/15/2021	0.00044 (J)	<0.001	<0.001	<0.001	0.000303 (J)	<0.001
10/6/2021	0.000569 (J)	0.000186 (J)	<0.001	0.000303 (J)	0.000403 (J)	<0.001
3/14/2022	0.000406 (J)	<0.001				<0.001
3/15/2022			<0.001	<0.001	0.000562 (J)	
10/3/2022	0.000349 (J)				0.000278 (J)	<0.001
10/4/2022		<0.001	<0.001	<0.001		
4/17/2023	0.00029 (J)	<0.001				
4/18/2023			0.00024 (J)	<0.001	0.00038 (J)	<0.001
10/26/2023	0.00021 (J)	<0.001	<0.001	<0.001	0.000345 (J)	
10/27/2023						<0.001
3/18/2024	0.00031 (J)			<0.001	0.000325 (J)	
3/19/2024		<0.001	<0.001			
3/20/2024						<0.001
Mean	0.0003831	0.0009548	0.0009128	0.0009613	0.0003723	0.0007752
Std. Dev.	0.0001029	0.0001919	0.0002538	0.0001643	7.619E-05	0.0003289
Upper Lim.	0.0004511	0.001	0.001	0.001	0.0004184	0.001
Lower Lim.	0.0003017	0.000186	0.00024	0.000303	0.0003262	0.00034

ND substitution: RL or RL/2 if <15% NDs.

Confidence Interval

Constituent: Cadmium (mg/L) Analysis Run 5/7/2024 1:36 PM View: Appendix IV

Plant Daniel Data: Plant Daniel Gypsum CCR

	MW-5
3/22/2016	<0.001
5/17/2016	<0.001
7/12/2016	<0.001
9/13/2016	<0.001
11/16/2016	<0.001
1/16/2017	<0.001
3/20/2017	0.0022 (J)
5/23/2017	<0.001
2/22/2020	<0.001
10/23/2020	<0.001
3/15/2021	<0.001
10/6/2021	<0.001
3/15/2022	0.000233 (J)
10/4/2022	<0.001
4/18/2023	0.000295 (J)
10/26/2023	0.000185 (J)
3/19/2024	<0.001
Mean	0.0009361
Std. Dev.	0.0004416
Upper Lim.	0.0022
Lower Lim.	0.000295

ND substitution: RL or RL/2 if <15% NDs.

Confidence Interval

Constituent: Chromium (mg/L) Analysis Run 5/7/2024 1:36 PM View: Appendix IV

Plant Daniel Data: Plant Daniel Gypsum CCR

	MW-3	MW-4	MW-9
1/29/2015	<0.002	<0.002	
3/3/2015	<0.002	<0.002	
4/7/2015	0.0021 (J)	<0.002	
5/14/2015	<0.002	<0.002	
6/3/2015	<0.002	<0.002	
6/18/2015	0.0043 (J)	0.0041 (J)	
6/30/2015	<0.002	<0.002	
7/15/2015	<0.002	<0.002	
1/11/2016	<0.002	<0.002	
3/21/2016			<0.002
3/22/2016	<0.002	<0.002	
5/16/2016	<0.002	<0.002	<0.002
7/11/2016	<0.002		<0.002
7/12/2016		<0.002	
9/12/2016	<0.002		
9/13/2016		<0.002	<0.002
11/16/2016	<0.002	<0.002	
11/17/2016			<0.002
1/16/2017	<0.002	<0.002	
1/17/2017			0.0024 (J)
3/20/2017	<0.002	<0.002	<0.002
5/22/2017	<0.002		
5/23/2017		<0.002	<0.002
11/27/2017	<0.002	<0.002	
2/21/2020			<0.002
2/22/2020	<0.002	<0.002	
10/22/2020			<0.002
10/23/2020	<0.002	<0.002	
3/15/2021	<0.002	<0.002	<0.002
10/6/2021	<0.002	<0.002	<0.002
3/14/2022	<0.002	<0.002	<0.002
10/3/2022	<0.002		<0.002
10/4/2022		<0.002	
4/17/2023	<0.002	<0.002	
4/18/2023			<0.002
10/26/2023	<0.002	<0.002	
10/27/2023			<0.002
3/18/2024	<0.002		
3/19/2024		<0.002	
3/20/2024			<0.002
Mean	0.002089	0.002078	0.002024
Std. Dev.	0.0004423	0.0004041	9.701E-05
Upper Lim.	0.0021	0.0041	0.0024
Lower Lim.	0.002	0.002	0.002

ND substitution: RL or RL/2 if <15% NDs.

Confidence Interval

Constituent: Cobalt (mg/L) Analysis Run 5/7/2024 1:36 PM View: Appendix IV

Plant Daniel Data: Plant Daniel Gypsum CCR

	MW-3	MW-4	MW-5	MW-6	MW-7	MW-8	MW-9
3/21/2016					0.0025	0.0015 (B1J)	0.0011 (B1J)
3/22/2016	0.002 (B1J)	0.0015 (B1J)	0.00096 (B1J)	0.0027			
5/16/2016	0.0015 (J)	0.0018 (J)		0.0025	0.0022 (J)		0.001 (J)
5/17/2016			0.00079 (J)			0.0014 (J)	
7/11/2016	0.0016 (J)			0.003	0.0023 (J)	0.0016 (J)	0.0012 (J)
7/12/2016		0.0014 (J)	0.00099 (J)				
9/12/2016	0.0019 (J)			0.0026	0.0024 (J)		
9/13/2016		0.0015 (J)	0.00084 (J)			0.0019 (J)	0.0012 (J)
11/16/2016	0.0016 (J)	0.0016 (J)	0.00097 (J)	0.0026	0.0022 (J)		
11/17/2016						0.0014 (J)	0.0011 (J)
1/16/2017	0.0018 (J)	0.0015 (J)	0.00088 (J)	0.0022 (J)	0.0021 (J)		
1/17/2017						0.0014 (J)	0.0011 (J)
3/20/2017	0.0017 (J)	0.0017 (J)	0.00096 (J)	0.0024 (J)	0.0025	0.0017 (J)	0.0012 (J)
5/22/2017	0.0017 (J)			0.0022 (J)	0.0025		
5/23/2017		0.0018 (J)	0.001 (J)			0.0015 (J)	0.0012 (J)
2/21/2020					0.00118 (J)	0.0016 (J)	0.0011 (J)
2/22/2020	0.00328	0.00148 (J)	0.001 (J)	0.00131 (J)			
4/14/2020	0.00377			0.00155 (J)	0.00131 (J)		
4/15/2020		0.00176 (J)	0.00117 (J)			0.00171 (J)	0.00121 (J)
10/22/2020					0.00111	0.00104	0.00108
10/23/2020	0.00289	0.00144	0.000951	0.0014			
3/15/2021	0.00341	0.00165	0.00112	0.00177	0.00146	0.00127	0.00137
10/6/2021	0.00327	0.00113	0.00137	0.00274	0.00241	0.00111	0.000969
3/14/2022	0.00259	0.00102				0.00117	0.000757
3/15/2022			0.00164	0.00341	0.00361		
10/3/2022	0.00202				0.00214	0.000726	0.000661
10/4/2022		0.00086	0.00217	0.00196			
4/17/2023	0.00157	0.00103					
4/18/2023			0.0042	0.00213	0.00232	0.00079	0.00074
10/26/2023	0.00158	0.00133	0.00311	0.00237	0.00241		
10/27/2023						0.00067	0.000945
3/18/2024	0.00237			0.00214	0.00264		
3/19/2024		0.00127	0.00325				
3/20/2024						0.000675	0.000921
Mean	0.002253	0.001432	0.001521	0.002277	0.002183	0.001287	0.001047
Std. Dev.	0.0007539	0.0002797	0.0009978	0.000549	0.000603	0.0003814	0.0001877
Upper Lim.	0.00327	0.001601	0.00217	0.002609	0.0025	0.001518	0.001161
Lower Lim.	0.0016	0.001262	0.000951	0.001944	0.00146	0.001056	0.0009338

Confidence Interval

Constituent: Combined Radium 226 + 228 (pCi/L) Analysis Run 5/7/2024 1:36 PM View: Appendix IV

Plant Daniel Data: Plant Daniel Gypsum CCR

	MW-3	MW-4	MW-5	MW-6	MW-7	MW-8	MW-9
3/21/2016					2.6	2.05	0.666
3/22/2016	2.09	1.13	1.43	1.15			
5/16/2016	2.22	1.07		1.25	3.23		1.06
5/17/2016			1.49			2.9	
7/11/2016	1.58			1.06	2.11	1.58	0.558 (U)
7/12/2016		0.701	1.65				
9/12/2016	2.52			1.27	2.67		
9/13/2016		1	1.51			1.7	1.04
11/16/2016	1.62	1.45	1.76	1.27	2.6		
11/17/2016						1.99	0.646
1/16/2017	2.37	0.786	1.83	1.48	2.82		
1/17/2017						2.54	0.777
3/20/2017	1.87	1.04	1.19	0.843	2.34	1.76	0.42
5/22/2017	1.82			0.878	2.44		
5/23/2017		1.05	0.851			2.09	0.574
2/21/2020					1.49	2.19	1.31
2/22/2020	3.17	0.845	0.786	0.649			
4/14/2020	3.99			0.702	1.36		
4/15/2020		1.51	1.02			2	0.76
10/22/2020					1.11	1.84	0.847
10/23/2020	2.74	1.6	1.42	1.25			
3/15/2021	3.06	1.35	1	0.911	1.41	1.78	0.674
10/6/2021	5.48	1.39	0.826	1.63	3.74	2.23	0.883
3/14/2022	3.53	0.585				2.16	0.715
3/15/2022			0.961	1.2	6.94		
10/3/2022	3.21				4.49	1.41	0.893
10/4/2022		0.719	1.32	1.66			
4/17/2023	2.05	0.593					
4/18/2023			1.55	0.606	5.17	1.18	0.65
10/26/2023	2.75	0.793	1.48	1	4.15		
10/27/2023						1.51	1.1
3/18/2024	3.68			0.868	3.64		
3/19/2024		1.25	2.2				
3/20/2024						1.46	0.781
Mean	2.764	1.048	1.349	1.093	3.017	1.909	0.7974
Std. Dev.	0.9892	0.3221	0.3892	0.314	1.492	0.4221	0.2219
Upper Lim.	3.362	1.243	1.584	1.283	3.92	2.165	0.9317
Lower Lim.	2.165	0.853	1.113	0.9032	2.114	1.654	0.6632

Confidence Interval

Constituent: Fluoride (mg/L) Analysis Run 5/7/2024 1:36 PM View: Appendix IV

Plant Daniel Data: Plant Daniel Gypsum CCR

	MW-3	MW-4	MW-5	MW-6	MW-7	MW-8	MW-9
3/21/2016					<0.1	<0.1	<0.1
3/22/2016	0.04 (J)	<0.1	<0.1	<0.1			
5/16/2016	0.04 (J)	<0.1		<0.1	0.04 (J)		<0.1
5/17/2016			<0.1			<0.1	
7/11/2016	0.04 (J)			<0.1	0.04 (J)	<0.1	<0.1
7/12/2016		<0.1	<0.1				
9/12/2016	0.04 (J)			<0.1	<0.1		
9/13/2016		<0.1	<0.1			<0.1	<0.1
11/16/2016	0.04 (J)	<0.1	<0.1	<0.1	<0.1		
11/17/2016						<0.1	<0.1
1/16/2017	<0.1	<0.1	<0.1	<0.1	<0.1		
1/17/2017						<0.1	<0.1
3/20/2017	<0.1	<0.1	<0.1	<0.1	<0.1	<0.1	<0.1
5/22/2017	0.04 (J)			0.05 (J)	0.04 (J)		
5/23/2017		<0.1	<0.1			<0.1	<0.1
10/17/2017	0.05 (J)						
10/18/2017		<0.1	<0.1	<0.1	<0.1	<0.1	<0.1
6/1/2018					<0.1	<0.1	<0.1
6/2/2018	0.05 (J)	<0.1	<0.1	<0.1			
11/7/2018	0.05 (J)				<0.1	<0.1	
11/8/2018		<0.1	<0.1	<0.1			<0.1
4/19/2019	0.108	<0.1	<0.1	<0.1	<0.1	<0.1	<0.1
6/7/2019	0.0937 (J)						
9/25/2019	0.198	<0.1	<0.1	<0.1	<0.1	0.0277 (J)	0.0313 (J)
11/29/2019	0.331 (o)						
2/21/2020					<0.1	<0.1	<0.1
2/22/2020	0.222	<0.1	<0.1	<0.1			
4/14/2020	0.23			0.0304 (J)	<0.1		
4/15/2020		<0.1	<0.1			<0.1	<0.1
10/22/2020					<0.1	<0.1	<0.1
10/23/2020	0.0988 (J)	<0.1	<0.1	<0.1			
3/15/2021	0.0991 (J)	<0.1	<0.1	<0.1	0.027 (J)	<0.1	<0.1
10/6/2021	0.11	<0.1	<0.1	<0.1	0.0317 (J)	0.0458 (J)	<0.1
3/14/2022	0.0643 (J)	<0.1				<0.1	<0.1
3/15/2022			<0.1	0.0268 (J)	0.0609 (J)		
10/3/2022	0.0388 (J)				0.032 (J)	<0.1	<0.1
10/4/2022		<0.1	<0.1	<0.1			
4/17/2023	0.0355 (J)	<0.1					
4/18/2023			<0.1	<0.1	0.0348 (J)	<0.1	<0.1
10/26/2023	0.0891 (J)	0.0792 (J)	0.0942 (J)	0.084 (J)	0.0398 (J)		
10/27/2023						<0.1	0.0267 (J)
3/18/2024	0.0762 (J)			0.0268 (J)	0.061 (J)		
3/19/2024		<0.1	0.0333 (J)				
3/20/2024						0.0434 (J)	0.0421 (J)
Mean	0.0814	0.0991	0.09685	0.08774	0.07423	0.09204	0.09131
Std. Dev.	0.05796	0.004337	0.01391	0.02599	0.03094	0.02122	0.02307
Upper Lim.	0.0991	0.1	0.1	0.1	0.1	0.1	0.1
Lower Lim.	0.04	0.0792	0.0942	0.084	0.0398	0.0458	0.0421

ND substitution: RL or RL/2 if <15% NDs.

Confidence Interval

Constituent: Lead (mg/L) Analysis Run 5/7/2024 1:36 PM View: Appendix IV

Plant Daniel Data: Plant Daniel Gypsum CCR

	MW-3	MW-4	MW-5	MW-7	MW-8	MW-9
3/21/2016				<0.001	<0.001	<0.001
3/22/2016	0.00038 (B1J)	<0.001	<0.001			
5/16/2016	0.00047 (J)	<0.001		<0.001		<0.001
5/17/2016			<0.001		<0.001	
7/11/2016	0.0004 (J)			<0.001	<0.001	<0.001
7/12/2016		<0.001	<0.001			
9/12/2016	<0.0013			<0.001		
9/13/2016		<0.001	<0.001		<0.001	<0.001
11/16/2016	0.00041 (J)	<0.001	<0.001	<0.001		
11/17/2016					<0.001	<0.001
1/16/2017	0.00039 (J)	<0.001	<0.001	<0.001		
1/17/2017					<0.001	<0.001
3/20/2017	0.00039 (J)	<0.001	<0.001	<0.001	<0.001	<0.001
5/22/2017	0.00044 (J)			<0.001		
5/23/2017		<0.001	<0.001		<0.001	<0.001
2/21/2020				0.000132 (J)	0.000128 (J)	0.00017 (J)
2/22/2020	0.00126	<0.001	<0.001			
4/14/2020	0.00142			0.000165 (J)		
4/15/2020		0.000192 (J)	0.000153 (J)		0.000147 (J)	0.000215 (J)
10/22/2020				<0.001	<0.001	<0.001
10/23/2020	0.00083 (J)	<0.001	<0.001			
3/15/2021	0.000889 (J)	<0.001	<0.001	<0.001	<0.001	0.000159 (J)
10/6/2021	0.00107	0.000161 (J)	<0.001	0.00017 (J)	<0.001	<0.001
3/14/2022	0.000932 (J)	0.000224 (J)			<0.001	<0.001
3/15/2022			0.000592 (J)	0.000368 (J)		
10/3/2022	0.000758 (J)			0.000219 (J)	<0.001	<0.001
10/4/2022		<0.001	<0.001			
4/17/2023	0.000545 (J)	<0.001				
4/18/2023			<0.001	0.000225 (J)	<0.001	<0.001
10/26/2023	0.000545 (J)	<0.001	<0.001	0.000215 (J)		
10/27/2023					<0.001	<0.001
3/18/2024	0.000569 (J)			<0.001		
3/19/2024		<0.001	<0.001			
3/20/2024					<0.001	<0.001
Mean	0.000686	0.0008654	0.0009303	0.0006941	0.0009042	0.0008636
Std. Dev.	0.0003192	0.0003099	0.0002164	0.0003972	0.0002789	0.0003141
Upper Lim.	0.0008343	0.001	0.001	0.001	0.001	0.001
Lower Lim.	0.000486	0.000224	0.000592	0.000215	0.000147	0.000215

ND substitution: RL or RL/2 if <15% NDs.

Confidence Interval

Constituent: Lithium (mg/L) Analysis Run 5/7/2024 1:36 PM View: Appendix IV

Plant Daniel Data: Plant Daniel Gypsum CCR

	MW-3	MW-4	MW-5	MW-6	MW-7	MW-8	MW-9
3/21/2016					<0.005	<0.005	<0.005
3/22/2016	<0.005	<0.005	<0.005	<0.005			
5/16/2016	<0.005	<0.005		<0.005	<0.005		<0.005
5/17/2016			<0.005			<0.005	
7/11/2016	<0.005			<0.005	<0.005	<0.005	<0.005
7/12/2016		<0.005	<0.005				
9/12/2016	<0.005			<0.005	<0.005		
9/13/2016		<0.005	<0.005			<0.005	<0.005
11/16/2016	<0.005	<0.005	<0.005	<0.005	<0.005		
11/17/2016						<0.005	<0.005
1/16/2017	<0.005	<0.005	<0.005	<0.005	<0.005		
1/17/2017						<0.005	<0.005
3/20/2017	<0.005	<0.005	<0.005	<0.005	<0.005	<0.005	<0.005
5/22/2017	<0.005			<0.005	<0.005		
5/23/2017		<0.005	<0.005			<0.005	<0.005
2/21/2020					<0.005	<0.005	<0.005
2/22/2020	<0.005	<0.005	<0.005	<0.005			
10/22/2020					<0.005	<0.005	<0.005
10/23/2020	<0.005	<0.005	<0.005	<0.005			
3/15/2021	<0.005	<0.005	<0.005	<0.005	<0.005	<0.005	<0.005
10/6/2021	<0.005	<0.005	<0.005	<0.005	<0.005	<0.005	<0.005
3/14/2022	0.00145 (J)	0.00205 (J)				0.00105 (J)	0.0011 (J)
3/15/2022			0.00142 (J)	0.00191 (J)	0.00192 (J)		
10/3/2022	0.00168 (J)				0.00179 (J)	0.000959 (J)	0.00106 (J)
10/4/2022		0.00206 (J)	0.00138 (J)	0.00139 (J)			
4/17/2023	0.00208 (J)	<0.005					
4/18/2023			<0.005	<0.005	0.00271 (J)	<0.005	0.00209 (J)
10/26/2023	<0.005	<0.005	<0.005	<0.005	<0.005		
10/27/2023						<0.005	<0.005
3/18/2024	0.00202 (J)			<0.005	0.00168 (J)		
3/19/2024		0.00225 (J)	<0.005				
3/20/2024						<0.005	<0.005
Mean	0.004249	0.004492	0.004576	0.004606	0.0043	0.00453	0.004368
Std. Dev.	0.001402	0.001132	0.001196	0.001116	0.001316	0.001327	0.001423
Upper Lim.	0.005	0.005	0.005	0.005	0.005	0.005	0.005
Lower Lim.	0.00208	0.00225	0.00142	0.00191	0.00271	0.00105	0.00209

ND substitution: RL or RL/2 if <15% NDs.

Confidence Interval

Constituent: Mercury (mg/L) Analysis Run 5/7/2024 1:36 PM View: Appendix IV

Plant Daniel Data: Plant Daniel Gypsum CCR

	MW-3	MW-4	MW-6
1/29/2015	0.00012 (J)	0.00012 (J)	
3/3/2015	<0.0002	<0.0002	
4/7/2015	<0.0002	<0.0002	
5/14/2015	<0.0002	<0.0002	
6/3/2015	8.5E-05 (J)	<0.0002	
6/18/2015	<0.0002	<0.0002	
6/30/2015	<0.0002	<0.0002	
7/15/2015	<0.0002	<0.0002	
1/11/2016	8.8E-05 (J)	8.7E-05 (J)	
3/22/2016	<0.0002 (*)	<0.0002 (*)	<0.0002 (*)
5/16/2016	<0.0002	<0.0002	<0.0002
7/11/2016	<0.0002		<0.0002
7/12/2016		<0.0002	
9/12/2016	<0.0002		<0.0002
9/13/2016		<0.0002	
11/16/2016	<0.0002	<0.0002	<0.0002
1/16/2017	<0.0002	<0.0002	<0.0002
3/20/2017	<0.0002	<0.0002	<0.0002
5/22/2017	<0.0002		<0.0002
5/23/2017		<0.0002	
11/27/2017	<0.0002	0.00022	
2/22/2020	<0.0002	<0.0002	<0.0002
10/23/2020	<0.0002	<0.0002	<0.0002
3/15/2021	<0.0002	<0.0002	<0.0002
10/6/2021	<0.0002	<0.0002	<0.0002
3/14/2022	<0.0002	<0.0002	
3/15/2022			<0.0002
10/3/2022	<0.0002		
10/4/2022		<0.0002	0.00143
4/17/2023	<0.0002	<0.0002	
4/18/2023			0.00242
10/26/2023	<0.0002	<0.0002	0.000149 (J)
3/18/2024	<0.0002		0.000163 (J)
3/19/2024		<0.0002	
Mean	0.0001886	0.0001936	0.0003978
Std. Dev.	3.321E-05	2.665E-05	0.0006011
Upper Lim.	0.0002	0.0002	0.00143
Lower Lim.	0.00012	0.00012	0.000163

ND substitution: RL or RL/2 if <15% NDs.

Confidence Interval

Constituent: Molybdenum (mg/L) Analysis Run 5/7/2024 1:36 PM View: Appendix IV

Plant Daniel Data: Plant Daniel Gypsum CCR

	MW-8
3/21/2016	<0.005
5/17/2016	<0.005
7/11/2016	<0.005
9/13/2016	<0.005
11/17/2016	<0.005
1/17/2017	<0.005
3/20/2017	<0.005
5/23/2017	<0.005
2/21/2020	<0.005
10/22/2020	<0.005
3/15/2021	0.00192 (J)
10/6/2021	<0.005
3/14/2022	<0.005
10/3/2022	<0.005
4/18/2023	<0.005
10/27/2023	<0.005
3/20/2024	<0.005
Mean	0.004819
Std. Dev.	0.000747
Upper Lim.	0.005
Lower Lim.	0.00192

ND substitution: RL or RL/2 if <15% NDs.

Confidence Interval

Constituent: Selenium (mg/L) Analysis Run 5/7/2024 1:36 PM View: Appendix IV

Plant Daniel Data: Plant Daniel Gypsum CCR

	MW-3	MW-4	MW-5	MW-9
1/29/2015	<0.005	<0.005		
3/3/2015	<0.005	<0.005		
4/7/2015	<0.005	<0.005		
5/14/2015	<0.005	<0.005		
6/3/2015	<0.005	<0.005		
6/18/2015	0.0056 (J)	<0.005		
6/30/2015	0.0062 (J)	0.0044 (J)		
7/15/2015	<0.005	<0.005		
1/11/2016	<0.005	<0.005		
3/21/2016				<0.005
3/22/2016	<0.005	<0.005	<0.005	
5/16/2016	<0.005	<0.005		0.00031 (J)
5/17/2016			<0.005	
7/11/2016	<0.005			0.0004 (J)
7/12/2016		<0.005	<0.005	
9/12/2016	<0.005			
9/13/2016		<0.005	<0.005	<0.005 (*)
11/16/2016	<0.005	<0.005	<0.005	
11/17/2016				<0.005
1/16/2017	<0.005	<0.005	<0.005	
1/17/2017				<0.005
3/20/2017	<0.005 (*)	<0.005	<0.005	<0.005
5/22/2017	<0.005			
5/23/2017		<0.005	0.0003 (J)	<0.005
11/27/2017	<0.005	<0.005		
2/21/2020				<0.005
2/22/2020	<0.005	<0.005	<0.005	
10/22/2020				<0.005
10/23/2020	<0.005	<0.005	<0.005	
3/15/2021	<0.005	<0.005	<0.005	<0.005
10/6/2021	<0.005	<0.005	<0.005	<0.005
3/14/2022	<0.005	<0.005		<0.005
3/15/2022			<0.005	
10/3/2022	<0.005			<0.005
10/4/2022		<0.005	<0.005	
4/17/2023	<0.005	<0.005		
4/18/2023			<0.005	<0.005
10/26/2023	<0.005	<0.005	<0.005	
10/27/2023				<0.005
3/18/2024	<0.005			
3/19/2024		<0.005	<0.005	
3/20/2024				<0.005
Mean	0.005067	0.004978	0.004724	0.004454
Std. Dev.	0.0002542	0.0001155	0.00114	0.001543
Upper Lim.	0.0056	0.005	0.005	0.005
Lower Lim.	0.005	0.0044	0.0003	0.0004

ND substitution: RL or RL/2 if <15% NDs.

Confidence Interval

Constituent: Thallium (mg/L) Analysis Run 5/7/2024 1:36 PM View: Appendix IV

Plant Daniel Data: Plant Daniel Gypsum CCR

	MW-3	MW-5
3/22/2016	<0.001	<0.001
5/16/2016	<0.001	
5/17/2016		<0.001
7/11/2016	<0.001	
7/12/2016		<0.001
9/12/2016	<0.001	
9/13/2016		<0.001
11/16/2016	<0.001	<0.001
1/16/2017	<0.001	<0.001
3/20/2017	<0.001	<0.001
5/22/2017	<0.001	
5/23/2017		<0.001
2/22/2020	<0.001	<0.001
10/23/2020	<0.001	<0.001
3/15/2021	<0.001	<0.001
10/6/2021	0.000269 (J)	0.000231 (J)
3/14/2022	<0.001	
3/15/2022		<0.001
10/3/2022	<0.001	
10/4/2022		<0.001
4/17/2023	<0.001	
4/18/2023		<0.001
10/26/2023	<0.001	<0.001
3/18/2024	<0.001	
3/19/2024		<0.001
Mean	0.000957	0.0009548
Std. Dev.	0.0001773	0.0001865
Upper Lim.	0.001	0.001
Lower Lim.	0.000269	0.000231

ND substitution: RL or RL/2 if <15% NDs.

GROUNDWATER STATS CONSULTING

December 4, 2024

Southern Company Services
Attn: Mr. Trey Singleton
3535 Colonnade Parkway
Birmingham, AL 35243

Re: Plant Daniel Gypsum Storage Area (GSA)
September/October 2024 Statistical Analysis

Dear Mr. Singleton,

Groundwater Stats Consulting, formerly the statistical consulting division of Sanitas Technologies, is pleased to provide the September/October 2024 Semi-Annual Groundwater Monitoring Statistical summary of the statistical analysis of groundwater data for Mississippi Power Company's Plant Daniel GSA. The analysis complies with the federal rule for the Disposal of Coal Combustion Residuals from Electric Utilities (CCR Rule, 2015) as well as with the United States Environmental Protection Agency (USEPA) Unified Guidance (2009).

Sampling began at Daniel GSA for the CCR program in 2016. The monitoring well network, as provided by Southern Company Services, consists of the following:

- **Upgradient wells:** MW-1, MW-2, and MW-10
- **Downgradient wells:** MW-3, MW-4, MW-5, MW-6, MW-7, MW-8, and MW-9

Data were sent electronically to Groundwater Stats Consulting, and the statistical analysis was reviewed by Andrew Collins, Project Manager for Groundwater Stats Consulting.

The CCR program monitors the constituents listed below. The terms "parameters" and "constituents" are used interchangeably.

- **Appendix III** (Detection Monitoring) **–** boron, calcium, chloride, fluoride, pH, sulfate, and TDS
- **Appendix IV** (Assessment Monitoring) **–** antimony, arsenic, barium, beryllium, cadmium, chromium, cobalt, combined radium 226 + 228, fluoride, lead, lithium, mercury, molybdenum, selenium, and thallium

Note that when there are no detections present in downgradient wells for a given constituent, statistical analyses are not required. A list of Appendix IV downgradient well/constituent pairs containing 100% non-detects follow this letter.

For all constituents, a substitution of the most recent reporting limit is used for non-detect data. When constructing intrawell prediction limits, the substitution is performed for individual wells and may differ across wells. This generally gives the most conservative limit in each case.

Time series plots for Appendix III and IV parameters are provided for all wells and are used to evaluate concentrations over time. Additionally, box plots are included for all constituents at upgradient and downgradient wells. Values in background which have been flagged as outliers may be seen in a lighter font and as a disconnected symbol on the graph. A summary of these values follows this letter. The time series plots are used to initially screen for suspected outliers and trends, while the box plots provide visual representation of variation within individual wells and between all wells.

During the previous screening, data at all wells were evaluated for the following: 1) outliers; 2) trends; 3) most appropriate statistical method for Appendix III parameters based on site characteristics of groundwater data upgradient of the facility; and 4) eligibility of downgradient wells when intrawell statistical methods are recommended. Power curves were provided with the screening to demonstrate that the selected statistical methods for Appendix III parameters comply with the USEPA Unified Guidance recommendations as discussed below.

Summary of Statistical Methods

Based on the evaluation for federal regulatory requirements, the following methods were selected for Appendix III constituents:

- Intrawell prediction limits, combined with a 1-of-2 resample plan for boron, calcium, chloride, fluoride, pH, sulfate, and TDS

The distribution of data is tested using the Shapiro-Wilk/Shapiro-Francia test for normality. Parametric prediction limits (or tolerance limits or confidence intervals as applicable) are utilized when the screened historical data follow a normal or transformed-normal distribution. When data cannot be normalized or the majority of data are non-detects, a nonparametric test is utilized. While the false positive rate associated with the parametric prediction limits is based on an annual 10% (5% per semi-annual event) as recommended by the EPA Unified Guidance (2009), the false positive rate associated with the nonparametric prediction limits is dependent upon the available background sample size, number of future comparisons, and verification resample plan. The following approaches are used for handling non-detects (USEPA, 2009):

- No statistical analyses are required on wells and analytes containing 100% non-detects (USEPA Unified Guidance, 2009, Chapter 6).
- When data contain <15% non-detects, simple substitution of one-half the reporting limit is utilized in the statistical analysis. The reporting limit utilized for non-detects is the most recent practical quantification limit (PQL) as reported by the laboratory.
- When data contain between 15-50% non-detects, the Kaplan-Meier non-detect adjustment is applied to the background data for parametric limits. This technique adjusts the mean and standard deviation of the historical concentrations to account for concentrations below the reporting limit.
- Nonparametric prediction limits are used on data containing greater than 50% non-detects.

Note that values shown on data pages reflect raw data and any non-detects that have been substituted with one-half of the reporting limit will be shown as "<" the original reporting limit, such as the non-detect values for chloride in wells MW-6 and MW-10, and TDS in wells MW-3, MW-4, and MW-5.

Natural systems continuously evolve due to physical changes made to the environment. Examples include capping a landfill, paving areas near a well, or lining a drainage channel to prevent erosion. Periodic updating of background statistical limits is necessary to accommodate these types of changes. In the intrawell case, data for all wells and constituents are re-evaluated when a minimum of 4 new data points are available to determine whether earlier concentrations are representative of present-day groundwater quality. In some cases, deselecting the earlier portion of data may be necessary prior to construction of limits so that resulting statistical limits are conservative (i.e., lower) from a regulatory perspective and capable of rapidly detecting changes in groundwater quality. Even though the data are excluded from the calculation, the values will continue to be reported and shown in tables and graphs.

Summary of Background Screening Conducted in September 2017

During the initial background screening conducted in September 2017, all proposed background data were screened for outliers and trends. The statistical method used at this site includes intrawell prediction limits, combined with a 1-of-2 resample plan, for each of the Appendix III parameters. Below is the summary of the findings from the initial screening, which is followed by the summary of the background update performed in this analysis.

Outlier and Trend Testing

Time series plots were used to identify suspected outliers, or extreme values that would result in limits that are not conservative from a regulatory perspective, in proposed background data. Suspected outliers at all wells for Appendix III and Appendix IV parameters are formally tested using Tukey's box plot method and, when identified, flagged in the computer database with "o" and deselected prior to construction of statistical limits.

No true seasonal patterns were observed on the time series plots for any of the detected data; therefore, no deseasonalizing adjustments were made to the data. When seasonal patterns are observed, data may be deseasonalized so that the resulting limits will correctly account for the seasonality as a predictable pattern rather than random variation or a release.

While trends may be visual, a quantification of the trend and its significance is needed. The Sen's Slope/Mann Kendall trend test was used to evaluate all data at each well to identify statistically significant increasing or decreasing trends. In the absence of suspected contamination, significant trending data are typically not included as part of the background data used for construction of prediction limits. This step serves to eliminate the trend and, thus, reduce variation in background. When statistically significant decreasing trends are present, earlier data are evaluated to determine whether earlier concentration levels are significantly different than current reported concentrations and will be deselected as necessary. When the historical records of data are truncated for the reasons above, a summary report will be provided to show the date ranges used in construction of the statistical limits.

The results of the trend analyses showed a few statistically significant decreasing and increasing trends. All trends noted were relatively low in magnitude when compared to average concentrations; therefore, no adjustments were made to any of the data sets.

Appendix III – Determination of Spatial Variation

The Analysis of Variance (ANOVA) was used to statistically evaluate differences in average concentrations among upgradient wells, which assists in identifying the most appropriate statistical approach. Interwell tests, which compare downgradient well data to statistical limits constructed from pooled upgradient well data, are appropriate when average concentrations are similar across upgradient wells. Intrawell tests, which compare compliance data from a single well to screened historical data within the same well, are appropriate when upgradient wells exhibit spatial variation; when statistical limits constructed from upgradient wells would not be conservative from a regulatory perspective; and when downgradient water quality is unimpacted compared to upgradient water quality for the same parameter.

The ANOVA identified variation among upgradient well data at Plant Daniel Gypsum Storage Area for the majority of the Appendix III parameters. This facility is a lined unit with pre-waste data; therefore, due to variation noted among upgradient wells, intrawell prediction limits are recommended for this facility to accommodate the groundwater quality. A summary table of the ANOVA results was included with the screening reports.

Background Update Summary – Appendix III Parameters

March 2024

Outlier Analysis

Prior to updating background data, samples were screened using time series plots and Tukey's outlier analysis for all wells for Appendix III parameters to identify potential outliers through the October 2023 sample event. Tukey's outlier test and visual screening confirmed all previously flagged outliers aside from calcium and sulfate in well MW-3, which were no longer considered spurious due to concentrations of similar magnitude within each respective record. Values identified by Tukey's test but not flagged in the database include chloride in well MW-9, fluoride in well MW-3, and pH in well MW-7, as the measurements were not dramatically different than existing concentrations within their respective wells. Elevated concentrations between 2019 and 2021 for calcium, sulfate, and TDS in well MW-3 were flagged in order to maintain statistical limits that are conservative (i.e., lower) from a regulatory perspective. As mentioned above, flagged data are displayed in a lighter font and as a disconnected symbol on the time series reports, as well as in a lighter font on the accompanying data pages. Additionally, a summary of all flagged values follows this letter.

Mann-Whitney Test of Medians

The Mann-Whitney (Wilcoxon Rank Sum) test was used to compare the medians of historical data through October 2021 to the new compliance samples at each well through October 2023 to evaluate whether the groups are statistically different at the 99% confidence level for each of the Appendix III parameters. Records that were truncated in previous updates due to concentrations that were not representative of present-day groundwater quality conditions used curtailed portions of the respective record for comparison with the Mann-Whitney test through October 2023. When no differences exist, background data sets may be updated to include newer data for construction of prediction limits. This step results in statistical limits that are representative of current groundwater quality conditions. Statistically significant differences (either an increase or decrease in median concentrations) were identified for the following well/constituent pairs:

Increase

- Calcium: MW-3 and MW-7
- Sulfate: MW-10 (upgradient), MW-3, MW-5, and MW-8

Decrease

- Boron: MW-4
- Calcium: MW-4
- Chloride: MW-5 and MW-8

Typically, when the test concludes that the medians of the two groups are significantly different, particularly in the downgradient wells, the background data sets are not updated to include the newer data but will be reconsidered in the future. In studies such as the current one, in which at least one of the segments being compared is of short duration, the comparison is complicated by the fact that normal short-term variation may be mistaken for long-term change in medians.

All records identified by the Mann-Whitney test with statistically significant increases in medians for upgradient and downgradient wells were updated either as a result of measurements flagged as outliers as discussed previously, or due to more recent low-level concentrations being similar to remaining concentrations within a given record. Previously truncated records were also updated with more recent data.

The statistically significant decreases identified in medians were either due to more recent reported trace values compared to previously reported non-detects, or variation in the records with lower compliance medians. Additionally, the compliance medians for

well/constituent pairs containing variation in the record were lower than historical medians but measurements were similar to historical concentrations. Since the statistically significant decreases in medians between historical and compliance data sets signify lower concentrations and, generally, more conservative (i.e., lower) statistical limits, these records were updated with more recent data. For chloride at downgradient well MW-5, elevated concentrations earlier in the record were truncated to construct statistical limits representative of present-day groundwater quality conditions. A list of records using a truncated portion of their data set follows this letter (Date Ranges).

Statistical Analysis of Appendix III Parameters – September/October 2024

Intrawell Prediction Limits

Intrawell prediction limits, combined with a 1-of-2 resample strategy, were established for the Appendix III parameters at each well using historical data through October 2023, except for cases mentioned above, to evaluate the September/October 2024 samples. Intrawell prediction limits use screened historical data within a given well to establish limits for parameters at that well.

In the event of an initial exceedance of compliance well data, the 1-of-2 resample plan allows for collection of one additional sample to determine whether the initial exceedance is confirmed. When the resample confirms the initial exceedance, a statistically significant increase (SSI) is identified and further research would be required to identify the cause of the exceedance (i.e., impact from the site, natural variation, or an off-site source). If the resample falls within the statistical limit, the initial exceedance is considered to be a false positive result and, therefore, no further action is necessary. Complete graphical results of the prediction limits may be found following this letter. Initial exceedances were identified for the following well/constituent pairs:

- Calcium: MW-2 (upgradient) and MW-3
- Sulfate: MW-10 (upgradient) and MW-3

Trend Test Evaluation

When prediction limit exceedances are identified in downgradient wells, data are further evaluated using the Sen's Slope/Mann Kendall trend test at the 99% confidence level to determine whether concentrations are statistically increasing, decreasing, or stable. Upgradient wells are included in the trend analyses for all parameters found to exceed their prediction limit in downgradient wells to identify whether similar patterns exist upgradient of the site. The existence of similar trends in both upgradient and

downgradient wells is an indication of variability in groundwater that is unrelated to practices at the site. Statistically significant trends were identified for the following well/constituent pairs:

Increasing:

- Calcium: MW-2 (upgradient) and MW-3
- Sulfate: MW-1 (upgradient) and MW-3

Decreasing:

- Calcium: MW-1 (upgradient)

Note that while the trend test identified a statistically significant increasing trend for sulfate in downgradient well MW-3, the slope is displayed on the graph and summary table as zero which represents the median slope of all the possible pairwise slopes.

Statistical Methods – Appendix IV Parameters

Appendix IV parameters are evaluated by statistically comparing the mean or median of each downgradient well/constituent pair against corresponding Groundwater Protection Standards (GWPS). The GWPS may be either regulatory (MCL or CCR rule-specified limits) or site-specific limits that are based on upgradient background groundwater quality. Site-specific background limits are determined using upper tolerance limits, and the comparison of downgradient means or medians to GWPS is performed using confidence intervals.

Evaluation of Appendix IV Parameters – September/October 2024

Prior to evaluating Appendix IV parameters, upgradient data were screened through visual screening for potential outliers and extreme trending patterns that would lead to artificially elevated statistical limits. High outliers are also cautiously flagged in the downgradient wells when the measurements are clearly different from the rest of the data. This is intended to be a regulatory conservative approach in that it will reduce the variance and thus reduce the width of confidence intervals, although it will also reduce the mean and thus lower the entire interval for parametric confidence intervals. The intent is to better represent the true downgradient mean. Flagging high outliers should have no effect on the lower limit of nonparametric confidence intervals. No additional outliers were flagged during this analysis. A complete list of flagged outliers follows this report.

Interwell Upper Tolerance Limits

Parametric upper tolerance limits were used to calculate background limits from pooled upgradient well data through October 2024 for Appendix IV parameters with a target of 95% confidence and 95% coverage to determine background limits. The confidence and coverage levels for nonparametric tolerance limits are dependent upon the number of background samples.

Groundwater Protection Standards

These interwell upper tolerance limits were compared to the Maximum Contaminant Levels (MCLs), CCR Rule-Specified levels, and background limits in the GWPS table following this letter to determine the highest limit for use as the GWPS in the Confidence Interval comparisons.

Confidence Intervals

Confidence intervals were then constructed on downgradient wells using all data through October 2024 for each of the Appendix IV parameters. The Sanitas software was used to calculate the confidence intervals, either parametric or nonparametric, depending on the distribution of the data. The lower confidence limit, which is constructed with 99% confidence for parametric confidence intervals, is compared to the GWPS prepared as described above. The confidence level associated with nonparametric confidence intervals is dependent upon the number of samples available. Only when the entire confidence interval is above a GWPS is the well/constituent pair considered to exceed its respective standard. Complete graphical results of the confidence interval follow this letter. No exceedances were identified.

Trend Test Evaluation – Appendix IV

When confidence interval exceedances are identified in downgradient wells, data are further evaluated using the Sen's Slope/Mann Kendall trend test to determine whether concentrations are statistically increasing, decreasing, or stable at the 95% confidence level. Utilizing the 95% confidence level for trend tests readily identifies significant trends and is more sensitive than the 99% confidence level without drastically increasing the false negative rate. Upgradient wells are included in the trend analyses for all parameters found to exceed their confidence intervals in downgradient wells. When similar patterns exist upgradient of the site, it is an indication of variability in groundwater which may be unrelated to practices at the site. Since no exceedances were identified, no trend tests were required.

Thank you for the opportunity to assist you in the statistical analysis of groundwater quality for Daniel Gypsum Storage Area. If you have any questions or comments, please feel free to contact us.

For Groundwater Stats Consulting,



Tristan Clark
Groundwater Analyst



Andrew Collins
Project Manager

Table of Contents

Summary Tables	12
Time Series	22
Box Plots	76
Outlier Summary	88
Intrawell Prediction Limits	90
Trend Tests - Prediction Limit Exceedances	182
Upper Tolerance Limits	187
Groundwater Protection Standards	197
Confidence Intervals	199

Summary Tables

Sanitas™ v.10.0.23a Software licensed to Groundwater Stats Consulting. UG

Date Ranges

Date: 11/21/2024 9:55 AM

Plant Daniel Client: Southern Company Data: Plant Daniel Gypsum CCR

Calcium (mg/L)
MW-1 background:11/8/2018-10/26/2023
Chloride (mg/L)
MW-5 background:6/2/2018-10/27/2023
Sulfate (mg/L)
MW-1 background:1/16/2017-10/26/2023

100% Non-Detects: Appendix IV Downgradient

Analysis Run 11/18/2024 4:31 PM View: Confidence Intervals
Plant Daniel Client: Southern Company Data: Plant Daniel Gypsum CCR

Antimony (mg/L)
MW-3, MW-5, MW-6, MW-7, MW-8, MW-9

Arsenic (mg/L)
MW-4, MW-6, MW-7, MW-8, MW-9

Beryllium (mg/L)
MW-9

Cadmium (mg/L)
MW-3, MW-4, MW-6, MW-7, MW-8, MW-9

Lead (mg/L)
MW-6

Mercury (mg/L)
MW-5, MW-7, MW-8, MW-9

Molybdenum (mg/L)
MW-3, MW-4, MW-5, MW-6, MW-7, MW-9

Selenium (mg/L)
MW-6, MW-7, MW-8

Thallium (mg/L)
MW-4, MW-6, MW-7, MW-8, MW-9

Appendix III Intrawell Prediction Limits - Significant Results

Plant Daniel Client: Southern Company Data: Plant Daniel Gypsum CCR Printed 11/20/2024, 10:46 AM

Constituent	Well	Upper Lim.	Lower Lim.	Date	Observ.	Sig.	Bg N	%NDs	ND Adj.	Transform	Alpha	Method
Calcium (mg/L)	**MW-2**	**1.257**	**n/a**	**10/1/2024**	**1.28**	**Yes**	**23**	**0**	**None**	**No**	**0.001075**	**Param Intra 1 of 2**
Calcium (mg/L)	**MW-3**	**6.91**	**n/a**	**9/30/2024**	**12.4**	**Yes**	**18**	**0**	**n/a**	**n/a**	**0.005373**	**NP Intra (normality) 1 of 2**
Sulfate (mg/L)	**MW-10**	**4.98**	**n/a**	**10/1/2024**	**5.13**	**Yes**	**21**	**61.9**	**n/a**	**n/a**	**0.003999**	**NP Intra (NDs) 1 of 2**
Sulfate (mg/L)	**MW-3**	**19.5**	**n/a**	**9/30/2024**	**32.1**	**Yes**	**28**	**67.86**	**n/a**	**n/a**	**0.002337**	**NP Intra (NDs) 1 of 2**

Appendix III Intrawell Prediction Limits - All Results

Plant Daniel Client: Southern Company Data: Plant Daniel Gypsum CCR Printed 11/20/2024, 10:46 AM

Constituent	Well	Upper Lim.	Lower Lim.	Date	Observ.	Sig.	Bg N	%NDs	ND Adj.	Transform	Alpha	Method
Boron (mg/L)	MW-1	0.11	n/a	10/1/2024	0.08ND	No	21	76.19	n/a	n/a	0.003999	NP Intra (NDs) 1 of 2
Boron (mg/L)	MW-10	0.08	n/a	10/1/2024	0.0387J	No	21	71.43	n/a	n/a	0.003999	NP Intra (NDs) 1 of 2
Boron (mg/L)	MW-2	0.08	n/a	10/1/2024	0.08ND	No	21	71.43	n/a	n/a	0.003999	NP Intra (NDs) 1 of 2
Boron (mg/L)	MW-3	0.15	n/a	9/30/2024	0.0533J	No	22	63.64	n/a	n/a	0.003707	NP Intra (NDs) 1 of 2
Boron (mg/L)	MW-4	0.08	n/a	10/1/2024	0.08ND	No	21	90.48	n/a	n/a	0.003999	NP Intra (NDs) 1 of 2
Boron (mg/L)	MW-5	0.08	n/a	10/1/2024	0.08ND	No	21	95.24	n/a	n/a	0.003999	NP Intra (NDs) 1 of 2
Boron (mg/L)	MW-6	0.08	n/a	9/30/2024	0.08ND	No	21	95.24	n/a	n/a	0.003999	NP Intra (NDs) 1 of 2
Boron (mg/L)	MW-7	0.08	n/a	9/30/2024	0.08ND	No	22	90.91	n/a	n/a	0.003707	NP Intra (NDs) 1 of 2
Boron (mg/L)	MW-8	0.08	n/a	9/30/2024	0.08ND	No	21	95.24	n/a	n/a	0.003999	NP Intra (NDs) 1 of 2
Boron (mg/L)	MW-9	0.08	n/a	9/30/2024	0.0265J	No	21	80.95	n/a	n/a	0.003999	NP Intra (NDs) 1 of 2
Calcium (mg/L)	MW-1	4.301	n/a	10/1/2024	3.09	No	12	0	None	No	0.001075	Param Intra 1 of 2
Calcium (mg/L)	MW-10	1.244	n/a	10/1/2024	0.405J	No	20	0	None	No	0.001075	Param Intra 1 of 2
Calcium (mg/L)	**MW-2**	**1.257**	**n/a**	**10/1/2024**	**1.28**	**Yes**	**23**	**0**	**None**	**No**	**0.001075**	**Param Intra 1 of 2**
Calcium (mg/L)	**MW-3**	**6.91**	**n/a**	**9/30/2024**	**12.4**	**Yes**	**18**	**0**	**n/a**	**n/a**	**0.005373**	**NP Intra (normality) 1 of 2**
Calcium (mg/L)	MW-4	2.535	n/a	10/1/2024	1.06	No	22	0	None	No	0.001075	Param Intra 1 of 2
Calcium (mg/L)	MW-5	2.422	n/a	10/1/2024	1.59	No	22	0	None	No	0.001075	Param Intra 1 of 2
Calcium (mg/L)	MW-6	1.636	n/a	9/30/2024	0.73	No	22	0	None	No	0.001075	Param Intra 1 of 2
Calcium (mg/L)	MW-7	3.084	n/a	9/30/2024	2.38	No	22	0	None	No	0.001075	Param Intra 1 of 2
Calcium (mg/L)	MW-8	3.475	n/a	9/30/2024	1.63	No	23	0	None	No	0.001075	Param Intra 1 of 2
Calcium (mg/L)	MW-9	1.295	n/a	9/30/2024	0.81	No	23	0	None	No	0.001075	Param Intra 1 of 2
Chloride (mg/L)	MW-1	12.91	n/a	10/1/2024	3.6	No	21	0	None	sqrt(x)	0.001075	Param Intra 1 of 2
Chloride (mg/L)	MW-10	8.13	n/a	10/1/2024	4.31	No	21	4.762	None	No	0.001075	Param Intra 1 of 2
Chloride (mg/L)	MW-2	10.47	n/a	10/1/2024	9.35	No	21	0	None	No	0.001075	Param Intra 1 of 2
Chloride (mg/L)	MW-3	12.09	n/a	9/30/2024	9.4	No	20	0	None	No	0.001075	Param Intra 1 of 2
Chloride (mg/L)	MW-4	9.848	n/a	10/1/2024	6.09	No	21	0	None	No	0.001075	Param Intra 1 of 2
Chloride (mg/L)	MW-5	8.928	n/a	10/1/2024	4	No	12	0	None	No	0.001075	Param Intra 1 of 2
Chloride (mg/L)	MW-6	10.05	n/a	9/30/2024	5.51	No	21	4.762	None	No	0.001075	Param Intra 1 of 2
Chloride (mg/L)	MW-7	19.69	n/a	9/30/2024	7.8	No	21	0	None	No	0.001075	Param Intra 1 of 2
Chloride (mg/L)	MW-8	12.28	n/a	9/30/2024	7	No	22	0	None	No	0.001075	Param Intra 1 of 2
Chloride (mg/L)	MW-9	11.36	n/a	9/30/2024	6.83	No	22	0	None	sqrt(x)	0.001075	Param Intra 1 of 2
Fluoride (mg/L)	MW-1	0.1	n/a	10/1/2024	0.1ND	No	22	72.73	n/a	n/a	0.003707	NP Intra (NDs) 1 of 2
Fluoride (mg/L)	MW-10	0.1	n/a	10/1/2024	0.026J	No	22	95.45	n/a	n/a	0.003707	NP Intra (NDs) 1 of 2
Fluoride (mg/L)	MW-2	0.1	n/a	10/1/2024	0.0277J	No	22	81.82	n/a	n/a	0.003707	NP Intra (NDs) 1 of 2
Fluoride (mg/L)	MW-3	0.23	n/a	9/30/2024	0.0805J	No	23	8.696	n/a	n/a	0.003415	NP Intra (normality) 1 of 2
Fluoride (mg/L)	MW-4	0.1	n/a	10/1/2024	0.1ND	No	22	95.45	n/a	n/a	0.003707	NP Intra (NDs) 1 of 2
Fluoride (mg/L)	MW-5	0.1	n/a	10/1/2024	0.0281J	No	22	95.45	n/a	n/a	0.003707	NP Intra (NDs) 1 of 2
Fluoride (mg/L)	MW-6	0.1	n/a	9/30/2024	0.1ND	No	22	81.82	n/a	n/a	0.003707	NP Intra (NDs) 1 of 2
Fluoride (mg/L)	MW-7	0.1	n/a	9/30/2024	0.0393J	No	22	59.09	n/a	n/a	0.003707	NP Intra (NDs) 1 of 2
Fluoride (mg/L)	MW-8	0.1	n/a	9/30/2024	0.0274J	No	22	90.91	n/a	n/a	0.003707	NP Intra (NDs) 1 of 2
Fluoride (mg/L)	MW-9	0.1	n/a	9/30/2024	0.1ND	No	22	90.91	n/a	n/a	0.003707	NP Intra (NDs) 1 of 2
pH (SU)	MW-1	5.687	4.429	10/1/2024	4.86	No	31	0	None	No	0.0005373	Param Intra 1 of 2
pH (SU)	MW-10	5.405	4.676	10/1/2024	5.23	No	22	0	None	No	0.0005373	Param Intra 1 of 2
pH (SU)	MW-2	5.68	4.61	10/1/2024	4.75	No	31	0	n/a	n/a	0.003811	NP Intra (normality) 1 of 2
pH (SU)	MW-3	4.764	4.208	9/30/2024	4.52	No	31	0	None	No	0.0005373	Param Intra 1 of 2
pH (SU)	MW-4	5.097	4.616	10/1/2024	4.68	No	31	0	None	No	0.0005373	Param Intra 1 of 2
pH (SU)	MW-5	5.088	4.553	10/1/2024	4.88	No	22	0	None	No	0.0005373	Param Intra 1 of 2
pH (SU)	MW-6	4.814	4.501	9/30/2024	4.56	No	22	0	None	No	0.0005373	Param Intra 1 of 2
pH (SU)	MW-7	5.16	4.22	9/30/2024	4.34	No	22	0	n/a	n/a	0.007415	NP Intra (normality) 1 of 2
pH (SU)	MW-8	4.953	4.395	9/30/2024	4.67	No	21	0	None	No	0.0005373	Param Intra 1 of 2
pH (SU)	MW-9	5.053	4.732	9/30/2024	4.9	No	22	0	None	No	0.0005373	Param Intra 1 of 2
Sulfate (mg/L)	MW-1	12.62	n/a	10/1/2024	8.2	No	20	5	None	No	0.001075	Param Intra 1 of 2
Sulfate (mg/L)	**MW-10**	**4.98**	**n/a**	**10/1/2024**	**5.13**	**Yes**	**21**	**61.9**	**n/a**	**n/a**	**0.003999**	**NP Intra (NDs) 1 of 2**
Sulfate (mg/L)	MW-2	3.1	n/a	10/1/2024	0.763J	No	31	74.19	n/a	n/a	0.001905	NP Intra (NDs) 1 of 2
Sulfate (mg/L)	**MW-3**	**19.5**	**n/a**	**9/30/2024**	**32.1**	**Yes**	**28**	**67.86**	**n/a**	**n/a**	**0.002337**	**NP Intra (NDs) 1 of 2**
Sulfate (mg/L)	MW-4	5	n/a	10/1/2024	2.64	No	31	58.06	n/a	n/a	0.001905	NP Intra (NDs) 1 of 2
Sulfate (mg/L)	MW-5	7.098	n/a	10/1/2024	5.25	No	21	42.86	Kaplan-Meier	No	0.001075	Param Intra 1 of 2
Sulfate (mg/L)	MW-6	3.419	n/a	9/30/2024	1.76	No	21	9.524	None	No	0.001075	Param Intra 1 of 2
Sulfate (mg/L)	MW-7	1.57	n/a	9/30/2024	1ND	No	21	90.48	n/a	n/a	0.003999	NP Intra (NDs) 1 of 2
Sulfate (mg/L)	MW-8	4.11	n/a	9/30/2024	1.93	No	21	57.14	n/a	n/a	0.003999	NP Intra (NDs) 1 of 2
Sulfate (mg/L)	MW-9	3.494	n/a	9/30/2024	3.05	No	21	33.33	Kaplan-Meier	sqrt(x)	0.001075	Param Intra 1 of 2
Total Dissolved Solids (mg/L)	MW-1	95.71	n/a	10/1/2024	19	No	21	0	None	No	0.001075	Param Intra 1 of 2
Total Dissolved Solids (mg/L)	MW-10	57.53	n/a	10/1/2024	33	No	21	4.762	None	No	0.001075	Param Intra 1 of 2
Total Dissolved Solids (mg/L)	MW-2	58.16	n/a	10/1/2024	37	No	21	9.524	None	No	0.001075	Param Intra 1 of 2
Total Dissolved Solids (mg/L)	MW-3	93.53	n/a	9/30/2024	71	No	18	5.556	None	No	0.001075	Param Intra 1 of 2
Total Dissolved Solids (mg/L)	MW-4	60.88	n/a	10/1/2024	33	No	21	4.762	None	No	0.001075	Param Intra 1 of 2
Total Dissolved Solids (mg/L)	MW-5	57.55	n/a	10/1/2024	23	No	21	9.524	None	No	0.001075	Param Intra 1 of 2
Total Dissolved Solids (mg/L)	MW-6	49.19	n/a	9/30/2024	21	No	21	9.524	None	No	0.001075	Param Intra 1 of 2
Total Dissolved Solids (mg/L)	MW-7	72.75	n/a	9/30/2024	14	No	21	0	None	No	0.001075	Param Intra 1 of 2

Appendix III Intrawell Prediction Limits - All Results

Plant Daniel Client: Southern Company Data: Plant Daniel Gypsum CCR Printed 11/20/2024, 10:46 AM

Constituent	Well	Upper Lim.	Lower Lim.	Date	Observ.	Sig.	Bg N	%NDs	ND Adj.	Transform	Alpha	Method
Total Dissolved Solids (mg/L)	MW-8	71.98	n/a	9/30/2024	27	No	21	4.762	None	No	0.001075	Param Intra 1 of 2
Total Dissolved Solids (mg/L)	MW-9	55.77	n/a	9/30/2024	25	No	21	4.762	None	No	0.001075	Param Intra 1 of 2

Appendix III Trend Tests - Prediction Limit Exceedances - Significant Results

Plant Daniel Client: Southern Company Data: Plant Daniel Gypsum CCR Printed 11/21/2024, 9:55 AM

Constituent	Well	Slope	Calc.	Critical	Sig.	N	%NDs	Normality	Alpha	Method
Calcium (mg/L)	**MW-1 (bg)**	**-0.4536**	**-206**	**-105**	**Yes**	**24**	**0**	**n/a**	**0.01**	**NP**
Calcium (mg/L)	**MW-2 (bg)**	**0.04091**	**157**	**111**	**Yes**	**25**	**0**	**n/a**	**0.01**	**NP**
Calcium (mg/L)	**MW-3**	**0.2816**	**112**	**81**	**Yes**	**20**	**0**	**n/a**	**0.01**	**NP**
Sulfate (mg/L)	**MW-1 (bg)**	**0.9966**	**389**	**191**	**Yes**	**36**	**2.778**	**n/a**	**0.01**	**NP**
Sulfate (mg/L)	**MW-3**	**0**	**168**	**146**	**Yes**	**30**	**63.33**	**n/a**	**0.01**	**NP**

Appendix III Trend Tests - Prediction Limit Exceedances - All Results

Plant Daniel Client: Southern Company Data: Plant Daniel Gypsum CCR Printed 11/21/2024, 9:55 AM

Constituent	Well	Slope	Calc.	Critical	Sig.	N	%NDs	Normality	Alpha	Method
Calcium (mg/L)	**MW-1 (bg)**	**-0.4536**	**-206**	**-105**	**Yes**	**24**	**0**	**n/a**	**0.01**	**NP**
Calcium (mg/L)	MW-10 (bg)	-0.02332	-48	-92	No	22	0	n/a	0.01	NP
Calcium (mg/L)	**MW-2 (bg)**	**0.04091**	**157**	**111**	**Yes**	**25**	**0**	**n/a**	**0.01**	**NP**
Calcium (mg/L)	**MW-3**	**0.2816**	**112**	**81**	**Yes**	**20**	**0**	**n/a**	**0.01**	**NP**
Sulfate (mg/L)	**MW-1 (bg)**	**0.9966**	**389**	**191**	**Yes**	**36**	**2.778**	**n/a**	**0.01**	**NP**
Sulfate (mg/L)	MW-10 (bg)	0	71	98	No	23	56.52	n/a	0.01	NP
Sulfate (mg/L)	MW-2 (bg)	0	-109	-167	No	33	69.7	n/a	0.01	NP
Sulfate (mg/L)	**MW-3**	**0**	**168**	**146**	**Yes**	**30**	**63.33**	**n/a**	**0.01**	**NP**

PLANT DANIEL GSA CCR GWPS TABLE				
Constituent Name	**MCL**	**CCR Rule-Specified**	**Background Limit**	**GWPS**
Antimony, Total (mg/L)	0.006		0.002	0.006
Arsenic, Total (mg/L)	0.01		0.0063	0.01
Barium, Total (mg/L)	2		0.25	2
Beryllium, Total (mg/L)	0.004		0.001	0.004
Cadmium, Total (mg/L)	0.005		0.001	0.005
Chromium, Total (mg/L)	0.1		0.0073	0.1
Cobalt, Total (mg/L)		0.006	0.0044	0.006
Combined Radium, Total (pCi/L)	5		3.07	5
Fluoride, Total (mg/L)	4		0.1	4
Lead, Total (mg/L)		0.015	0.001	0.015
Lithium, Total (mg/L)		0.04	0.005	0.04
Mercury, Total (mg/L)	0.002		0.00031	0.002
Molybdenum, Total (mg/L)		0.1	0.005	0.1
Selenium, Total (mg/L)	0.05		0.0071	0.05
Thallium, Total (mg/L)	0.002		0.001	0.002

**MCL = Maximum Contaminant Level*

**CCR = Coal Combustion Residuals*

**GWPS = Groundwater Protection Standard*

Confidence Interval Summary Table - All Results (No Significant)

Plant Daniel Client: Southern Company Data: Plant Daniel Gypsum CCR Printed 11/18/2024, 4:32 PM

Constituent	Well	Upper Lim.	Lower Lim.	Compliance	Sig.	N	Mean	Std. Dev.	%NDs	ND Adj.	Transform	Alpha	Method
Antimony (mg/L)	MW-4	0.002	0.000671	0.006	No	18	0.001926	0.0003132	94.44	None	No	0.01	NP (NDs)
Arsenic (mg/L)	MW-3	0.0016	0.000366	0.01	No	19	0.001227	0.0006731	73.68	None	No	0.01	NP (NDs)
Arsenic (mg/L)	MW-5	0.001	0.000332	0.01	No	19	0.0009648	0.0001532	94.74	None	No	0.01	NP (NDs)
Barium (mg/L)	MW-3	0.135	0.096	2	No	29	0.1156	0.02854	0	None	No	0.01	NP (normality)
Barium (mg/L)	MW-4	0.05733	0.04947	2	No	29	0.0534	0.008579	0	None	No	0.01	Param.
Barium (mg/L)	MW-5	0.067	0.05756	2	No	19	0.06228	0.008056	0	None	No	0.01	Param.
Barium (mg/L)	MW-6	0.07344	0.05423	2	No	19	0.06447	0.01767	0	None	sqrt(x)	0.01	Param.
Barium (mg/L)	MW-7	0.1932	0.132	2	No	19	0.1626	0.05222	0	None	No	0.01	Param.
Barium (mg/L)	MW-8	0.1106	0.08581	2	No	19	0.0982	0.02116	0	None	No	0.01	Param.
Barium (mg/L)	MW-9	0.04512	0.03608	2	No	19	0.0406	0.007722	0	None	No	0.01	Param.
Beryllium (mg/L)	MW-3	0.00044	0.000335	0.004	No	19	0.0003805	0.0001006	42.11	None	No	0.01	NP (normality)
Beryllium (mg/L)	MW-4	0.001	0.000186	0.004	No	19	0.0009572	0.0001867	94.74	None	No	0.01	NP (NDs)
Beryllium (mg/L)	MW-5	0.001	0.00024	0.004	No	19	0.0009174	0.0002475	89.47	None	No	0.01	NP (NDs)
Beryllium (mg/L)	MW-6	0.001	0.000303	0.004	No	19	0.0009633	0.0001599	94.74	None	No	0.01	NP (NDs)
Beryllium (mg/L)	MW-7	0.0004146	0.0003276	0.004	No	19	0.0003711	0.00007422	0	None	No	0.01	Param.
Beryllium (mg/L)	MW-8	0.001	0.00036	0.004	No	19	0.000787	0.0003238	68.42	None	No	0.01	NP (NDs)
Cadmium (mg/L)	MW-5	0.0022	0.000295	0.005	No	18	0.0008916	0.0004682	72.22	None	No	0.01	NP (NDs)
Chromium (mg/L)	MW-3	0.0021	0.002	0.1	No	28	0.002107	0.0004447	89.29	None	No	0.01	NP (NDs)
Chromium (mg/L)	MW-4	0.002	0.002	0.1	No	28	0.00206	0.0004072	92.86	None	No	0.01	NP (NDs)
Chromium (mg/L)	MW-5	0.002	0.00151	0.1	No	18	0.001973	0.0001155	94.44	None	No	0.01	NP (NDs)
Chromium (mg/L)	MW-6	0.00433	0.002	0.1	No	18	0.002129	0.0005492	94.44	None	No	0.01	NP (NDs)
Chromium (mg/L)	MW-7	0.002	0.00167	0.1	No	18	0.001982	0.00007778	94.44	None	No	0.01	NP (NDs)
Chromium (mg/L)	MW-8	0.002	0.00173	0.1	No	18	0.001985	0.00006364	94.44	None	No	0.01	NP (NDs)
Chromium (mg/L)	MW-9	0.00237	0.002	0.1	No	18	0.002043	0.0001246	88.89	None	No	0.01	NP (NDs)
Cobalt (mg/L)	MW-3	0.00327	0.0016	0.006	No	19	0.002296	0.0007568	0	None	No	0.01	NP (normality)
Cobalt (mg/L)	MW-4	0.001596	0.001277	0.006	No	19	0.001436	0.0002725	0	None	No	0.01	Param.
Cobalt (mg/L)	MW-5	0.00311	0.000951	0.006	No	19	0.001688	0.001215	0	None	No	0.01	NP (normality)
Cobalt (mg/L)	MW-6	0.00262	0.001982	0.006	No	19	0.002301	0.000544	0	None	No	0.01	Param.
Cobalt (mg/L)	MW-7	0.0025	0.00146	0.006	No	19	0.002215	0.0006028	0	None	No	0.01	NP (normality)
Cobalt (mg/L)	MW-8	0.0015	0.001066	0.006	No	19	0.001283	0.000371	0	None	No	0.01	Param.
Cobalt (mg/L)	MW-9	0.001155	0.0009417	0.006	No	19	0.001049	0.0001825	0	None	No	0.01	Param.
Combined Radium 226 + 228 (pCi/L)	MW-3	3.46	2.246	5	No	19	2.853	1.037	0	None	No	0.01	Param.
Combined Radium 226 + 228 (pCi/L)	MW-4	1.269	0.879	5	No	19	1.074	0.3327	0	None	No	0.01	Param.
Combined Radium 226 + 228 (pCi/L)	MW-5	1.587	1.138	5	No	19	1.363	0.3833	0	None	No	0.01	Param.
Combined Radium 226 + 228 (pCi/L)	MW-6	1.261	0.8966	5	No	19	1.079	0.3113	0	None	No	0.01	Param.
Combined Radium 226 + 228 (pCi/L)	MW-7	4.032	2.234	5	No	19	3.133	1.536	0	None	No	0.01	Param.
Combined Radium 226 + 228 (pCi/L)	MW-8	2.132	1.629	5	No	19	1.881	0.4292	0	None	No	0.01	Param.
Combined Radium 226 + 228 (pCi/L)	MW-9	1.014	0.6715	5	No	19	0.8428	0.2926	0	None	No	0.01	Param.
Fluoride (mg/L)	MW-3	0.0988	0.04	4	No	25	0.08136	0.05674	8	None	No	0.01	NP (normality)
Fluoride (mg/L)	MW-4	0.1	0.0792	4	No	24	0.09913	0.004246	95.83	None	No	0.01	NP (NDs)
Fluoride (mg/L)	MW-5	0.1	0.0942	4	No	24	0.09398	0.01954	87.5	None	No	0.01	NP (NDs)
Fluoride (mg/L)	MW-6	0.1	0.084	4	No	24	0.08825	0.02554	79.17	None	No	0.01	NP (NDs)
Fluoride (mg/L)	MW-7	0.1	0.0398	4	No	24	0.07277	0.03109	54.17	None	No	0.01	NP (NDs)
Fluoride (mg/L)	MW-8	0.1	0.0458	4	No	24	0.08935	0.0246	83.33	None	No	0.01	NP (NDs)
Fluoride (mg/L)	MW-9	0.1	0.0421	4	No	24	0.09167	0.02263	87.5	None	No	0.01	NP (NDs)
Lead (mg/L)	MW-3	0.00085	0.0005053	0.015	No	19	0.0006973	0.0003141	5.263	None	sqrt(x)	0.01	Param.
Lead (mg/L)	MW-4	0.001	0.000245	0.015	No	19	0.0008327	0.0003331	78.95	None	No	0.01	NP (NDs)
Lead (mg/L)	MW-5	0.001	0.000592	0.015	No	19	0.0008934	0.0002647	84.21	None	No	0.01	NP (NDs)
Lead (mg/L)	MW-7	0.001	0.000215	0.015	No	19	0.0006797	0.0003911	57.89	None	No	0.01	NP (NDs)
Lead (mg/L)	MW-8	0.001	0.000147	0.015	No	19	0.0009092	0.000272	89.47	None	No	0.01	NP (NDs)
Lead (mg/L)	MW-9	0.001	0.00025	0.015	No	19	0.0008313	0.0003361	78.95	None	No	0.01	NP (NDs)
Lithium (mg/L)	MW-3	0.005	0.00208	0.04	No	18	0.004291	0.001371	77.78	None	No	0.01	NP (NDs)
Lithium (mg/L)	MW-4	0.005	0.00225	0.04	No	18	0.00452	0.001105	83.33	None	No	0.01	NP (NDs)
Lithium (mg/L)	MW-5	0.005	0.00142	0.04	No	18	0.0046	0.001164	88.89	None	No	0.01	NP (NDs)
Lithium (mg/L)	MW-6	0.005	0.00191	0.04	No	18	0.004628	0.001087	88.89	None	No	0.01	NP (NDs)
Lithium (mg/L)	MW-7	0.005	0.00271	0.04	No	18	0.004339	0.001288	77.78	None	No	0.01	NP (NDs)
Lithium (mg/L)	MW-8	0.005	0.00105	0.04	No	18	0.004556	0.001292	88.89	None	No	0.01	NP (NDs)
Lithium (mg/L)	MW-9	0.005	0.00209	0.04	No	18	0.004403	0.001389	83.33	None	No	0.01	NP (NDs)
Mercury (mg/L)	MW-3	0.0002	0.00012	0.002	No	28	0.000189	0.00003266	89.29	None	No	0.01	NP (NDs)
Mercury (mg/L)	MW-4	0.0002	0.00012	0.002	No	28	0.0001938	0.00002618	89.29	None	No	0.01	NP (NDs)
Mercury (mg/L)	MW-6	0.000774	0.000163	0.002	No	18	0.0004187	0.0005898	72.22	None	No	0.01	NP (NDs)
Molybdenum (mg/L)	MW-8	0.005	0.00192	0.1	No	18	0.004829	0.000726	94.44	None	No	0.01	NP (NDs)
Selenium (mg/L)	MW-3	0.0056	0.005	0.05	No	28	0.005064	0.0002498	92.86	None	No	0.01	NP (NDs)
Selenium (mg/L)	MW-4	0.005	0.0044	0.05	No	28	0.004979	0.0001134	96.43	None	No	0.01	NP (NDs)
Selenium (mg/L)	MW-5	0.005	0.0003	0.05	No	18	0.004739	0.001108	94.44	None	No	0.01	NP (NDs)
Selenium (mg/L)	MW-9	0.005	0.0004	0.05	No	18	0.004484	0.001502	88.89	None	No	0.01	NP (NDs)
Thallium (mg/L)	MW-3	0.001	0.000269	0.002	No	18	0.0009594	0.0001723	94.44	None	No	0.01	NP (NDs)
Thallium (mg/L)	MW-5	0.001	0.000231	0.002	No	18	0.0009573	0.0001813	94.44	None	No	0.01	NP (NDs)

Time Series

Sanitas™ v.10.0.23 Sanitas software utilized by Groundwater Stats Consulting. UG
Hollow symbols indicate censored values.

Time Series

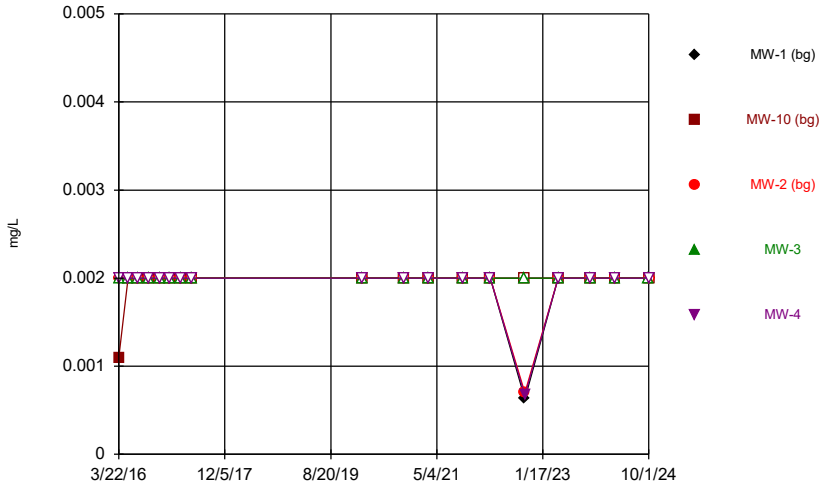

Constituent: Antimony Analysis Run 11/18/2024 4:07 PM
Plant Daniel Client: Southern Company Data: Plant Daniel Gypsum CCR

Sanitas™ v.10.0.23 Sanitas software utilized by Groundwater Stats Consulting. UG
Hollow symbols indicate censored values.

Time Series

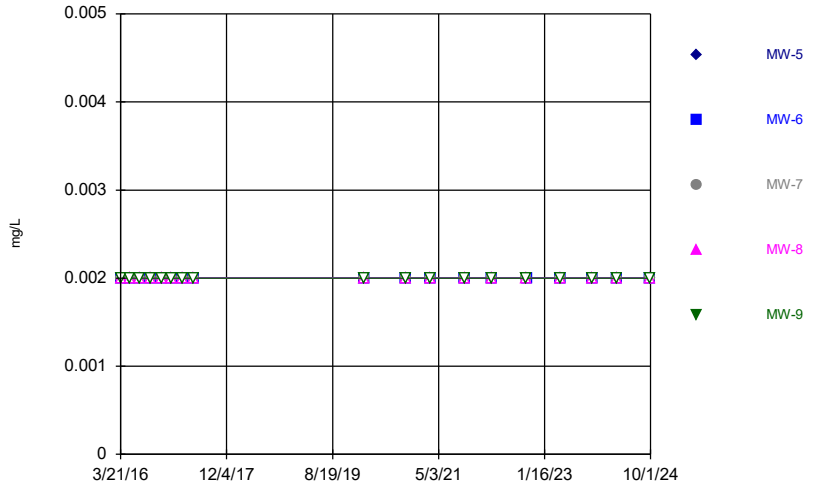

Constituent: Antimony Analysis Run 11/18/2024 4:07 PM
Plant Daniel Client: Southern Company Data: Plant Daniel Gypsum CCR

Sanitas™ v.10.0.23 Sanitas software utilized by Groundwater Stats Consulting. UG
Hollow symbols indicate censored values.

Time Series

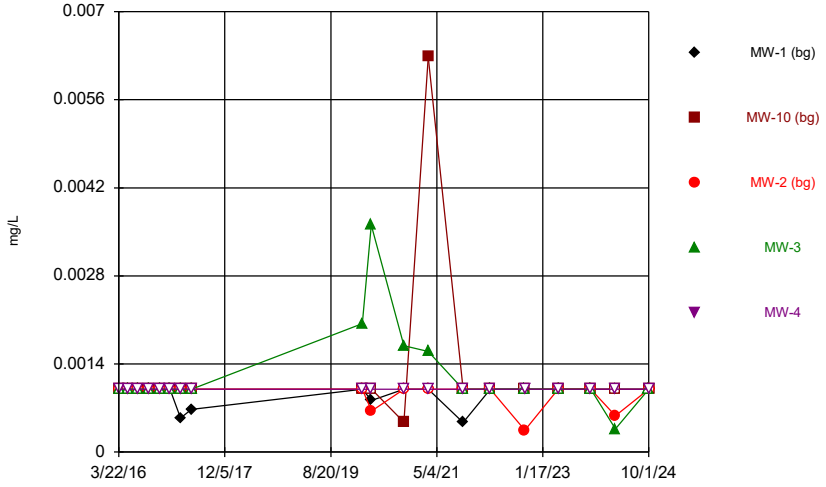

Constituent: Arsenic Analysis Run 11/18/2024 4:07 PM
Plant Daniel Client: Southern Company Data: Plant Daniel Gypsum CCR

Sanitas™ v.10.0.23 Sanitas software utilized by Groundwater Stats Consulting. UG
Hollow symbols indicate censored values.

Time Series

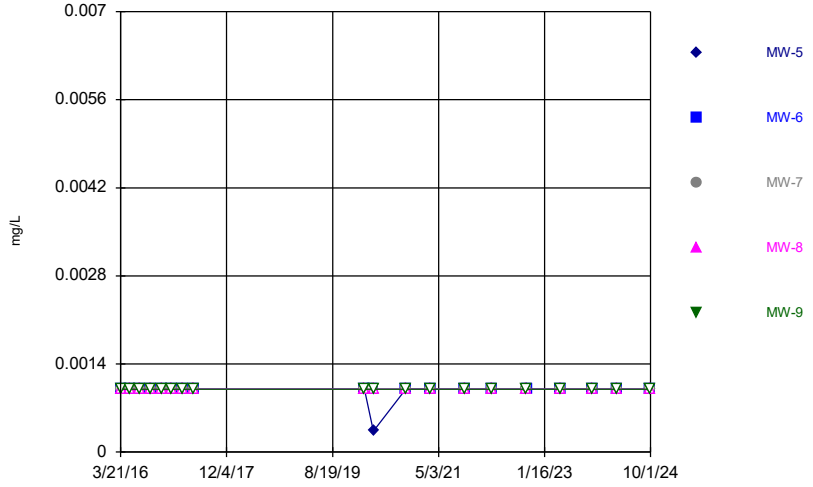

Constituent: Arsenic Analysis Run 11/18/2024 4:07 PM
Plant Daniel Client: Southern Company Data: Plant Daniel Gypsum CCR

Sanitas™ v.10.0.23 Sanitas software utilized by Groundwater Stats Consulting. UG

Time Series

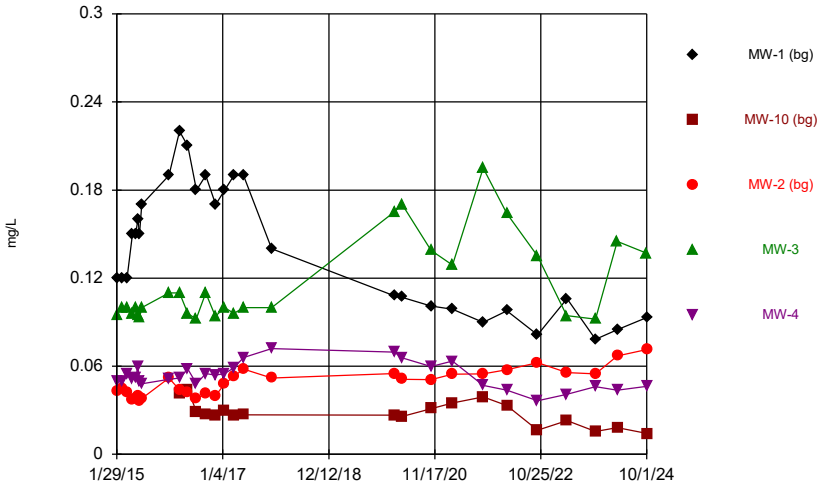

Constituent: Barium Analysis Run 11/18/2024 4:07 PM

Plant Daniel Client: Southern Company Data: Plant Daniel Gypsum CCR

Sanitas™ v.10.0.23 Sanitas software utilized by Groundwater Stats Consulting. UG

Time Series

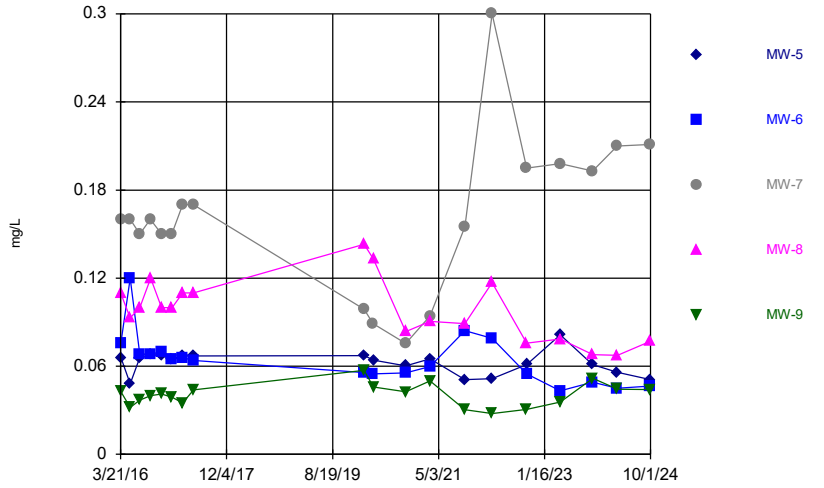

Constituent: Barium Analysis Run 11/18/2024 4:07 PM

Plant Daniel Client: Southern Company Data: Plant Daniel Gypsum CCR

Sanitas™ v.10.0.23 Sanitas software utilized by Groundwater Stats Consulting. UG

Hollow symbols indicate censored values.

Time Series

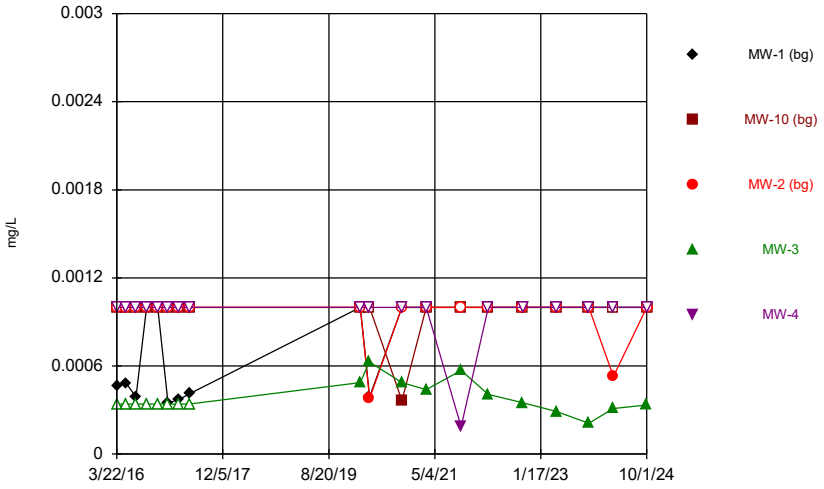

Constituent: Beryllium Analysis Run 11/18/2024 4:07 PM

Plant Daniel Client: Southern Company Data: Plant Daniel Gypsum CCR

Sanitas™ v.10.0.23 Sanitas software utilized by Groundwater Stats Consulting. UG

Hollow symbols indicate censored values.

Time Series

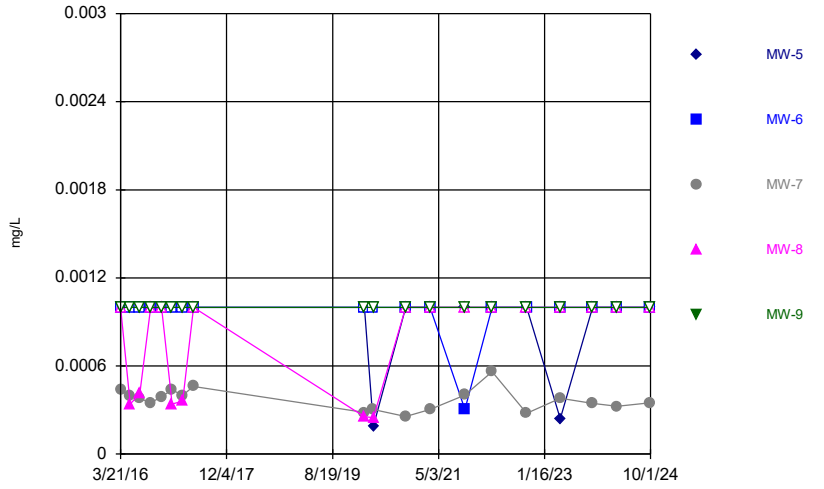

Constituent: Beryllium Analysis Run 11/18/2024 4:07 PM

Plant Daniel Client: Southern Company Data: Plant Daniel Gypsum CCR

Sanitas™ v.10.0.23 Sanitas software utilized by Groundwater Stats Consulting. UG
Hollow symbols indicate censored values.

Time Series

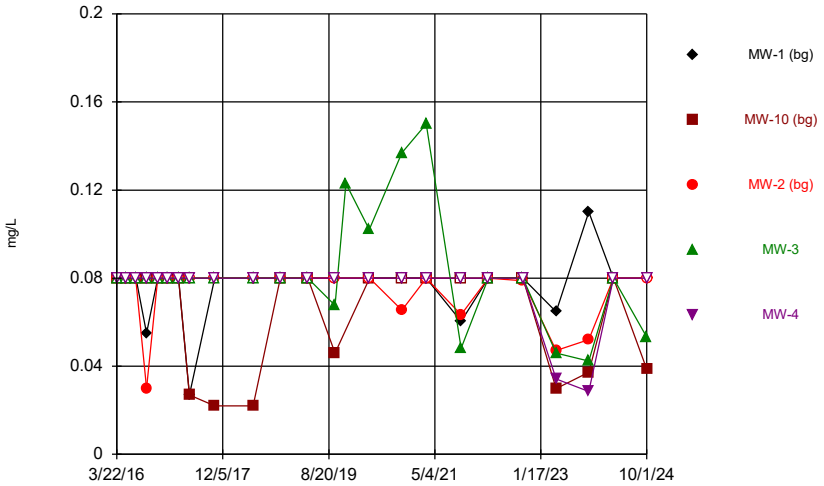

Constituent: Boron Analysis Run 11/18/2024 4:07 PM
Plant Daniel Client: Southern Company Data: Plant Daniel Gypsum CCR

Sanitas™ v.10.0.23 Sanitas software utilized by Groundwater Stats Consulting. UG
Hollow symbols indicate censored values.

Time Series

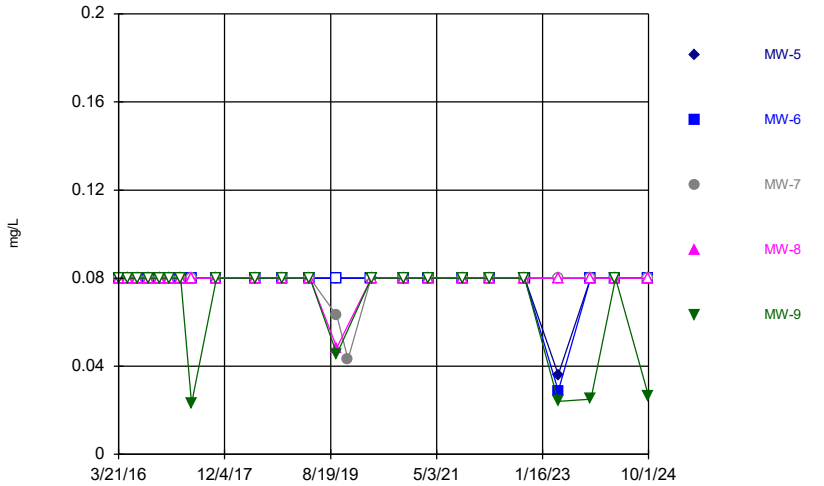

Constituent: Boron Analysis Run 11/18/2024 4:07 PM
Plant Daniel Client: Southern Company Data: Plant Daniel Gypsum CCR

Sanitas™ v.10.0.23 Sanitas software utilized by Groundwater Stats Consulting. UG
Hollow symbols indicate censored values.

Time Series

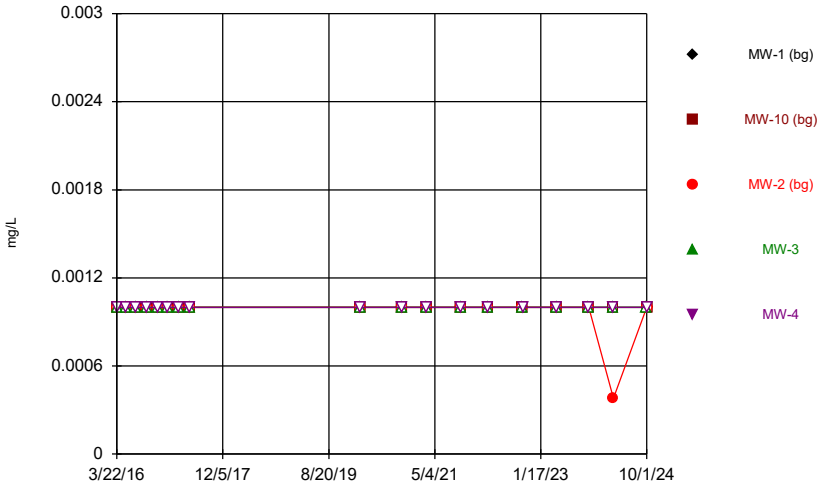

Constituent: Cadmium Analysis Run 11/18/2024 4:07 PM
Plant Daniel Client: Southern Company Data: Plant Daniel Gypsum CCR

Sanitas™ v.10.0.23 Sanitas software utilized by Groundwater Stats Consulting. UG
Hollow symbols indicate censored values.

Time Series

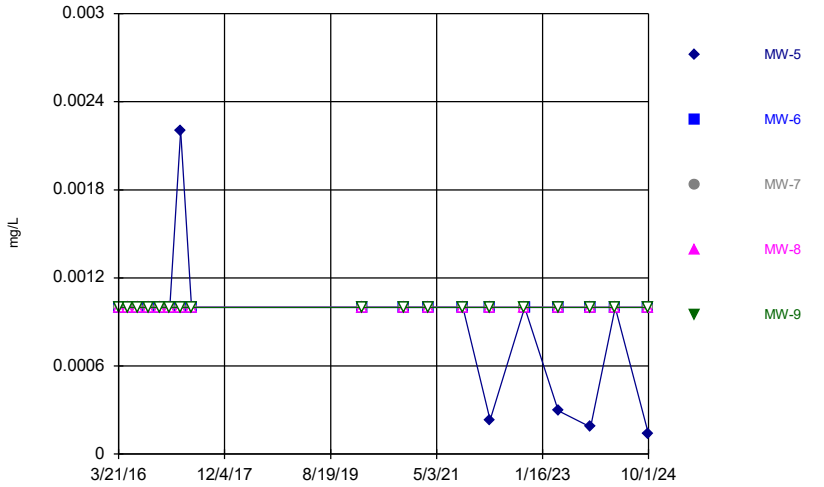

Constituent: Cadmium Analysis Run 11/18/2024 4:07 PM
Plant Daniel Client: Southern Company Data: Plant Daniel Gypsum CCR

Sanitas™ v.10.0.23 Sanitas software utilized by Groundwater Stats Consulting. UG

Time Series

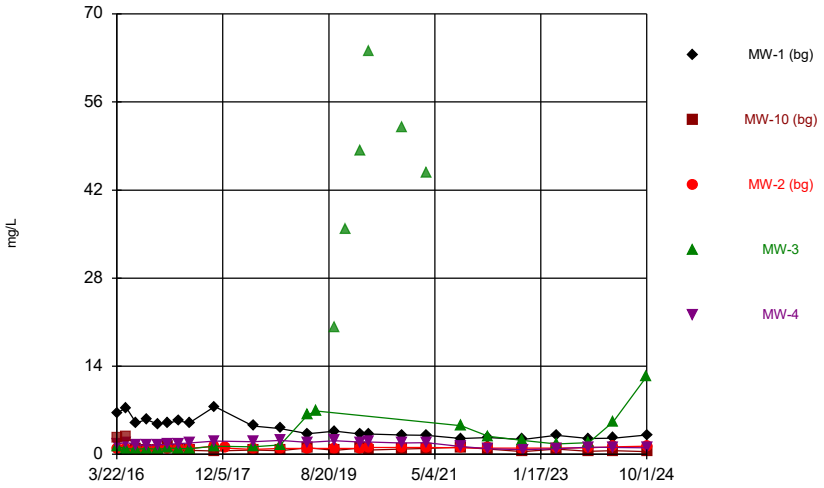

Constituent: Calcium Analysis Run 11/18/2024 4:07 PM

Plant Daniel Client: Southern Company Data: Plant Daniel Gypsum CCR

Sanitas™ v.10.0.23 Sanitas software utilized by Groundwater Stats Consulting. UG

Time Series

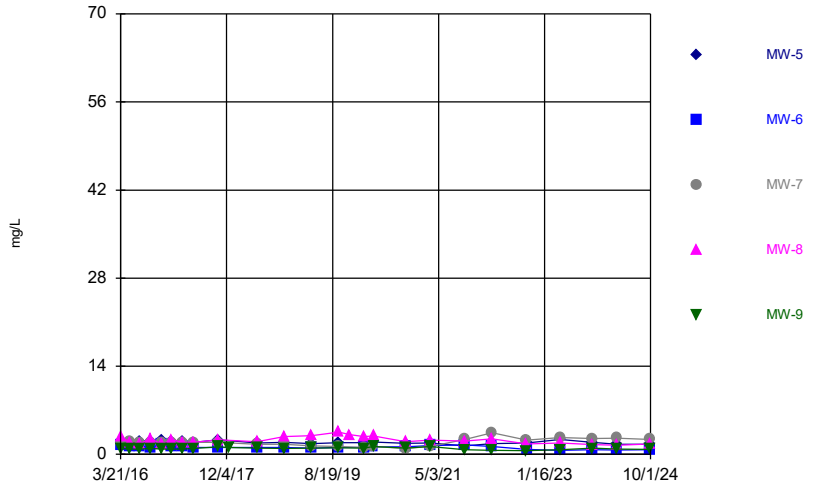

Constituent: Calcium Analysis Run 11/18/2024 4:07 PM

Plant Daniel Client: Southern Company Data: Plant Daniel Gypsum CCR

Sanitas™ v.10.0.23 Sanitas software utilized by Groundwater Stats Consulting. UG

Hollow symbols indicate censored values.

Time Series

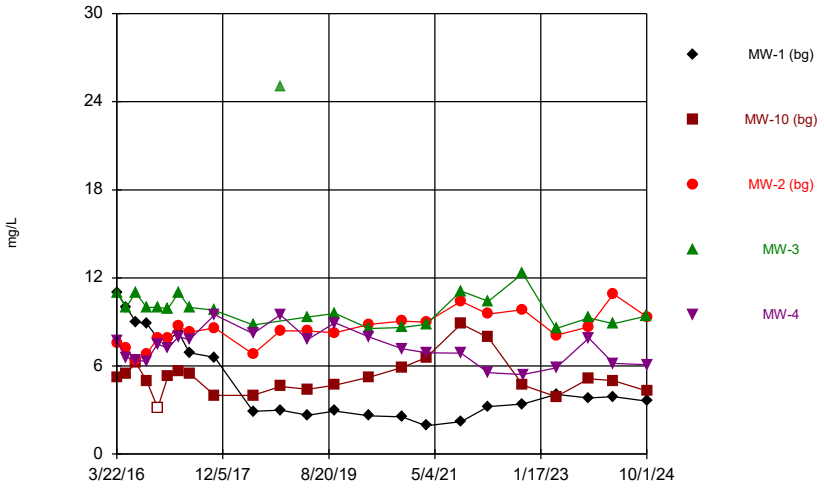

Constituent: Chloride Analysis Run 11/18/2024 4:07 PM

Plant Daniel Client: Southern Company Data: Plant Daniel Gypsum CCR

Sanitas™ v.10.0.23 Sanitas software utilized by Groundwater Stats Consulting. UG

Hollow symbols indicate censored values.

Time Series

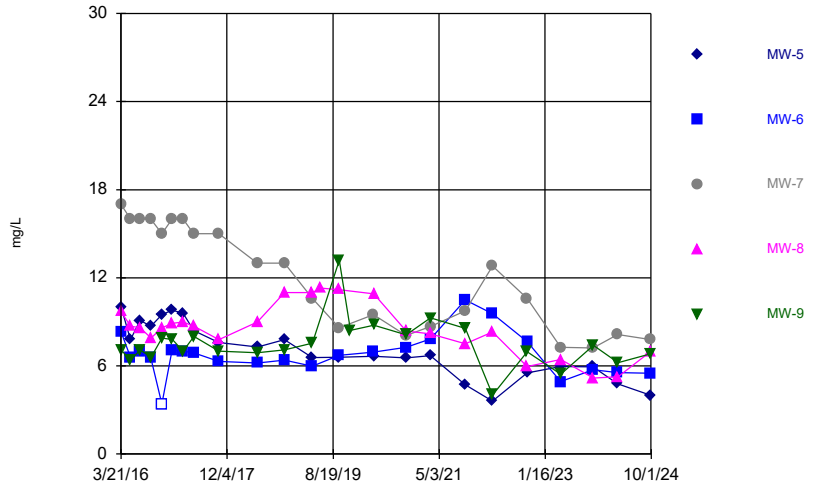

Constituent: Chloride Analysis Run 11/18/2024 4:07 PM

Plant Daniel Client: Southern Company Data: Plant Daniel Gypsum CCR

Sanitas™ v.10.0.23 Sanitas software utilized by Groundwater Stats Consulting. UG
Hollow symbols indicate censored values.

Time Series

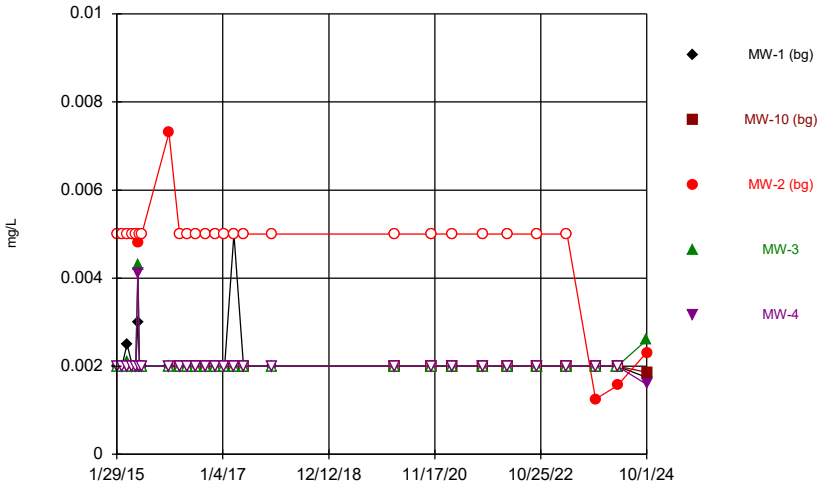

Constituent: Chromium Analysis Run 11/18/2024 4:07 PM
Plant Daniel Client: Southern Company Data: Plant Daniel Gypsum CCR

Sanitas™ v.10.0.23 Sanitas software utilized by Groundwater Stats Consulting. UG
Hollow symbols indicate censored values.

Time Series

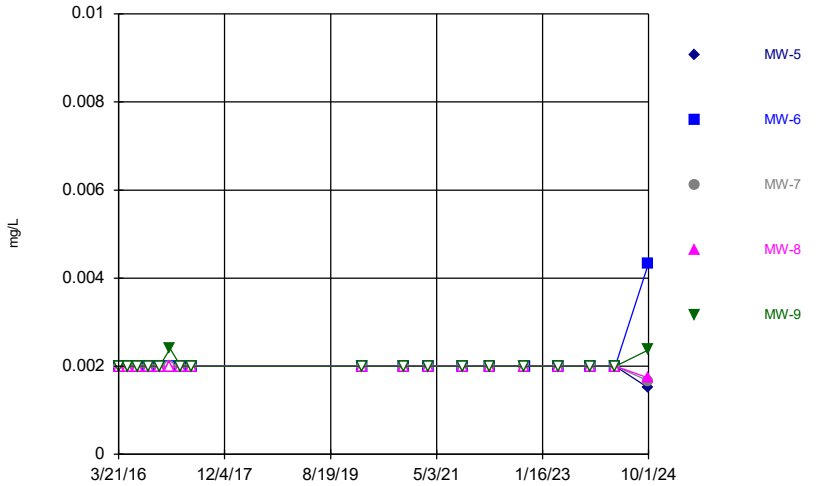

Constituent: Chromium Analysis Run 11/18/2024 4:07 PM
Plant Daniel Client: Southern Company Data: Plant Daniel Gypsum CCR

Sanitas™ v.10.0.23 Sanitas software utilized by Groundwater Stats Consulting. UG

Time Series

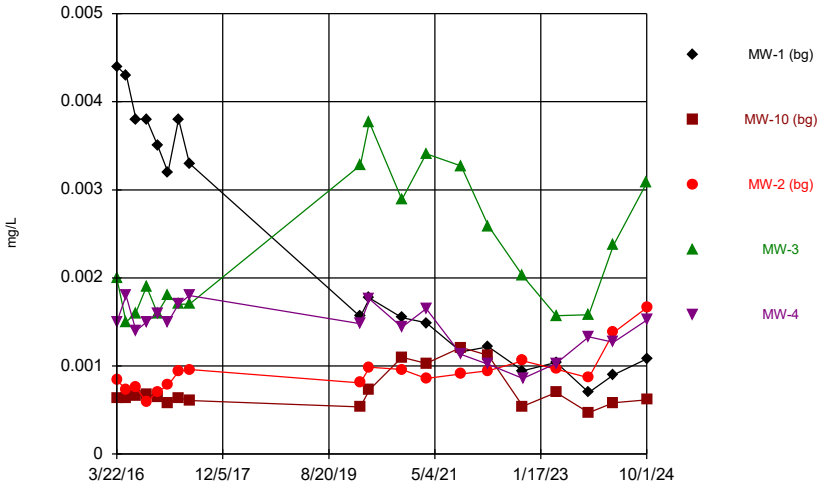

Constituent: Cobalt Analysis Run 11/18/2024 4:08 PM
Plant Daniel Client: Southern Company Data: Plant Daniel Gypsum CCR

Sanitas™ v.10.0.23 Sanitas software utilized by Groundwater Stats Consulting. UG

Time Series

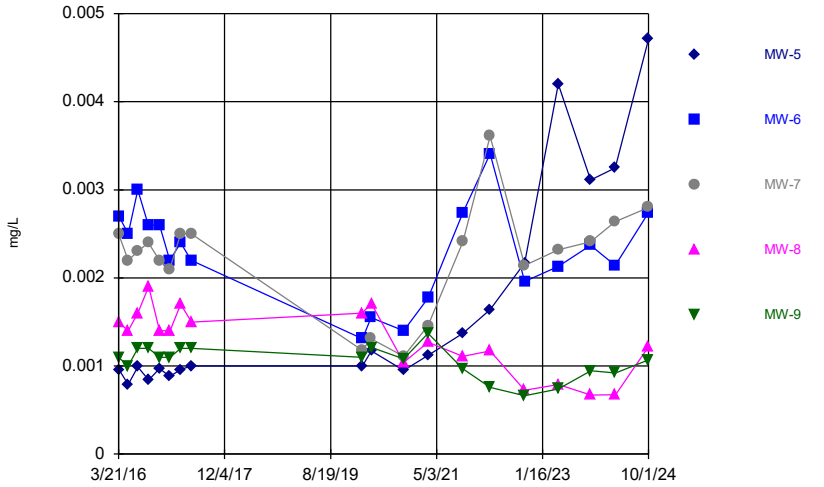

Constituent: Cobalt Analysis Run 11/18/2024 4:08 PM
Plant Daniel Client: Southern Company Data: Plant Daniel Gypsum CCR

Sanitas™ v.10.0.23 Sanitas software utilized by Groundwater Stats Consulting. UG

Time Series

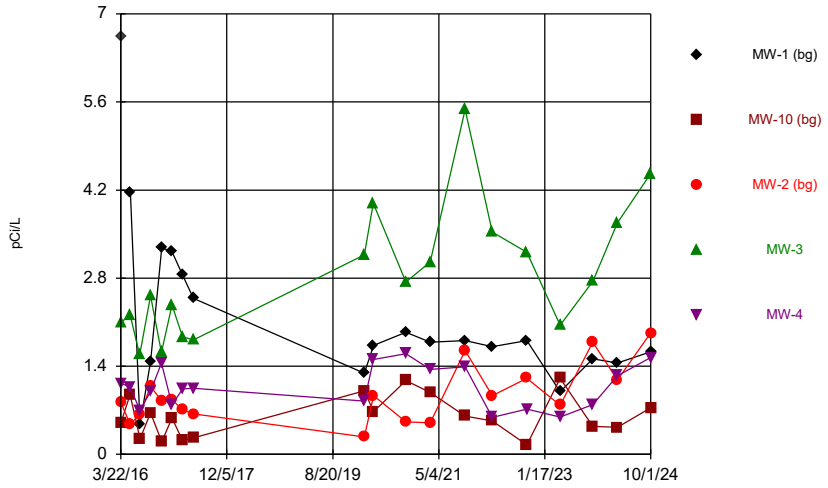

Constituent: Combined Radium 226 + 228 Analysis Run 11/18/2024 4:08 PM

Plant Daniel Client: Southern Company Data: Plant Daniel Gypsum CCR

Sanitas™ v.10.0.23 Sanitas software utilized by Groundwater Stats Consulting. UG

Time Series

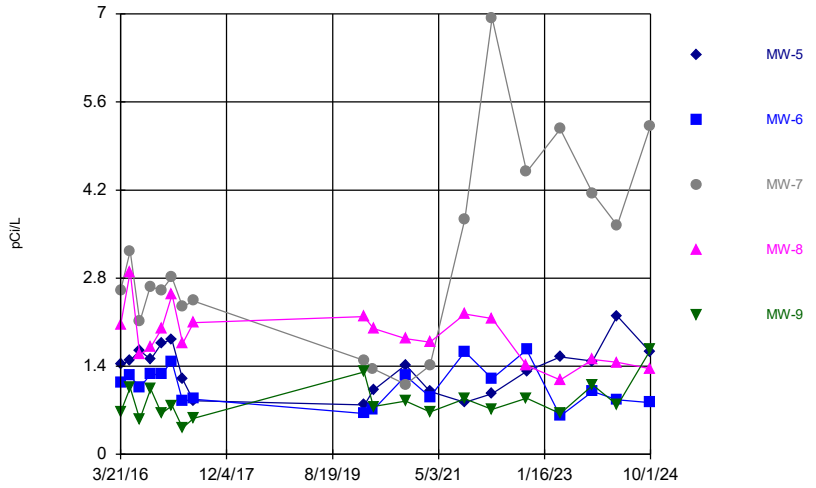

Constituent: Combined Radium 226 + 228 Analysis Run 11/18/2024 4:08 PM

Plant Daniel Client: Southern Company Data: Plant Daniel Gypsum CCR

Sanitas™ v.10.0.23 Sanitas software utilized by Groundwater Stats Consulting. UG
Hollow symbols indicate censored values.

Time Series

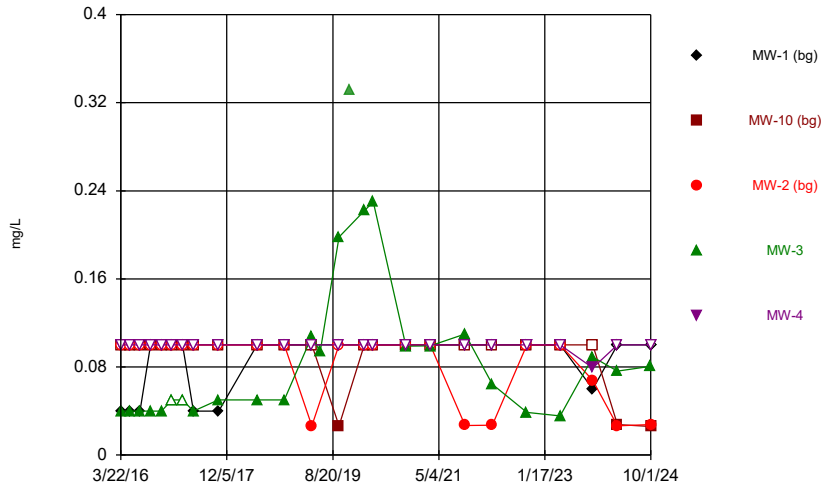

Constituent: Fluoride Analysis Run 11/18/2024 4:08 PM

Plant Daniel Client: Southern Company Data: Plant Daniel Gypsum CCR

Sanitas™ v.10.0.23 Sanitas software utilized by Groundwater Stats Consulting. UG
Hollow symbols indicate censored values.

Time Series

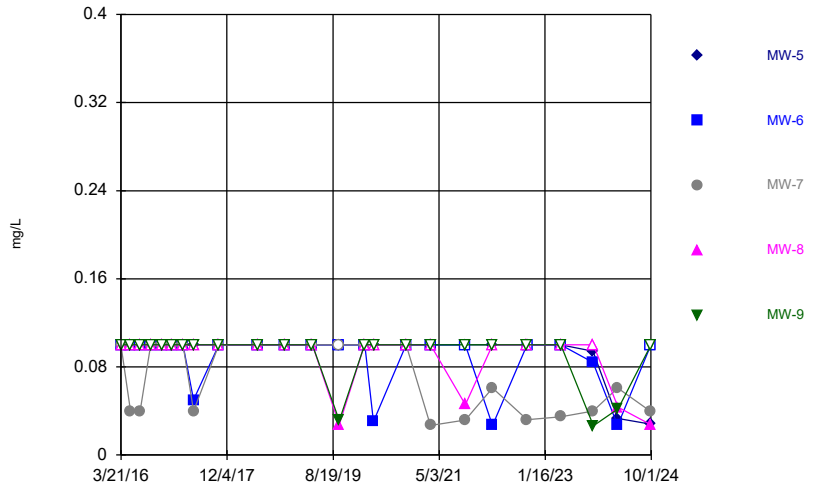

Constituent: Fluoride Analysis Run 11/18/2024 4:08 PM

Plant Daniel Client: Southern Company Data: Plant Daniel Gypsum CCR

Sanitas™ v.10.0.23 Sanitas software utilized by Groundwater Stats Consulting. UG
Hollow symbols indicate censored values.

Time Series

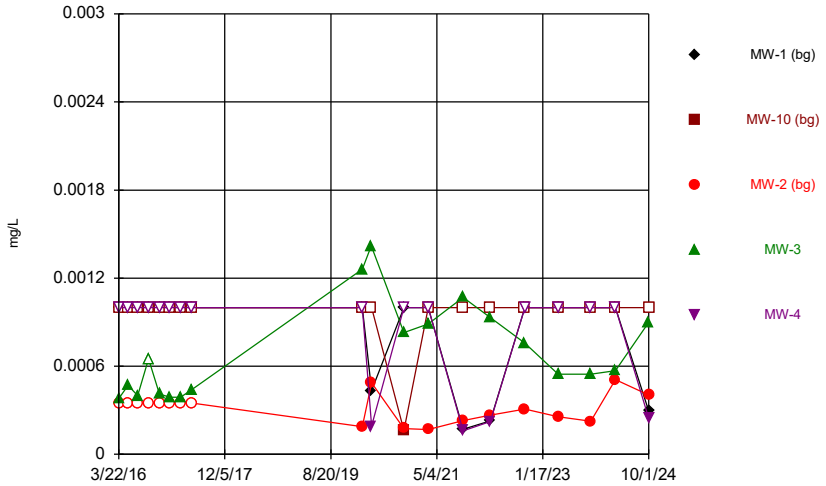

Constituent: Lead Analysis Run 11/18/2024 4:08 PM
Plant Daniel Client: Southern Company Data: Plant Daniel Gypsum CCR

Sanitas™ v.10.0.23 Sanitas software utilized by Groundwater Stats Consulting. UG
Hollow symbols indicate censored values.

Time Series

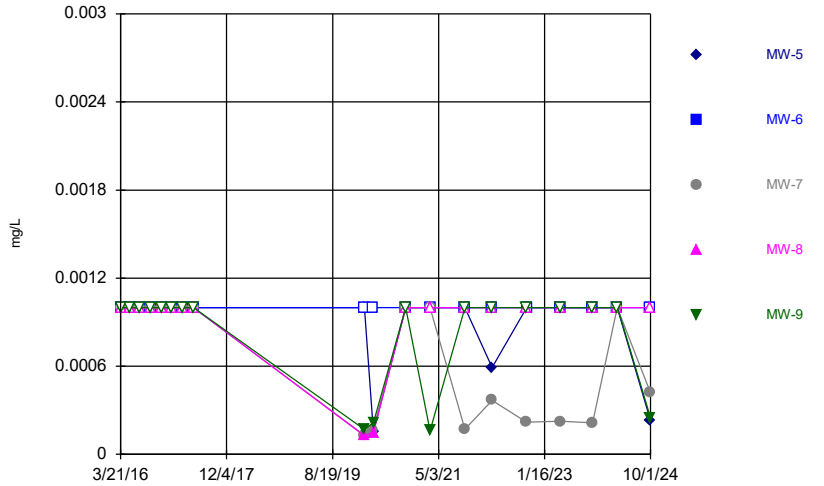

Constituent: Lead Analysis Run 11/18/2024 4:08 PM
Plant Daniel Client: Southern Company Data: Plant Daniel Gypsum CCR

Sanitas™ v.10.0.23 Sanitas software utilized by Groundwater Stats Consulting. UG
Hollow symbols indicate censored values.

Time Series

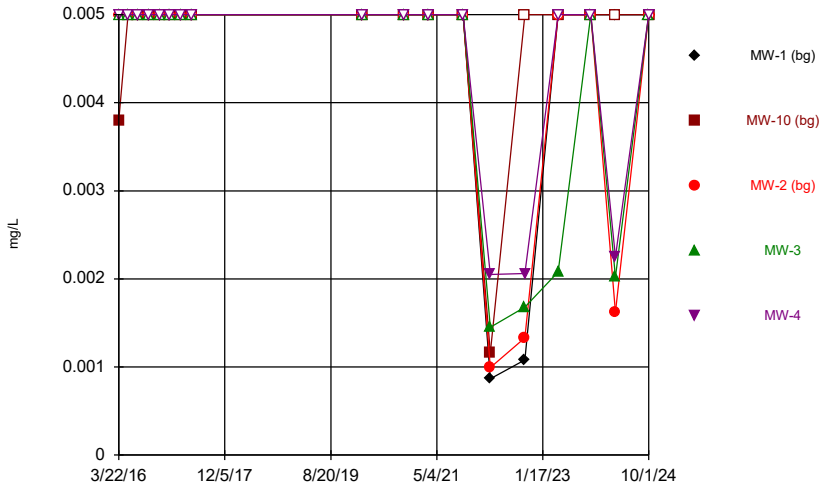

Constituent: Lithium Analysis Run 11/18/2024 4:08 PM
Plant Daniel Client: Southern Company Data: Plant Daniel Gypsum CCR

Sanitas™ v.10.0.23 Sanitas software utilized by Groundwater Stats Consulting. UG
Hollow symbols indicate censored values.

Time Series

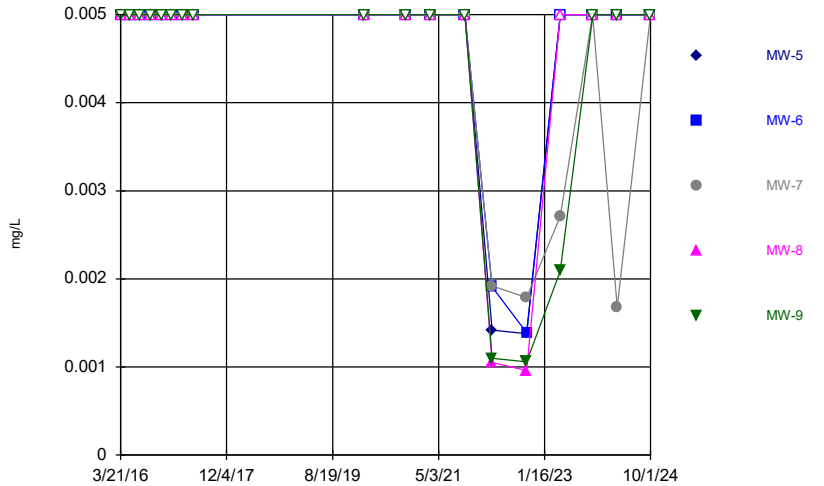

Constituent: Lithium Analysis Run 11/18/2024 4:08 PM
Plant Daniel Client: Southern Company Data: Plant Daniel Gypsum CCR

Sanitas™ v.10.0.23 Sanitas software utilized by Groundwater Stats Consulting. UG
Hollow symbols indicate censored values.

Time Series

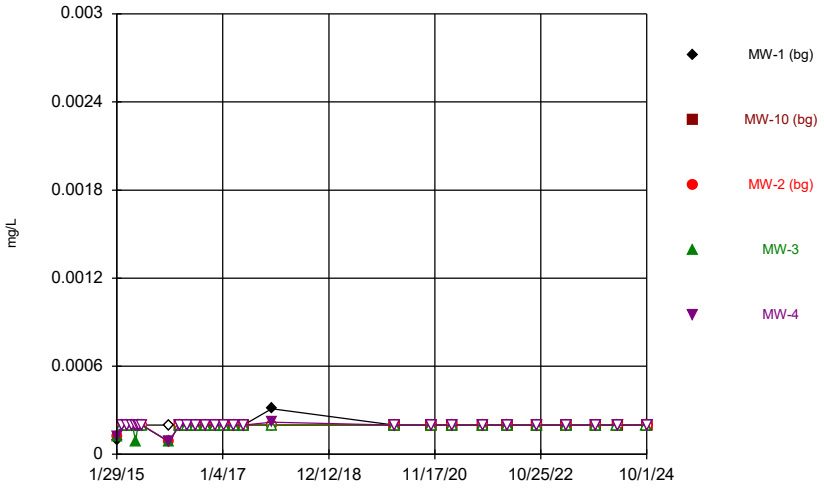

Constituent: Mercury Analysis Run 11/18/2024 4:08 PM
Plant Daniel Client: Southern Company Data: Plant Daniel Gypsum CCR

Sanitas™ v.10.0.23 Sanitas software utilized by Groundwater Stats Consulting. UG
Hollow symbols indicate censored values.

Time Series

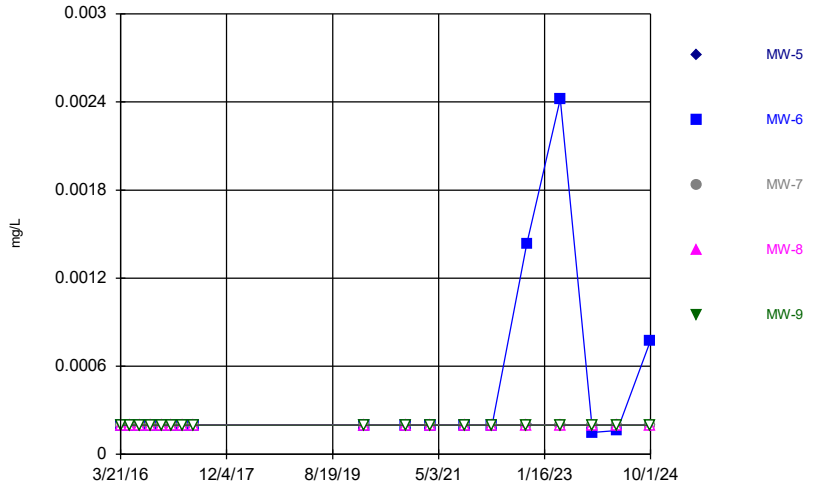

Constituent: Mercury Analysis Run 11/18/2024 4:08 PM
Plant Daniel Client: Southern Company Data: Plant Daniel Gypsum CCR

Sanitas™ v.10.0.23 Sanitas software utilized by Groundwater Stats Consulting. UG
Hollow symbols indicate censored values.

Time Series

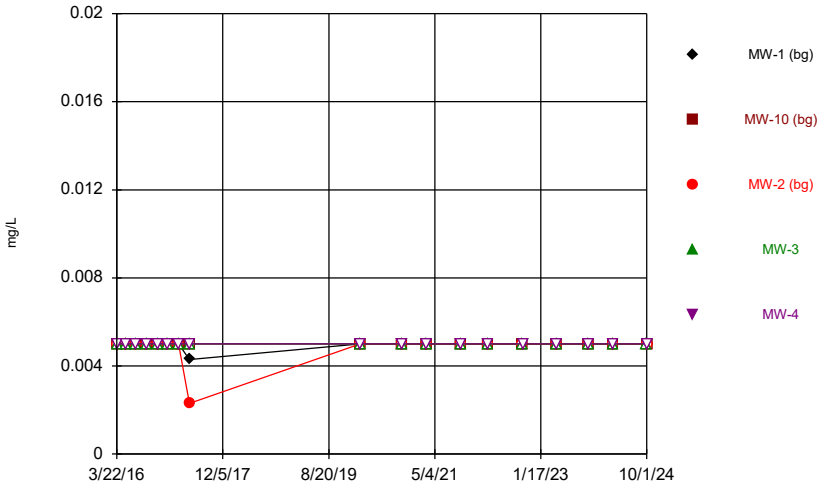

Constituent: Molybdenum Analysis Run 11/18/2024 4:08 PM
Plant Daniel Client: Southern Company Data: Plant Daniel Gypsum CCR

Sanitas™ v.10.0.23 Sanitas software utilized by Groundwater Stats Consulting. UG
Hollow symbols indicate censored values.

Time Series

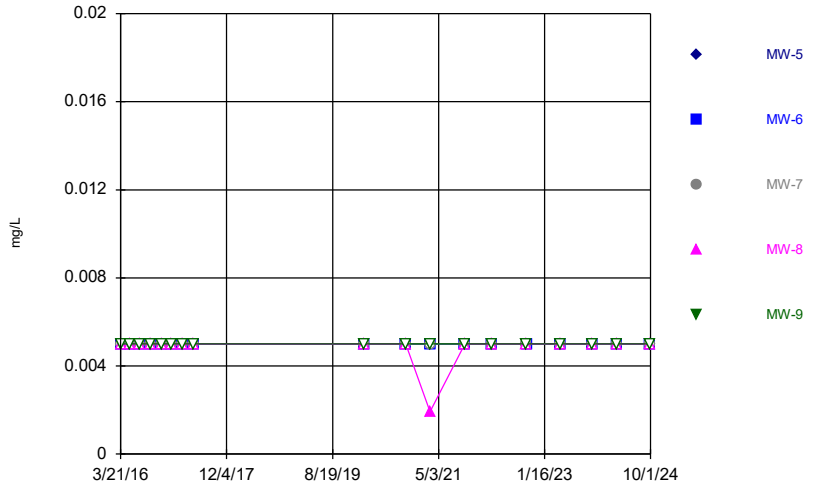

Constituent: Molybdenum Analysis Run 11/18/2024 4:08 PM
Plant Daniel Client: Southern Company Data: Plant Daniel Gypsum CCR

Sanitas™ v.10.0.23 Sanitas software utilized by Groundwater Stats Consulting. UG

Time Series

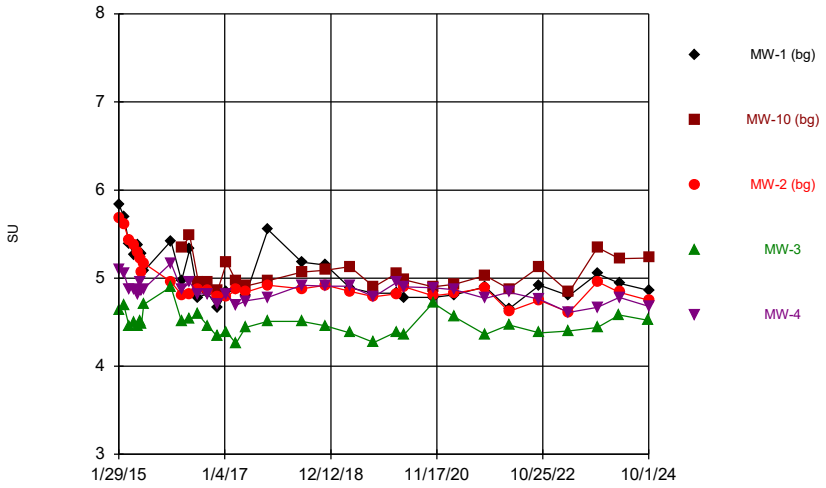

Constituent: pH Analysis Run 11/18/2024 4:08 PM

Plant Daniel Client: Southern Company Data: Plant Daniel Gypsum CCR

Sanitas™ v.10.0.23 Sanitas software utilized by Groundwater Stats Consulting. UG

Time Series

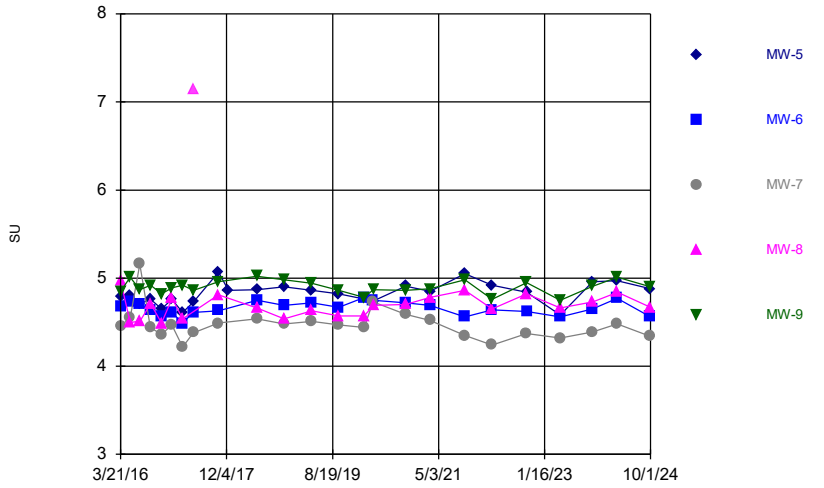

Constituent: pH Analysis Run 11/18/2024 4:08 PM

Plant Daniel Client: Southern Company Data: Plant Daniel Gypsum CCR

Sanitas™ v.10.0.23 Sanitas software utilized by Groundwater Stats Consulting. UG

Hollow symbols indicate censored values.

Time Series

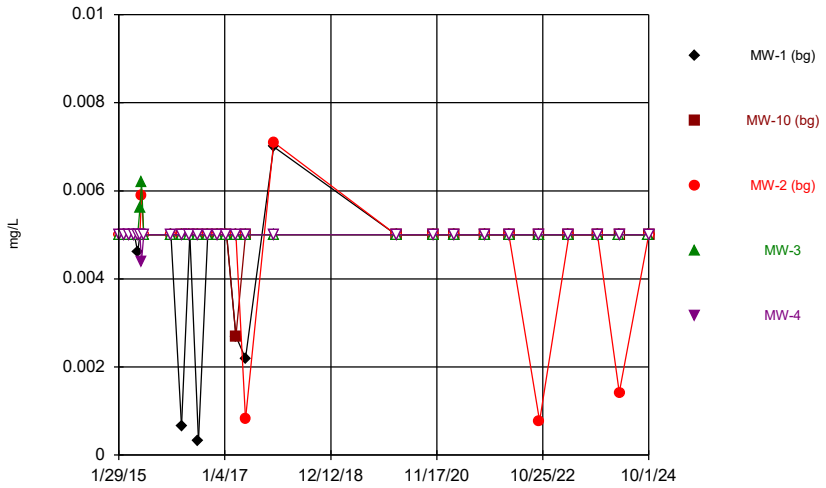

Constituent: Selenium Analysis Run 11/18/2024 4:08 PM

Plant Daniel Client: Southern Company Data: Plant Daniel Gypsum CCR

Sanitas™ v.10.0.23 Sanitas software utilized by Groundwater Stats Consulting. UG

Hollow symbols indicate censored values.

Time Series

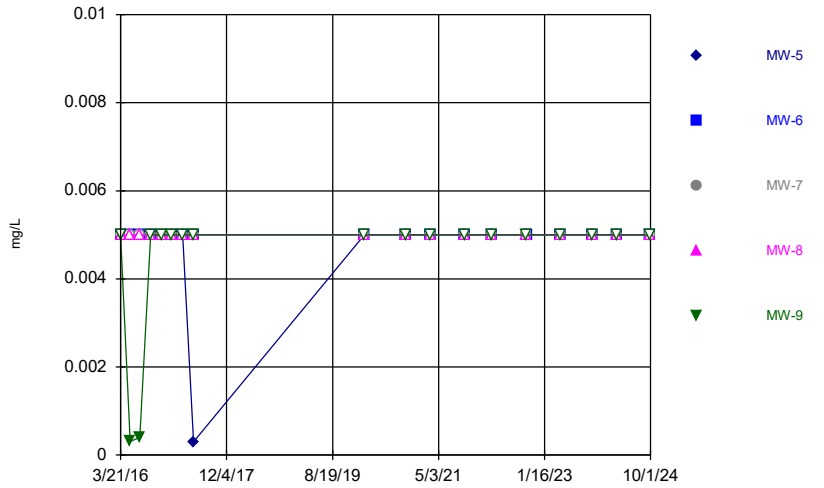

Constituent: Selenium Analysis Run 11/18/2024 4:08 PM

Plant Daniel Client: Southern Company Data: Plant Daniel Gypsum CCR

Sanitas™ v.10.0.23 Sanitas software utilized by Groundwater Stats Consulting. UG
Hollow symbols indicate censored values.

Time Series

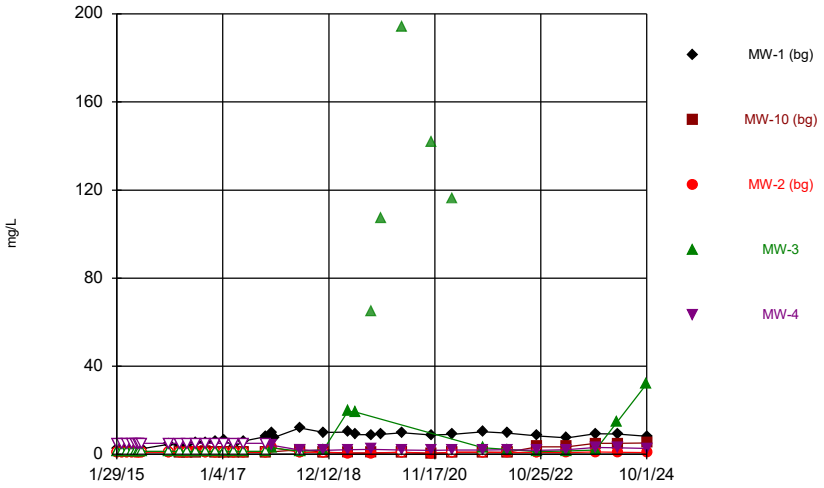

Constituent: Sulfate Analysis Run 11/18/2024 4:08 PM

Plant Daniel Client: Southern Company Data: Plant Daniel Gypsum CCR

Sanitas™ v.10.0.23 Sanitas software utilized by Groundwater Stats Consulting. UG
Hollow symbols indicate censored values.

Time Series

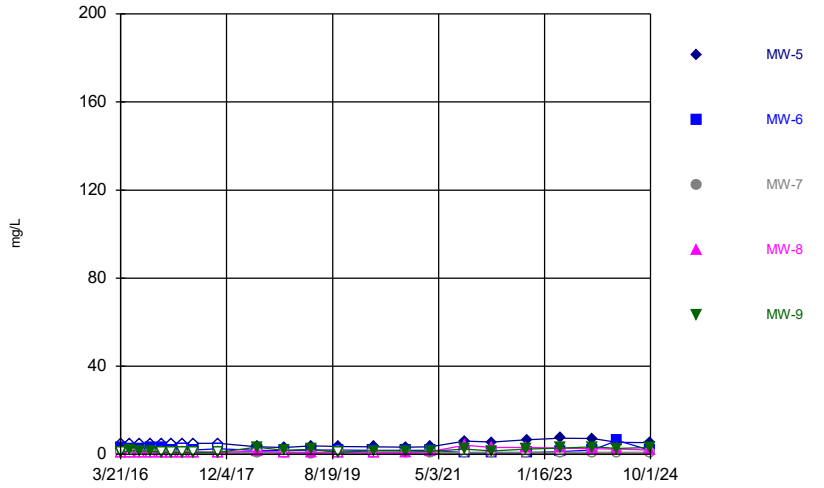

Constituent: Sulfate Analysis Run 11/18/2024 4:08 PM

Plant Daniel Client: Southern Company Data: Plant Daniel Gypsum CCR

Sanitas™ v.10.0.23 Sanitas software utilized by Groundwater Stats Consulting. UG
Hollow symbols indicate censored values.

Time Series

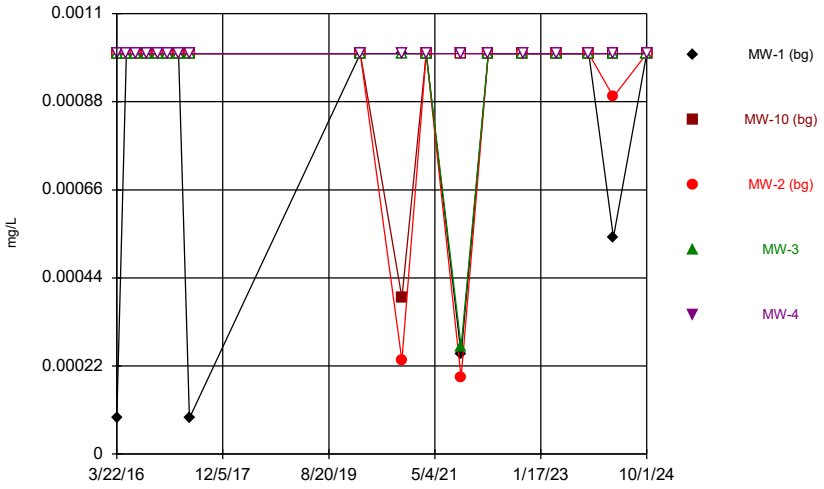

Constituent: Thallium Analysis Run 11/18/2024 4:08 PM

Plant Daniel Client: Southern Company Data: Plant Daniel Gypsum CCR

Sanitas™ v.10.0.23 Sanitas software utilized by Groundwater Stats Consulting. UG
Hollow symbols indicate censored values.

Time Series

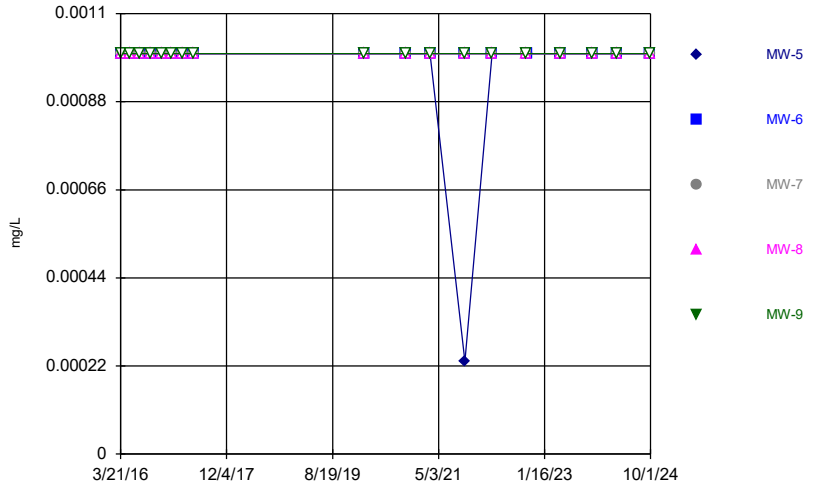

Constituent: Thallium Analysis Run 11/18/2024 4:08 PM

Plant Daniel Client: Southern Company Data: Plant Daniel Gypsum CCR

Sanitas™ v.10.0.23 Sanitas software utilized by Groundwater Stats Consulting. UG
Hollow symbols indicate censored values.

Time Series

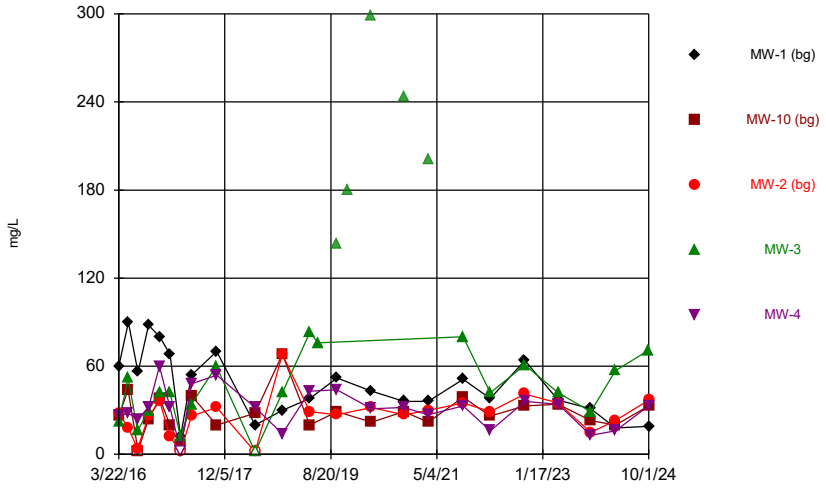

Constituent: Total Dissolved Solids Analysis Run 11/18/2024 4:08 PM
Plant Daniel Client: Southern Company Data: Plant Daniel Gypsum CCR

Sanitas™ v.10.0.23 Sanitas software utilized by Groundwater Stats Consulting. UG
Hollow symbols indicate censored values.

Time Series

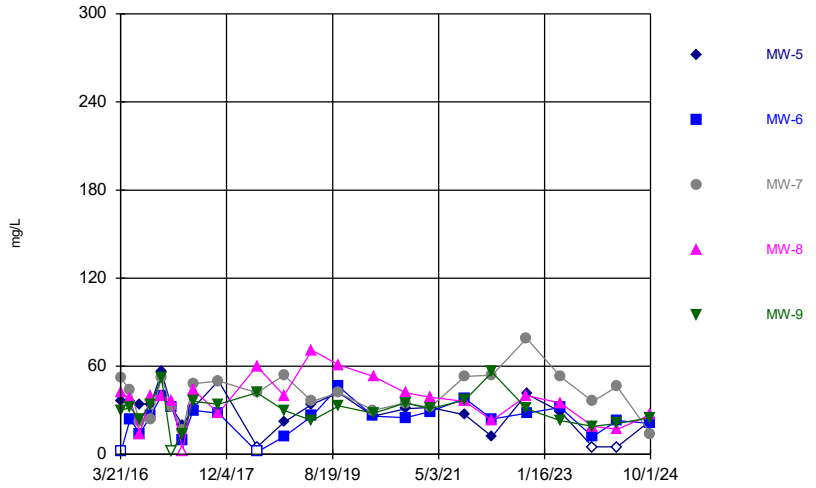

Constituent: Total Dissolved Solids Analysis Run 11/18/2024 4:08 PM
Plant Daniel Client: Southern Company Data: Plant Daniel Gypsum CCR

Time Series

Constituent: Antimony (mg/L) Analysis Run 11/18/2024 4:08 PM

Plant Daniel Client: Southern Company Data: Plant Daniel Gypsum CCR

	MW-1 (bg)	MW-10 (bg)	MW-2 (bg)	MW-3	MW-4
3/22/2016	<0.002	0.0011 (J)	<0.002	<0.002	<0.002
5/16/2016		<0.002	<0.002	<0.002	<0.002
5/17/2016	<0.002				
7/11/2016			<0.002	<0.002	
7/12/2016	<0.002	<0.002			<0.002
9/12/2016				<0.002	
9/13/2016	<0.002	<0.002	<0.002		<0.002
11/16/2016				<0.002	<0.002
11/17/2016	<0.002	<0.002	<0.002		
1/16/2017	<0.002		<0.002	<0.002	<0.002
1/17/2017		<0.002			
3/20/2017	<0.002	<0.002	<0.002	<0.002	<0.002
5/22/2017				<0.002	
5/23/2017	<0.002	<0.002	<0.002		<0.002
2/21/2020		<0.002	<0.002		
2/22/2020	<0.002			<0.002	<0.002
10/23/2020	<0.002	<0.002	<0.002	<0.002	<0.002
3/15/2021	<0.002	<0.002	<0.002	<0.002	<0.002
10/6/2021	<0.002	<0.002	<0.002	<0.002	<0.002
3/14/2022	<0.002	<0.002	<0.002	<0.002	<0.002
10/3/2022	0.00063 (J)	<0.002	0.000699 (J)	<0.002	
10/4/2022					0.000671 (J)
4/17/2023				<0.002	<0.002
4/18/2023	<0.002	<0.002	<0.002		
10/26/2023	<0.002	<0.002	<0.002	<0.002	<0.002
3/18/2024				<0.002	
3/19/2024	<0.002	<0.002	<0.002		<0.002
9/30/2024				<0.002	
10/1/2024	<0.002	<0.002	<0.002		<0.002

ND substitution: RL or RL/2 if <15% NDs.

Time Series

Constituent: Antimony (mg/L) Analysis Run 11/18/2024 4:08 PM

Plant Daniel Client: Southern Company Data: Plant Daniel Gypsum CCR

	MW-5	MW-6	MW-7	MW-8	MW-9
3/21/2016			<0.002	<0.002	<0.002
3/22/2016	<0.002	<0.002			
5/16/2016		<0.002	<0.002		<0.002
5/17/2016	<0.002			<0.002	
7/11/2016		<0.002	<0.002	<0.002	<0.002
7/12/2016	<0.002				
9/12/2016		<0.002	<0.002		
9/13/2016	<0.002			<0.002	<0.002
11/16/2016	<0.002	<0.002	<0.002		
11/17/2016				<0.002	<0.002
1/16/2017	<0.002	<0.002	<0.002		
1/17/2017				<0.002	<0.002
3/20/2017	<0.002	<0.002	<0.002	<0.002	<0.002
5/22/2017		<0.002	<0.002		
5/23/2017	<0.002			<0.002	<0.002
2/21/2020			<0.002	<0.002	<0.002
2/22/2020	<0.002	<0.002			
10/22/2020			<0.002	<0.002	<0.002
10/23/2020	<0.002	<0.002			
3/15/2021	<0.002	<0.002	<0.002	<0.002	<0.002
10/6/2021	<0.002	<0.002	<0.002	<0.002	<0.002
3/14/2022				<0.002	<0.002
3/15/2022	<0.002	<0.002	<0.002		
10/3/2022			<0.002	<0.002	<0.002
10/4/2022	<0.002	<0.002			
4/18/2023	<0.002	<0.002	<0.002	<0.002	<0.002
10/26/2023	<0.002	<0.002	<0.002		
10/27/2023				<0.002	<0.002
3/18/2024		<0.002	<0.002		
3/19/2024	<0.002				
3/20/2024				<0.002	<0.002
9/30/2024		<0.002	<0.002	<0.002	<0.002
10/1/2024	<0.002				

ND substitution: RL or RL/2 if <15% NDs.

Time Series

Constituent: Arsenic (mg/L) Analysis Run 11/18/2024 4:08 PM

Plant Daniel Client: Southern Company Data: Plant Daniel Gypsum CCR

	MW-1 (bg)	MW-10 (bg)	MW-2 (bg)	MW-3	MW-4
3/22/2016	<0.001	<0.001	<0.001	<0.001	<0.001
5/16/2016		<0.001	<0.001	<0.001	<0.001
5/17/2016	<0.001				
7/11/2016			<0.001	<0.001	
7/12/2016	<0.001	<0.001			<0.001
9/12/2016				<0.001	
9/13/2016	<0.001	<0.001	<0.001		<0.001
11/16/2016				<0.001	<0.001
11/17/2016	<0.001	<0.001	<0.001		
1/16/2017	<0.001		<0.001 (*)	<0.001 (*)	<0.001
1/17/2017		<0.001			
3/20/2017	0.00054 (J)	<0.001	<0.001	<0.001	<0.001
5/22/2017				<0.001	
5/23/2017	0.00068 (J)	<0.001	<0.001		<0.001
2/21/2020		<0.001	<0.001		
2/22/2020	<0.001			0.00204	<0.001
4/14/2020				0.00361	
4/15/2020	0.000821 (J)	<0.001	0.000655 (J)		<0.001
10/23/2020	<0.001	0.000477 (J)	<0.001	0.00169	<0.001
3/15/2021	<0.001	0.00628	<0.001	0.0016	<0.001
10/6/2021	0.000469 (J)	<0.001	<0.001	<0.001	<0.001
3/14/2022	<0.001	<0.001	<0.001	<0.001	<0.001
10/3/2022	<0.001	<0.001	0.000349 (J)	<0.001	
10/4/2022					<0.001
4/17/2023				<0.001	<0.001
4/18/2023	<0.001	<0.001	<0.001		
10/26/2023	<0.001	<0.001	<0.001	<0.001	<0.001
3/18/2024				0.000366 (J)	
3/19/2024	<0.001	<0.001	0.000575 (J)		<0.001
9/30/2024				<0.001	
10/1/2024	<0.001	<0.001	<0.001		<0.001

ND substitution: RL or RL/2 if <15% NDs.

Time Series

Constituent: Arsenic (mg/L) Analysis Run 11/18/2024 4:08 PM

Plant Daniel Client: Southern Company Data: Plant Daniel Gypsum CCR

	MW-5	MW-6	MW-7	MW-8	MW-9
3/21/2016			<0.001	<0.001	<0.001
3/22/2016	<0.001	<0.001			
5/16/2016		<0.001	<0.001		<0.001
5/17/2016	<0.001			<0.001	
7/11/2016		<0.001	<0.001	<0.001	<0.001
7/12/2016	<0.001				
9/12/2016		<0.001	<0.001		
9/13/2016	<0.001			<0.001	<0.001
11/16/2016	<0.001	<0.001	<0.001		
11/17/2016				<0.001	<0.001
1/16/2017	<0.001	<0.001	<0.001		
1/17/2017				<0.001	<0.001
3/20/2017	<0.001	<0.001	<0.001	<0.001	<0.001
5/22/2017		<0.001	<0.001		
5/23/2017	<0.001			<0.001	<0.001
2/21/2020			<0.001	<0.001	<0.001
2/22/2020	<0.001	<0.001			
4/14/2020		<0.001	<0.001		
4/15/2020	0.000332 (J)			<0.001	<0.001
10/22/2020			<0.001	<0.001	<0.001
10/23/2020	<0.001	<0.001			
3/15/2021	<0.001	<0.001	<0.001	<0.001	<0.001
10/6/2021	<0.001	<0.001	<0.001	<0.001	<0.001
3/14/2022				<0.001	<0.001
3/15/2022	<0.001	<0.001	<0.001		
10/3/2022			<0.001	<0.001	<0.001
10/4/2022	<0.001	<0.001			
4/18/2023	<0.001	<0.001	<0.001	<0.001	<0.001
10/26/2023	<0.001	<0.001	<0.001		
10/27/2023				<0.001	<0.001
3/18/2024		<0.001	<0.001		
3/19/2024	<0.001				
3/20/2024				<0.001	<0.001
9/30/2024		<0.001	<0.001	<0.001	<0.001
10/1/2024	<0.001				

ND substitution: RL or RL/2 if <15% NDs.

Time Series

Constituent: Barium (mg/L) Analysis Run 11/18/2024 4:08 PM

Plant Daniel Client: Southern Company Data: Plant Daniel Gypsum CCR

	MW-1 (bg)	MW-10 (bg)	MW-2 (bg)	MW-3	MW-4
1/29/2015	0.12		0.043	0.095	0.05
3/3/2015	0.12		0.045	0.1	0.05
4/7/2015	0.12		0.042	0.1	0.055
5/14/2015	0.15		0.037	0.096	0.051
6/3/2015	0.15		0.038	0.1	0.052
6/18/2015	0.16		0.04	0.095	0.06
6/30/2015	0.15		0.036	0.093	0.05
7/15/2015	0.17		0.038	0.1	0.048
1/11/2016	0.19		0.052	0.11	0.051
3/22/2016	0.22	0.041	0.044	0.11	0.052
5/16/2016		0.044	0.042	0.096	0.058
5/17/2016	0.21				
7/11/2016			0.038	0.092	
7/12/2016	0.18	0.029			0.048
9/12/2016				0.11	
9/13/2016	0.19	0.027	0.041		0.055
11/16/2016				0.094	0.054
11/17/2016	0.17	0.026	0.04		
1/16/2017	0.18		0.048	0.1	0.055
1/17/2017		0.03			
3/20/2017	0.19	0.026	0.053	0.096	0.059
5/22/2017				0.1	
5/23/2017	0.19	0.027	0.058		0.066
11/27/2017	0.14		0.052	0.1	0.072
2/21/2020		0.0267	0.055		
2/22/2020	0.108			0.165	0.0696
4/14/2020				0.17	
4/15/2020	0.107	0.0259	0.0512		0.0658
10/23/2020	0.101	0.0311	0.0508	0.139	0.0598
3/15/2021	0.0989	0.035	0.0545	0.129	0.0635
10/6/2021	0.0898	0.0392	0.0548	0.195	0.047
3/14/2022	0.0978	0.0332	0.0576	0.164	0.0436
10/3/2022	0.0815	0.0164	0.0625	0.135	
10/4/2022					0.0364
4/17/2023				0.0944	0.0408
4/18/2023	0.106	0.0229	0.0556		
10/26/2023	0.0783	0.0155	0.0547	0.092	0.0461
3/18/2024				0.145	
3/19/2024	0.0848	0.0181	0.0669		0.0436
9/30/2024				0.137	
10/1/2024	0.0932	0.0142	0.0714		0.0463

Time Series

Constituent: Barium (mg/L) Analysis Run 11/18/2024 4:08 PM

Plant Daniel Client: Southern Company Data: Plant Daniel Gypsum CCR

	MW-5	MW-6	MW-7	MW-8	MW-9
3/21/2016			0.16	0.11	0.043
3/22/2016	0.066	0.076			
5/16/2016		0.12	0.16		0.032
5/17/2016	0.048			0.093	
7/11/2016		0.068	0.15	0.1	0.037
7/12/2016	0.066				
9/12/2016		0.068	0.16		
9/13/2016	0.068			0.12	0.04
11/16/2016	0.067	0.07	0.15		
11/17/2016				0.1	0.041
1/16/2017	0.065	0.065	0.15		
1/17/2017				0.1	0.039
3/20/2017	0.067	0.066	0.17	0.11	0.035
5/22/2017		0.064	0.17		
5/23/2017	0.067			0.11	0.044
2/21/2020			0.0988	0.143	0.0572
2/22/2020	0.0673	0.0557			
4/14/2020		0.0549	0.0891		
4/15/2020	0.0641			0.133	0.0459
10/22/2020			0.0755	0.0836	0.0425
10/23/2020	0.0603	0.0554			
3/15/2021	0.065	0.0599	0.0943	0.0905	0.0499
10/6/2021	0.0508	0.0843	0.155	0.089	0.0305
3/14/2022				0.117	0.0278
3/15/2022	0.0515	0.0789	0.3		
10/3/2022			0.195	0.0757	0.0307
10/4/2022	0.0611	0.0549			
4/18/2023	0.0814	0.0432	0.198	0.0785	0.0356
10/26/2023	0.0612	0.0491	0.193		
10/27/2023				0.0679	0.0518
3/18/2024		0.0451	0.21		
3/19/2024	0.0558				
3/20/2024				0.0675	0.0444
9/30/2024		0.0466	0.211	0.0771	0.0441
10/1/2024	0.0508				

Time Series

Constituent: Beryllium (mg/L) Analysis Run 11/18/2024 4:08 PM

Plant Daniel Client: Southern Company Data: Plant Daniel Gypsum CCR

	MW-1 (bg)	MW-10 (bg)	MW-2 (bg)	MW-3	MW-4
3/22/2016	0.00046 (B1J)	<0.001	<0.001	<0.00034	<0.001
5/16/2016		<0.001	<0.001	<0.00034	<0.001
5/17/2016	0.00048 (J)				
7/11/2016			<0.001	<0.00034	
7/12/2016	0.00039 (J)	<0.001			<0.001
9/12/2016				<0.00034	
9/13/2016	<0.001	<0.001	<0.001		<0.001
11/16/2016				<0.00034	<0.001
11/17/2016	<0.001	<0.001	<0.001		
1/16/2017	0.00035 (J)		<0.001	<0.00034	<0.001
1/17/2017		<0.001			
3/20/2017	0.00037 (J)	<0.001	<0.001	<0.00034	<0.001
5/22/2017				<0.00034	
5/23/2017	0.00041 (J)	<0.001	<0.001		<0.001
2/21/2020		<0.001	<0.001		
2/22/2020	<0.001			0.000486 (J)	<0.001
4/14/2020				0.000629 (J)	
4/15/2020	0.000388 (J)	<0.001	0.000378 (J)		<0.001
10/23/2020	<0.001	0.000366 (J)	<0.001	0.000486 (J)	<0.001
3/15/2021	<0.001	<0.001	<0.001	0.00044 (J)	<0.001
10/6/2021	<0.001	<0.001	<0.001	0.000569 (J)	0.000186 (J)
3/14/2022	<0.001	<0.001	<0.001	0.000406 (J)	<0.001
10/3/2022	<0.001	<0.001	<0.001	0.000349 (J)	
10/4/2022					<0.001
4/17/2023				0.00029 (J)	<0.001
4/18/2023	<0.001	<0.001	<0.001		
10/26/2023	<0.001	<0.001	<0.001	0.00021 (J)	<0.001
3/18/2024				0.00031 (J)	
3/19/2024	<0.001	<0.001	0.000529 (J)		<0.001
9/30/2024				0.000335 (J)	
10/1/2024	<0.001	<0.001	<0.001		<0.001

ND substitution: RL or RL/2 if <15% NDs.

Time Series

Constituent: Beryllium (mg/L) Analysis Run 11/18/2024 4:08 PM

Plant Daniel Client: Southern Company Data: Plant Daniel Gypsum CCR

	MW-5	MW-6	MW-7	MW-8	MW-9
3/21/2016			0.00044 (B1J)	<0.001	<0.001
3/22/2016	<0.001	<0.001			
5/16/2016		<0.001	0.0004 (J)		<0.001
5/17/2016	<0.001			0.00034 (J)	
7/11/2016		<0.001	0.00038 (J)	0.00041 (J)	<0.001
7/12/2016	<0.001				
9/12/2016		<0.001	0.00035 (J)		
9/13/2016	<0.001			<0.001	<0.001
11/16/2016	<0.001	<0.001	0.00039 (J)		
11/17/2016				<0.001	<0.001
1/16/2017	<0.001	<0.001	0.00044 (J)		
1/17/2017				0.00034 (J)	<0.001
3/20/2017	<0.001	<0.001	0.0004 (J)	0.00036 (J)	<0.001
5/22/2017		<0.001	0.00046 (J)		
5/23/2017	<0.001			<0.001	<0.001
2/21/2020			0.000284 (J)	0.000255 (J)	<0.001
2/22/2020	<0.001	<0.001			
4/14/2020		<0.001	0.000304 (J)		
4/15/2020	0.000191 (J)			0.000248 (J)	<0.001
10/22/2020			0.000257 (J)	<0.001	<0.001
10/23/2020	<0.001	<0.001			
3/15/2021	<0.001	<0.001	0.000303 (J)	<0.001	<0.001
10/6/2021	<0.001	0.000303 (J)	0.000403 (J)	<0.001	<0.001
3/14/2022				<0.001	<0.001
3/15/2022	<0.001	<0.001	0.000562 (J)		
10/3/2022			0.000278 (J)	<0.001	<0.001
10/4/2022	<0.001	<0.001			
4/18/2023	0.00024 (J)	<0.001	0.00038 (J)	<0.001	<0.001
10/26/2023	<0.001	<0.001	0.000345 (J)		
10/27/2023				<0.001	<0.001
3/18/2024		<0.001	0.000325 (J)		
3/19/2024	<0.001				
3/20/2024				<0.001	<0.001
9/30/2024		<0.001	0.00035 (J)	<0.001	<0.001
10/1/2024	<0.001				

ND substitution: RL or RL/2 if <15% NDs.

Time Series

Constituent: Boron (mg/L) Analysis Run 11/18/2024 4:08 PM

Plant Daniel Client: Southern Company Data: Plant Daniel Gypsum CCR

	MW-1 (bg)	MW-10 (bg)	MW-2 (bg)	MW-3	MW-4
3/22/2016	<0.08	<0.08	<0.08	<0.08	<0.08
5/16/2016		<0.08	<0.08	<0.08	<0.08
5/17/2016	<0.08				
7/11/2016			<0.08	<0.08	
7/12/2016	<0.08	<0.08			<0.08
9/12/2016				<0.08	
9/13/2016	0.055	<0.08	0.03 (J)		<0.08
11/16/2016				<0.08	<0.08
11/17/2016	<0.08	<0.08	<0.08		
1/16/2017	<0.08		<0.08	<0.08	<0.08
1/17/2017		<0.08			
3/20/2017	<0.08	<0.08	<0.08	<0.08	<0.08
5/22/2017				<0.08	
5/23/2017	0.027 (J)	0.027 (J)	<0.08		<0.08
10/17/2017				<0.08	
10/18/2017	<0.08	0.022 (J)	<0.08		<0.08
6/1/2018		0.022 (J)			
6/2/2018	<0.08		<0.08	<0.08	<0.08
11/7/2018				<0.08	
11/8/2018	<0.08	<0.08	<0.08		<0.08
4/19/2019	<0.08	<0.08	<0.08	<0.08	<0.08
9/25/2019	<0.08	0.046 (J)	<0.08	0.0677	<0.08
11/29/2019				0.123	
4/14/2020				0.102	
4/15/2020	<0.08	<0.08	<0.08		<0.08
10/23/2020	<0.08	<0.08	0.0654 (J)	0.137	<0.08
3/15/2021	<0.08	<0.08	<0.08	0.15	<0.08
10/6/2021	0.0603 (J)	<0.08	0.0634 (J)	0.0481 (J)	<0.08
3/14/2022	<0.08	<0.08	<0.08	<0.08	<0.08
10/3/2022	<0.08	<0.08	0.0788 (J)	<0.08	
10/4/2022					<0.08
4/17/2023				0.046 (J)	0.0342 (J)
4/18/2023	0.0647 (J)	0.0299 (J)	0.0472 (J)		
10/26/2023	0.11	0.0372 (J)	0.0521 (J)	0.0424 (J)	0.0285 (J)
3/18/2024				<0.08	
3/19/2024	<0.08	<0.08	<0.08		<0.08
9/30/2024				0.0533 (J)	
10/1/2024	<0.08	0.0387 (J)	<0.08		<0.08

ND substitution: RL or RL/2 if <15% NDs.

Time Series

Constituent: Boron (mg/L) Analysis Run 11/18/2024 4:08 PM

Plant Daniel Client: Southern Company Data: Plant Daniel Gypsum CCR

	MW-5	MW-6	MW-7	MW-8	MW-9
3/21/2016			<0.08	<0.08	<0.08
3/22/2016	<0.08	<0.08			
5/16/2016		<0.08	<0.08		<0.08
5/17/2016	<0.08			<0.08	
7/11/2016		<0.08	<0.08	<0.08	<0.08
7/12/2016	<0.08				
9/12/2016		<0.08	<0.08		
9/13/2016	<0.08			<0.08	<0.08
11/16/2016	<0.08	<0.08	<0.08		
11/17/2016				<0.08	<0.08
1/16/2017	<0.08	<0.08	<0.08		
1/17/2017				<0.08	<0.08
3/20/2017	<0.08	<0.08	<0.08	<0.08	<0.08
5/22/2017		<0.08	<0.08		
5/23/2017	<0.08			<0.08	0.023 (J)
10/18/2017	<0.08	<0.08	<0.08	<0.08	<0.08
6/1/2018			<0.08	<0.08	<0.08
6/2/2018	<0.08	<0.08			
11/7/2018			<0.08	<0.08	
11/8/2018	<0.08	<0.08			<0.08
4/19/2019	<0.08	<0.08	<0.08	<0.08	<0.08
9/25/2019	<0.08	<0.08	0.063	0.0484 (J)	0.0455 (J)
11/29/2019			0.0432 (J)		
4/14/2020		<0.08	<0.08		
4/15/2020	<0.08			<0.08	<0.08
10/22/2020			<0.08	<0.08	<0.08
10/23/2020	<0.08	<0.08			
3/15/2021	<0.08	<0.08	<0.08	<0.08	<0.08
10/6/2021	<0.08	<0.08	<0.08	<0.08	<0.08
3/14/2022				<0.08	<0.08
3/15/2022	<0.08	<0.08	<0.08		
10/3/2022			<0.08	<0.08	<0.08
10/4/2022	<0.08	<0.08			
4/18/2023	0.0362 (J)	0.0289 (J)	<0.08	<0.08	0.024 (J)
10/26/2023	<0.08	<0.08	<0.08		
10/27/2023				<0.08	0.0251 (J)
3/18/2024		<0.08	<0.08		
3/19/2024	<0.08				
3/20/2024				<0.08	<0.08
9/30/2024		<0.08	<0.08	<0.08	0.0265 (J)
10/1/2024	<0.08				

ND substitution: RL or RL/2 if <15% NDs.

Time Series

Constituent: Cadmium (mg/L) Analysis Run 11/18/2024 4:08 PM

Plant Daniel Client: Southern Company Data: Plant Daniel Gypsum CCR

	MW-1 (bg)	MW-10 (bg)	MW-2 (bg)	MW-3	MW-4
3/22/2016	<0.001	<0.001	<0.001	<0.001	<0.001
5/16/2016		<0.001	<0.001	<0.001	<0.001
5/17/2016	<0.001				
7/11/2016			<0.001	<0.001	
7/12/2016	<0.001	<0.001			<0.001
9/12/2016				<0.001	
9/13/2016	<0.001	<0.001	<0.001		<0.001
11/16/2016				<0.001	<0.001
11/17/2016	<0.001	<0.001	<0.001		
1/16/2017	<0.001		<0.001	<0.001	<0.001
1/17/2017		<0.001			
3/20/2017	<0.001	<0.001	<0.001	<0.001	<0.001
5/22/2017				<0.001	
5/23/2017	<0.001	<0.001	<0.001		<0.001
2/21/2020		<0.001	<0.001		
2/22/2020	<0.001			<0.001	<0.001
10/23/2020	<0.001	<0.001	<0.001	<0.001	<0.001
3/15/2021	<0.001	<0.001	<0.001	<0.001	<0.001
10/6/2021	<0.001	<0.001	<0.001	<0.001	<0.001
3/14/2022	<0.001	<0.001	<0.001	<0.001	<0.001
10/3/2022	<0.001	<0.001	<0.001	<0.001	
10/4/2022					<0.001
4/17/2023				<0.001	<0.001
4/18/2023	<0.001	<0.001	<0.001		
10/26/2023	<0.001	<0.001	<0.001	<0.001	<0.001
3/18/2024				<0.001	
3/19/2024	<0.001	<0.001	0.00038 (J)		<0.001
9/30/2024				<0.001	
10/1/2024	<0.001	<0.001	<0.001		<0.001

ND substitution: RL or RL/2 if <15% NDs.

Time Series

Constituent: Cadmium (mg/L) Analysis Run 11/18/2024 4:08 PM

Plant Daniel Client: Southern Company Data: Plant Daniel Gypsum CCR

	MW-5	MW-6	MW-7	MW-8	MW-9
3/21/2016			<0.001	<0.001	<0.001
3/22/2016	<0.001	<0.001			
5/16/2016		<0.001	<0.001		<0.001
5/17/2016	<0.001			<0.001	
7/11/2016		<0.001	<0.001	<0.001	<0.001
7/12/2016	<0.001				
9/12/2016		<0.001	<0.001		
9/13/2016	<0.001			<0.001	<0.001
11/16/2016	<0.001	<0.001	<0.001		
11/17/2016				<0.001	<0.001
1/16/2017	<0.001	<0.001	<0.001		
1/17/2017				<0.001	<0.001
3/20/2017	0.0022 (J)	<0.001	<0.001	<0.001	<0.001
5/22/2017		<0.001	<0.001		
5/23/2017	<0.001			<0.001	<0.001
2/21/2020			<0.001	<0.001	<0.001
2/22/2020	<0.001	<0.001			
10/22/2020			<0.001	<0.001	<0.001
10/23/2020	<0.001	<0.001			
3/15/2021	<0.001	<0.001	<0.001	<0.001	<0.001
10/6/2021	<0.001	<0.001	<0.001	<0.001	<0.001
3/14/2022				<0.001	<0.001
3/15/2022	0.000233 (J)	<0.001	<0.001		
10/3/2022			<0.001	<0.001	<0.001
10/4/2022	<0.001	<0.001			
4/18/2023	0.000295 (J)	<0.001	<0.001	<0.001	<0.001
10/26/2023	0.000185 (J)	<0.001	<0.001		
10/27/2023				<0.001	<0.001
3/18/2024		<0.001	<0.001		
3/19/2024	<0.001				
3/20/2024				<0.001	<0.001
9/30/2024		<0.001	<0.001	<0.001	<0.001
10/1/2024	0.000135 (J)				

ND substitution: RL or RL/2 if <15% NDs.

Time Series

Constituent: Calcium (mg/L) Analysis Run 11/18/2024 4:08 PM

Plant Daniel Client: Southern Company Data: Plant Daniel Gypsum CCR

	MW-1 (bg)	MW-10 (bg)	MW-2 (bg)	MW-3	MW-4
3/22/2016	6.6	2.7 (o)	0.87	1.2	1.6
5/16/2016		2.9 (o)	0.79	0.92	1.9
5/17/2016	7.4				
7/11/2016			0.67	0.78	
7/12/2016	5	0.89			1.5
9/12/2016				0.94	
9/13/2016	5.5	0.74	0.62		1.4
11/16/2016				0.81	1.5
11/17/2016	4.8	0.69	0.78		
1/16/2017	5		0.85	1	1.6
1/17/2017		1.2			
3/20/2017	5.3	0.66	0.96	0.92	1.7
5/22/2017				0.91	
5/23/2017	5	0.61	0.94		1.8
10/17/2017				1.3	
10/18/2017	7.6	0.55	1.3		2.1
12/19/2017			1 (RS)		
6/1/2018		0.7			
6/2/2018	4.5		0.81	1.2	2
11/7/2018				1.5	
11/8/2018	4.1	0.59	0.95		2.2
4/19/2019	3.26	1.03	0.942	6.3	1.88
6/7/2019				6.91	
9/25/2019	3.68	0.625	0.935	20.2 (o)	2.18
11/29/2019				35.8 (o)	
2/21/2020		1.01	0.931		
2/22/2020	3.21			48.2 (o)	1.94
4/14/2020				64 (o)	
4/15/2020	3.25	0.69	1.1		1.96
10/23/2020	3.06	0.856	1.11	52 (o)	1.82
3/15/2021	3.04	0.935	1.11	44.7 (o)	1.84
10/6/2021	2.49	1.16	1.04	4.54	1.22
3/14/2022	2.65	0.857	0.982	2.87	0.873
10/3/2022	2.37	0.415 (J)	0.969	2.19	
10/4/2022					0.755
4/17/2023				1.66	0.894
4/18/2023	3.03	0.853	0.98		
10/26/2023	2.49	0.491 (J)	1.02	1.84	1.13
3/18/2024				5.23	
3/19/2024	2.56	0.569	1.17		1.11
9/30/2024				12.4	
10/1/2024	3.09	0.405 (J)	1.28		1.06

Time Series

Constituent: Calcium (mg/L) Analysis Run 11/18/2024 4:08 PM

Plant Daniel Client: Southern Company Data: Plant Daniel Gypsum CCR

	MW-5	MW-6	MW-7	MW-8	MW-9
3/21/2016			1.9	2.9	0.94
3/22/2016	2.1	1.4			
5/16/2016		1.3	2		0.85
5/17/2016	1.6			1.8	
7/11/2016		1.3	1.9	1.7	0.82
7/12/2016	2.1				
9/12/2016		1.1	1.8		
9/13/2016	2			2.5	0.94
11/16/2016	2.3	1.6	1.8		
11/17/2016				1.6	0.85
1/16/2017	2	1.2	1.8		
1/17/2017				2.3	0.83
3/20/2017	2.1	1.2	1.9	1.9	0.84
5/22/2017		1.1	1.9		
5/23/2017	1.9			1.9	0.96
10/18/2017	2.3	1.1	1.9	2.3	1.2
12/19/2017					1.1 (RS)
6/1/2018			1.6	2	0.98
6/2/2018	1.8	1.1			
11/7/2018			1.6	2.8	
11/8/2018	1.9	1.1			0.93
4/19/2019	1.7	0.998	1.34	2.99	1
9/25/2019	1.85	1.09	1.25	3.51	1.06
11/29/2019				3.1	
2/21/2020			1.07	2.83	0.966
2/22/2020	1.87	1.09			
4/14/2020		1.2	1.23		
4/15/2020	1.97			2.94	1.22
10/22/2020			0.93	2.01	0.988
10/23/2020	1.75	1.17			
3/15/2021	1.79	1.4	1.23	2.26	1.26
10/6/2021	1.34	1.5	2.38	2.11	0.748
3/14/2022				2.46	0.609
3/15/2022	1.7	1.22	3.45		
10/3/2022			2.28	1.66	0.581
10/4/2022	1.78	0.804			
4/18/2023	2.34	0.649	2.68	1.81	0.757
10/26/2023	1.91	0.754	2.53		
10/27/2023				1.55	0.965
3/18/2024		0.689	2.55		
3/19/2024	1.62				
3/20/2024				1.44	0.843
9/30/2024		0.73	2.38	1.63	0.81
10/1/2024	1.59				

Time Series

Constituent: Chloride (mg/L) Analysis Run 11/18/2024 4:08 PM

Plant Daniel Client: Southern Company Data: Plant Daniel Gypsum CCR

	MW-1 (bg)	MW-10 (bg)	MW-2 (bg)	MW-3	MW-4
3/22/2016	11	5.2	7.6	11	7.7
5/16/2016		5.5	7.2	10	6.6
5/17/2016	10				
7/11/2016			6.4	11	
7/12/2016	9	6.2			6.4
9/12/2016				10	
9/13/2016	8.9	5	6.8		6.3
11/16/2016				10	7.5
11/17/2016	7.9	<6.3	7.9		
1/16/2017	7.8		7.9	9.9	7.2
1/17/2017		5.3			
3/20/2017	8.3	5.6	8.7	11	8
5/22/2017				10	
5/23/2017	6.9	5.5	8.3		7.8
10/17/2017				9.8	
10/18/2017	6.6	4	8.6		9.5
6/1/2018		4			
6/2/2018	2.9		6.8	8.8	8.2
11/7/2018				25 (o)	
11/8/2018	3	4.6	8.4		9.5
4/19/2019	2.65	4.41	8.38	9.34	7.82
9/25/2019	2.93	4.69	8.26	9.57	8.94
4/14/2020				8.55	
4/15/2020	2.61	5.24	8.84		7.96
10/23/2020	2.53	5.9	9.06	8.62	7.18
3/15/2021	1.93	6.57	8.99	8.83	6.9
10/6/2021	2.22	8.86	10.4	11.1	6.88
3/14/2022	3.24	7.95	9.54	10.4	5.55
10/3/2022	3.41	4.7	9.85	12.3	
10/4/2022					5.41
4/17/2023				8.55	5.87
4/18/2023	4.07	3.91	8.09		
10/26/2023	3.82	5.14	8.66	9.28	7.91
3/18/2024				8.88	
3/19/2024	3.92	5.01	10.9		6.18
9/30/2024				9.4	
10/1/2024	3.6	4.31	9.35		6.09

ND substitution: RL or RL/2 if <15% NDs.

Time Series

Constituent: Chloride (mg/L) Analysis Run 11/18/2024 4:08 PM

Plant Daniel Client: Southern Company Data: Plant Daniel Gypsum CCR

	MW-5	MW-6	MW-7	MW-8	MW-9
3/21/2016			17	9.7	7.1
3/22/2016	10	8.3			
5/16/2016		6.6	16		6.4
5/17/2016	7.8			8.7	
7/11/2016		7	16	8.6	7.1
7/12/2016	9.1				
9/12/2016		6.6	16		
9/13/2016	8.7			7.9	6.6
11/16/2016	9.5	<6.8	15		
11/17/2016				8.6	7.9
1/16/2017	9.8	7.1	16		
1/17/2017				8.9	7.8
3/20/2017	9.6	7	16	9	7
5/22/2017		6.9	15		
5/23/2017	8.4			8.7	8
10/18/2017	7.6	6.3	15	7.8	7
6/1/2018			13	9	6.9
6/2/2018	7.3	6.2			
11/7/2018			13	11	
11/8/2018	7.8	6.4			7.1
4/19/2019	6.57	5.99	10.6	11	7.55
6/7/2019				11.3	
9/25/2019	6.59	6.72	8.59	11.2	13.2
11/29/2019					8.42
4/14/2020		6.94	9.49		
4/15/2020	6.65			10.9	8.78
10/22/2020			8.07	8.39	8.11
10/23/2020	6.54	7.26			
3/15/2021	6.69	7.83	8.68	8.19	9.27
10/6/2021	4.72	10.5	9.75	7.5	8.56
3/14/2022				8.31	4.03
3/15/2022	3.61	9.56	12.8		
10/3/2022			10.6	5.95	6.96
10/4/2022	5.53	7.67			
4/18/2023	5.97	4.93	7.27	6.43	5.44
10/26/2023	5.94	5.75	7.22		
10/27/2023				5.18	7.39
3/18/2024		5.55	8.13		
3/19/2024	4.79				
3/20/2024				5.26	6.23
9/30/2024		5.51	7.8	7	6.83
10/1/2024	4				

ND substitution: RL or RL/2 if <15% NDs.

Time Series

Constituent: Chromium (mg/L) Analysis Run 11/18/2024 4:08 PM

Plant Daniel Client: Southern Company Data: Plant Daniel Gypsum CCR

	MW-1 (bg)	MW-10 (bg)	MW-2 (bg)	MW-3	MW-4
1/29/2015	<0.002		<0.005	<0.002	<0.002
3/3/2015	<0.002		<0.005	<0.002	<0.002
4/7/2015	0.0025 (J)		<0.005	0.0021 (J)	<0.002
5/14/2015	<0.002		<0.005	<0.002	<0.002
6/3/2015	<0.002		<0.005	<0.002	<0.002
6/18/2015	0.003 (J)		0.0048 (J)	0.0043 (J)	0.0041 (J)
6/30/2015	<0.002		<0.005	<0.002	<0.002
7/15/2015	<0.002		<0.005	<0.002	<0.002
1/11/2016	<0.002		0.0073 (J)	<0.002	<0.002
3/22/2016	<0.002	<0.002	<0.005	<0.002	<0.002
5/16/2016		<0.002	<0.005	<0.002	<0.002
5/17/2016	<0.002				
7/11/2016			<0.005	<0.002	
7/12/2016	<0.002	<0.002			<0.002
9/12/2016				<0.002	
9/13/2016	<0.002	<0.002	<0.005		<0.002
11/16/2016				<0.002	<0.002
11/17/2016	<0.002	<0.002	<0.005		
1/16/2017	<0.002		<0.005	<0.002	<0.002
1/17/2017		<0.002			
3/20/2017	0.005	<0.002	<0.005	<0.002	<0.002
5/22/2017				<0.002	
5/23/2017	<0.002	<0.002	<0.005		<0.002
11/27/2017	<0.002		<0.005	<0.002	<0.002
2/21/2020		<0.002	<0.005		
2/22/2020	<0.002			<0.002	<0.002
10/23/2020	<0.002	<0.002	<0.005	<0.002	<0.002
3/15/2021	<0.002	<0.002	<0.005	<0.002	<0.002
10/6/2021	<0.002	<0.002	<0.005	<0.002	<0.002
3/14/2022	<0.002	<0.002	<0.005	<0.002	<0.002
10/3/2022	<0.002	<0.002	<0.005	<0.002	
10/4/2022					<0.002
4/17/2023				<0.002	<0.002
4/18/2023	<0.002	<0.002	<0.005		
10/26/2023	<0.002	<0.002	0.00125 (J)	<0.002	<0.002
3/18/2024				<0.002	
3/19/2024	<0.002	<0.002	0.00156 (J)		<0.002
9/30/2024				0.0026	
10/1/2024	0.00175 (J)	0.00186 (J)	0.00231		0.00159 (J)

ND substitution: RL or RL/2 if <15% NDs.

Time Series

Constituent: Chromium (mg/L) Analysis Run 11/18/2024 4:08 PM

Plant Daniel Client: Southern Company Data: Plant Daniel Gypsum CCR

	MW-5	MW-6	MW-7	MW-8	MW-9
3/21/2016			<0.002	<0.002	<0.002
3/22/2016	<0.002	<0.002			
5/16/2016		<0.002	<0.002		<0.002
5/17/2016	<0.002			<0.002	
7/11/2016		<0.002	<0.002	<0.002	<0.002
7/12/2016	<0.002				
9/12/2016		<0.002	<0.002		
9/13/2016	<0.002			<0.002	<0.002
11/16/2016	<0.002	<0.002	<0.002		
11/17/2016				<0.002	<0.002
1/16/2017	<0.002	<0.002	<0.002		
1/17/2017				<0.002	0.0024 (J)
3/20/2017	<0.002	<0.002	<0.002	<0.002	<0.002
5/22/2017		<0.002	<0.002		
5/23/2017	<0.002			<0.002	<0.002
2/21/2020			<0.002	<0.002	<0.002
2/22/2020	<0.002	<0.002			
10/22/2020			<0.002	<0.002	<0.002
10/23/2020	<0.002	<0.002			
3/15/2021	<0.002	<0.002	<0.002	<0.002	<0.002
10/6/2021	<0.002	<0.002	<0.002	<0.002	<0.002
3/14/2022				<0.002	<0.002
3/15/2022	<0.002	<0.002	<0.002		
10/3/2022			<0.002	<0.002	<0.002
10/4/2022	<0.002	<0.002			
4/18/2023	<0.002	<0.002	<0.002	<0.002	<0.002
10/26/2023	<0.002	<0.002	<0.002		
10/27/2023				<0.002	<0.002
3/18/2024		<0.002	<0.002		
3/19/2024	<0.002				
3/20/2024				<0.002	<0.002
9/30/2024		0.00433	0.00167 (J)	0.00173 (J)	0.00237
10/1/2024	0.00151 (J)				

ND substitution: RL or RL/2 if <15% NDs.

Time Series

Constituent: Cobalt (mg/L) Analysis Run 11/18/2024 4:08 PM

Plant Daniel Client: Southern Company Data: Plant Daniel Gypsum CCR

	MW-1 (bg)	MW-10 (bg)	MW-2 (bg)	MW-3	MW-4
3/22/2016	0.0044	0.00064 (B1J)	0.00084 (B1J)	0.002 (B1J)	0.0015 (B1J)
5/16/2016		0.00063 (J)	0.00073 (J)	0.0015 (J)	0.0018 (J)
5/17/2016	0.0043				
7/11/2016			0.00076 (J)	0.0016 (J)	
7/12/2016	0.0038	0.00066 (J)			0.0014 (J)
9/12/2016				0.0019 (J)	
9/13/2016	0.0038	0.00068 (J)	0.00059 (J)		0.0015 (J)
11/16/2016				0.0016 (J)	0.0016 (J)
11/17/2016	0.0035	0.00065 (J)	0.00071 (J)		
1/16/2017	0.0032		0.00078 (J)	0.0018 (J)	0.0015 (J)
1/17/2017		0.00058 (J)			
3/20/2017	0.0038	0.00064 (J)	0.00094 (J)	0.0017 (J)	0.0017 (J)
5/22/2017				0.0017 (J)	
5/23/2017	0.0033	0.00061 (J)	0.00096 (J)		0.0018 (J)
2/21/2020		0.000536 (J)	0.000809 (J)		
2/22/2020	0.00156 (J)			0.00328	0.00148 (J)
4/14/2020				0.00377	
4/15/2020	0.00177 (J)	0.000731 (J)	0.000986 (J)		0.00176 (J)
10/23/2020	0.00155	0.0011	0.000961	0.00289	0.00144
3/15/2021	0.00149	0.00103	0.000859	0.00341	0.00165
10/6/2021	0.00116	0.00121	0.000908	0.00327	0.00113
3/14/2022	0.00122	0.00112	0.000945	0.00259	0.00102
10/3/2022	0.000947	0.000543	0.00106	0.00202	
10/4/2022					0.00086
4/17/2023				0.00157	0.00103
4/18/2023	0.00104	0.0007	0.000965		
10/26/2023	0.0007	0.00047 (J)	0.000865	0.00158	0.00133
3/18/2024				0.00237	
3/19/2024	0.0009	0.000582	0.00138		0.00127
9/30/2024				0.00308	
10/1/2024	0.00108	0.000615	0.00166		0.00152

Time Series

Constituent: Cobalt (mg/L) Analysis Run 11/18/2024 4:08 PM

Plant Daniel Client: Southern Company Data: Plant Daniel Gypsum CCR

	MW-5	MW-6	MW-7	MW-8	MW-9
3/21/2016			0.0025	0.0015 (B1J)	0.0011 (B1J)
3/22/2016	0.00096 (B1J)	0.0027			
5/16/2016		0.0025	0.0022 (J)		0.001 (J)
5/17/2016	0.00079 (J)			0.0014 (J)	
7/11/2016		0.003	0.0023 (J)	0.0016 (J)	0.0012 (J)
7/12/2016	0.00099 (J)				
9/12/2016		0.0026	0.0024 (J)		
9/13/2016	0.00084 (J)			0.0019 (J)	0.0012 (J)
11/16/2016	0.00097 (J)	0.0026	0.0022 (J)		
11/17/2016				0.0014 (J)	0.0011 (J)
1/16/2017	0.00088 (J)	0.0022 (J)	0.0021 (J)		
1/17/2017				0.0014 (J)	0.0011 (J)
3/20/2017	0.00096 (J)	0.0024 (J)	0.0025	0.0017 (J)	0.0012 (J)
5/22/2017		0.0022 (J)	0.0025		
5/23/2017	0.001 (J)			0.0015 (J)	0.0012 (J)
2/21/2020			0.00118 (J)	0.0016 (J)	0.0011 (J)
2/22/2020	0.001 (J)	0.00131 (J)			
4/14/2020		0.00155 (J)	0.00131 (J)		
4/15/2020	0.00117 (J)			0.00171 (J)	0.00121 (J)
10/22/2020			0.00111	0.00104	0.00108
10/23/2020	0.000951	0.0014			
3/15/2021	0.00112	0.00177	0.00146	0.00127	0.00137
10/6/2021	0.00137	0.00274	0.00241	0.00111	0.000969
3/14/2022				0.00117	0.000757
3/15/2022	0.00164	0.00341	0.00361		
10/3/2022			0.00214	0.000726	0.000661
10/4/2022	0.00217	0.00196			
4/18/2023	0.0042	0.00213	0.00232	0.00079	0.00074
10/26/2023	0.00311	0.00237	0.00241		
10/27/2023				0.00067	0.000945
3/18/2024		0.00214	0.00264		
3/19/2024	0.00325				
3/20/2024				0.000675	0.000921
9/30/2024		0.00274	0.0028	0.00122	0.00107
10/1/2024	0.00471				

Time Series

Constituent: Combined Radium 226 + 228 (pCi/L) Analysis Run 11/18/2024 4:08 PM

Plant Daniel Client: Southern Company Data: Plant Daniel Gypsum CCR

	MW-1 (bg)	MW-10 (bg)	MW-2 (bg)	MW-3	MW-4
3/22/2016	6.64 (o)	0.498	0.828	2.09	1.13
5/16/2016		0.949	0.481	2.22	1.07
5/17/2016	4.16				
7/11/2016			0.629	1.58	
7/12/2016	0.478 (U)	0.248 (U)			0.701
9/12/2016				2.52	
9/13/2016	1.47	0.66	1.08		1
11/16/2016				1.62	1.45
11/17/2016	3.28	0.199 (U)	0.848		
1/16/2017	3.22		0.874	2.37	0.786
1/17/2017		0.575			
3/20/2017	2.85	0.221 (U)	0.704	1.87	1.04
5/22/2017				1.82	
5/23/2017	2.48	0.264 (U)	0.643		1.05
2/21/2020		1.01	0.278 (U)		
2/22/2020	1.29			3.17	0.845
4/14/2020				3.99	
4/15/2020	1.73	0.677	0.933		1.51
10/23/2020	1.94	1.17	0.517	2.74	1.6
3/15/2021	1.78	0.982	0.499	3.06	1.35
10/6/2021	1.81	0.606	1.65	5.48	1.39
3/14/2022	1.71	0.531	0.932	3.53	0.585
10/3/2022	1.81	0.151 (U)	1.21	3.21	
10/4/2022					0.719
4/17/2023				2.05	0.593
4/18/2023	0.996	1.21	0.782		
10/26/2023	1.52	0.444 (U)	1.78	2.75	0.793
3/18/2024				3.68	
3/19/2024	1.45	0.428 (U)	1.18		1.25
9/30/2024				4.46	
10/1/2024	1.63	0.74	1.93		1.54

Time Series

Constituent: Combined Radium 226 + 228 (pCi/L) Analysis Run 11/18/2024 4:08 PM

Plant Daniel Client: Southern Company Data: Plant Daniel Gypsum CCR

	MW-5	MW-6	MW-7	MW-8	MW-9
3/21/2016			2.6	2.05	0.666
3/22/2016	1.43	1.15			
5/16/2016		1.25	3.23		1.06
5/17/2016	1.49			2.9	
7/11/2016		1.06	2.11	1.58	0.558 (U)
7/12/2016	1.65				
9/12/2016		1.27	2.67		
9/13/2016	1.51			1.7	1.04
11/16/2016	1.76	1.27	2.6		
11/17/2016				1.99	0.646
1/16/2017	1.83	1.48	2.82		
1/17/2017				2.54	0.777
3/20/2017	1.19	0.843	2.34	1.76	0.42
5/22/2017		0.878	2.44		
5/23/2017	0.851			2.09	0.574
2/21/2020			1.49	2.19	1.31
2/22/2020	0.786	0.649			
4/14/2020		0.702	1.36		
4/15/2020	1.02			2	0.76
10/22/2020			1.11	1.84	0.847
10/23/2020	1.42	1.25			
3/15/2021	1	0.911	1.41	1.78	0.674
10/6/2021	0.826	1.63	3.74	2.23	0.883
3/14/2022				2.16	0.715
3/15/2022	0.961	1.2	6.94		
10/3/2022			4.49	1.41	0.893
10/4/2022	1.32	1.66			
4/18/2023	1.55	0.606	5.17	1.18	0.65
10/26/2023	1.48	1	4.15		
10/27/2023				1.51	1.1
3/18/2024		0.868	3.64		
3/19/2024	2.2				
3/20/2024				1.46	0.781
9/30/2024		0.823	5.22	1.36	1.66
10/1/2024	1.62				

Time Series

Constituent: Fluoride (mg/L) Analysis Run 11/18/2024 4:08 PM

Plant Daniel Client: Southern Company Data: Plant Daniel Gypsum CCR

	MW-1 (bg)	MW-10 (bg)	MW-2 (bg)	MW-3	MW-4
3/22/2016	0.04 (J)	<0.1	<0.1	0.04 (J)	<0.1
5/16/2016		<0.1	<0.1	0.04 (J)	<0.1
5/17/2016	0.04 (J)				
7/11/2016			<0.1	0.04 (J)	
7/12/2016	0.04 (J)	<0.1			<0.1
9/12/2016				0.04 (J)	
9/13/2016	<0.1	<0.1	<0.1		<0.1
11/16/2016				0.04 (J)	<0.1
11/17/2016	<0.1	<0.1	<0.1		
1/16/2017	<0.1		<0.1	<0.1	<0.1
1/17/2017		<0.1			
3/20/2017	<0.1	<0.1	<0.1	<0.1	<0.1
5/22/2017				0.04 (J)	
5/23/2017	0.04 (J)	<0.1	<0.1		<0.1
10/17/2017				0.05 (J)	
10/18/2017	0.04 (J)	<0.1	<0.1		<0.1
6/1/2018		<0.1			
6/2/2018	<0.1		<0.1	0.05 (J)	<0.1
11/7/2018				0.05 (J)	
11/8/2018	<0.1	<0.1	<0.1		<0.1
4/19/2019	<0.1	<0.1	0.0267 (J)	0.108	<0.1
6/7/2019				0.0937 (J)	
9/25/2019	<0.1	0.0267 (J)	<0.1	0.198	<0.1
11/29/2019				0.331 (o)	
2/21/2020		<0.1	<0.1		
2/22/2020	<0.1			0.222	<0.1
4/14/2020				0.23	
4/15/2020	<0.1	<0.1	<0.1		<0.1
10/23/2020	<0.1	<0.1	<0.1	0.0988 (J)	<0.1
3/15/2021	<0.1	<0.1	<0.1	0.0991 (J)	<0.1
10/6/2021	<0.1	<0.1	0.0269 (J)	0.11	<0.1
3/14/2022	<0.1	<0.1	0.0271 (J)	0.0643 (J)	<0.1
10/3/2022	<0.1	<0.1	<0.1	0.0388 (J)	
10/4/2022					<0.1
4/17/2023				0.0355 (J)	<0.1
4/18/2023	<0.1	<0.1	<0.1		
10/26/2023	0.0601 (J)	<0.1	0.0679 (J)	0.0891 (J)	0.0792 (J)
3/18/2024				0.0762 (J)	
3/19/2024	<0.1	0.0277 (J)	0.0267 (J)		<0.1
9/30/2024				0.0805 (J)	
10/1/2024	<0.1	0.026 (J)	0.0277 (J)		<0.1

ND substitution: RL or RL/2 if <15% NDs.

Time Series

Constituent: Fluoride (mg/L) Analysis Run 11/18/2024 4:08 PM

Plant Daniel Client: Southern Company Data: Plant Daniel Gypsum CCR

	MW-5	MW-6	MW-7	MW-8	MW-9
3/21/2016			<0.1	<0.1	<0.1
3/22/2016	<0.1	<0.1			
5/16/2016		<0.1	0.04 (J)		<0.1
5/17/2016	<0.1			<0.1	
7/11/2016		<0.1	0.04 (J)	<0.1	<0.1
7/12/2016	<0.1				
9/12/2016		<0.1	<0.1		
9/13/2016	<0.1			<0.1	<0.1
11/16/2016	<0.1	<0.1	<0.1		
11/17/2016				<0.1	<0.1
1/16/2017	<0.1	<0.1	<0.1		
1/17/2017				<0.1	<0.1
3/20/2017	<0.1	<0.1	<0.1	<0.1	<0.1
5/22/2017		0.05 (J)	0.04 (J)		
5/23/2017	<0.1			<0.1	<0.1
10/18/2017	<0.1	<0.1	<0.1	<0.1	<0.1
6/1/2018			<0.1	<0.1	<0.1
6/2/2018	<0.1	<0.1			
11/7/2018			<0.1	<0.1	
11/8/2018	<0.1	<0.1			<0.1
4/19/2019	<0.1	<0.1	<0.1	<0.1	<0.1
9/25/2019	<0.1	<0.1	<0.1	0.0277 (J)	0.0313 (J)
2/21/2020			<0.1	<0.1	<0.1
2/22/2020	<0.1	<0.1			
4/14/2020		0.0304 (J)	<0.1		
4/15/2020	<0.1			<0.1	<0.1
10/22/2020			<0.1	<0.1	<0.1
10/23/2020	<0.1	<0.1			
3/15/2021	<0.1	<0.1	0.027 (J)	<0.1	<0.1
10/6/2021	<0.1	<0.1	0.0317 (J)	0.0458 (J)	<0.1
3/14/2022				<0.1	<0.1
3/15/2022	<0.1	0.0268 (J)	0.0609 (J)		
10/3/2022			0.032 (J)	<0.1	<0.1
10/4/2022	<0.1	<0.1			
4/18/2023	<0.1	<0.1	0.0348 (J)	<0.1	<0.1
10/26/2023	0.0942 (J)	0.084 (J)	0.0398 (J)		
10/27/2023				<0.1	0.0267 (J)
3/18/2024		0.0268 (J)	0.061 (J)		
3/19/2024	0.0333 (J)				
3/20/2024				0.0434 (J)	0.0421 (J)
9/30/2024		<0.1	0.0393 (J)	0.0274 (J)	<0.1
10/1/2024	0.0281 (J)				

ND substitution: RL or RL/2 if <15% NDs.

Time Series

Constituent: Lead (mg/L) Analysis Run 11/18/2024 4:08 PM

Plant Daniel Client: Southern Company Data: Plant Daniel Gypsum CCR

	MW-1 (bg)	MW-10 (bg)	MW-2 (bg)	MW-3	MW-4
3/22/2016	<0.001	<0.001	<0.00035	0.00038 (B1J)	<0.001
5/16/2016		<0.001	<0.00035	0.00047 (J)	<0.001
5/17/2016	<0.001				
7/11/2016			<0.00035	0.0004 (J)	
7/12/2016	<0.001	<0.001			<0.001
9/12/2016				<0.0013	
9/13/2016	<0.001	<0.001	<0.00035		<0.001
11/16/2016				0.00041 (J)	<0.001
11/17/2016	<0.001	<0.001	<0.00035		
1/16/2017	<0.001		<0.00035	0.00039 (J)	<0.001
1/17/2017		<0.001			
3/20/2017	<0.001	<0.001	<0.00035	0.00039 (J)	<0.001
5/22/2017				0.00044 (J)	
5/23/2017	<0.001	<0.001	<0.00035		<0.001
2/21/2020		<0.001	0.000189 (J)		
2/22/2020	<0.001			0.00126	<0.001
4/14/2020				0.00142	
4/15/2020	0.000434 (J)	<0.001	0.000486 (J)		0.000192 (J)
10/23/2020	<0.001	0.000162 (J)	0.000176 (J)	0.00083 (J)	<0.001
3/15/2021	<0.001	<0.001	0.000169 (J)	0.000889 (J)	<0.001
10/6/2021	0.000171 (J)	<0.001	0.00023 (J)	0.00107	0.000161 (J)
3/14/2022	0.000227 (J)	<0.001	0.000267 (J)	0.000932 (J)	0.000224 (J)
10/3/2022	<0.001	<0.001	0.000308 (J)	0.000758 (J)	
10/4/2022					<0.001
4/17/2023				0.000545 (J)	<0.001
4/18/2023	<0.001	<0.001	0.000255 (J)		
10/26/2023	<0.001	<0.001	0.000225 (J)	0.000545 (J)	<0.001
3/18/2024				0.000569 (J)	
3/19/2024	<0.001	<0.001	0.000509 (J)		<0.001
9/30/2024				0.0009 (J)	
10/1/2024	0.000295 (J)	<0.001	0.000405 (J)		0.000245 (J)

ND substitution: RL or RL/2 if <15% NDs.

Time Series

Constituent: Lead (mg/L) Analysis Run 11/18/2024 4:08 PM

Plant Daniel Client: Southern Company Data: Plant Daniel Gypsum CCR

	MW-5	MW-6	MW-7	MW-8	MW-9
3/21/2016			<0.001	<0.001	<0.001
3/22/2016	<0.001	<0.001			
5/16/2016		<0.001	<0.001		<0.001
5/17/2016	<0.001			<0.001	
7/11/2016		<0.001	<0.001	<0.001	<0.001
7/12/2016	<0.001				
9/12/2016		<0.001	<0.001		
9/13/2016	<0.001			<0.001	<0.001
11/16/2016	<0.001	<0.001	<0.001		
11/17/2016				<0.001	<0.001
1/16/2017	<0.001	<0.001	<0.001		
1/17/2017				<0.001	<0.001
3/20/2017	<0.001	<0.001	<0.001	<0.001	<0.001
5/22/2017		<0.001	<0.001		
5/23/2017	<0.001			<0.001	<0.001
2/21/2020			0.000132 (J)	0.000128 (J)	0.00017 (J)
2/22/2020	<0.001	<0.001			
4/14/2020		<0.001	0.000165 (J)		
4/15/2020	0.000153 (J)			0.000147 (J)	0.000215 (J)
10/22/2020			<0.001	<0.001	<0.001
10/23/2020	<0.001	<0.001			
3/15/2021	<0.001	<0.001	<0.001	<0.001	0.000159 (J)
10/6/2021	<0.001	<0.001	0.00017 (J)	<0.001	<0.001
3/14/2022				<0.001	<0.001
3/15/2022	0.000592 (J)	<0.001	0.000368 (J)		
10/3/2022			0.000219 (J)	<0.001	<0.001
10/4/2022	<0.001	<0.001			
4/18/2023	<0.001	<0.001	0.000225 (J)	<0.001	<0.001
10/26/2023	<0.001	<0.001	0.000215 (J)		
10/27/2023				<0.001	<0.001
3/18/2024		<0.001	<0.001		
3/19/2024	<0.001				
3/20/2024				<0.001	<0.001
9/30/2024		<0.001	0.00042 (J)	<0.001	0.00025 (J)
10/1/2024	0.00023 (J)				

ND substitution: RL or RL/2 if <15% NDs.

Time Series

Constituent: Lithium (mg/L) Analysis Run 11/18/2024 4:08 PM

Plant Daniel Client: Southern Company Data: Plant Daniel Gypsum CCR

	MW-1 (bg)	MW-10 (bg)	MW-2 (bg)	MW-3	MW-4
3/22/2016	<0.005	0.0038	<0.005	<0.005	<0.005
5/16/2016		<0.005	<0.005	<0.005	<0.005
5/17/2016	<0.005				
7/11/2016			<0.005	<0.005	
7/12/2016	<0.005	<0.005			<0.005
9/12/2016				<0.005	
9/13/2016	<0.005	<0.005	<0.005		<0.005
11/16/2016				<0.005	<0.005
11/17/2016	<0.005	<0.005	<0.005		
1/16/2017	<0.005		<0.005	<0.005	<0.005
1/17/2017		<0.005			
3/20/2017	<0.005	<0.005	<0.005	<0.005	<0.005
5/22/2017				<0.005	
5/23/2017	<0.005	<0.005	<0.005		<0.005
2/21/2020		<0.005	<0.005		
2/22/2020	<0.005			<0.005	<0.005
10/23/2020	<0.005	<0.005	<0.005	<0.005	<0.005
3/15/2021	<0.005	<0.005	<0.005	<0.005	<0.005
10/6/2021	<0.005	<0.005	<0.005	<0.005	<0.005
3/14/2022	0.000867 (J)	0.00116 (J)	0.000994 (J)	0.00145 (J)	0.00205 (J)
10/3/2022	0.00108 (J)	<0.005	0.00133 (J)	0.00168 (J)	
10/4/2022					0.00206 (J)
4/17/2023				0.00208 (J)	<0.005
4/18/2023	<0.005	<0.005	<0.005		
10/26/2023	<0.005	<0.005	<0.005	<0.005	<0.005
3/18/2024				0.00202 (J)	
3/19/2024	<0.005	<0.005	0.00162 (J)		0.00225 (J)
9/30/2024				<0.005	
10/1/2024	<0.005	<0.005	<0.005		<0.005

ND substitution: RL or RL/2 if <15% NDs.

Time Series

Constituent: Lithium (mg/L) Analysis Run 11/18/2024 4:08 PM

Plant Daniel Client: Southern Company Data: Plant Daniel Gypsum CCR

	MW-5	MW-6	MW-7	MW-8	MW-9
3/21/2016			<0.005	<0.005	<0.005
3/22/2016	<0.005	<0.005			
5/16/2016		<0.005	<0.005		<0.005
5/17/2016	<0.005			<0.005	
7/11/2016		<0.005	<0.005	<0.005	<0.005
7/12/2016	<0.005				
9/12/2016		<0.005	<0.005		
9/13/2016	<0.005			<0.005	<0.005
11/16/2016	<0.005	<0.005	<0.005		
11/17/2016				<0.005	<0.005
1/16/2017	<0.005	<0.005	<0.005		
1/17/2017				<0.005	<0.005
3/20/2017	<0.005	<0.005	<0.005	<0.005	<0.005
5/22/2017		<0.005	<0.005		
5/23/2017	<0.005			<0.005	<0.005
2/21/2020			<0.005	<0.005	<0.005
2/22/2020	<0.005	<0.005			
10/22/2020			<0.005	<0.005	<0.005
10/23/2020	<0.005	<0.005			
3/15/2021	<0.005	<0.005	<0.005	<0.005	<0.005
10/6/2021	<0.005	<0.005	<0.005	<0.005	<0.005
3/14/2022				0.00105 (J)	0.0011 (J)
3/15/2022	0.00142 (J)	0.00191 (J)	0.00192 (J)		
10/3/2022			0.00179 (J)	0.000959 (J)	0.00106 (J)
10/4/2022	0.00138 (J)	0.00139 (J)			
4/18/2023	<0.005	<0.005	0.00271 (J)	<0.005	0.00209 (J)
10/26/2023	<0.005	<0.005	<0.005		
10/27/2023				<0.005	<0.005
3/18/2024		<0.005	0.00168 (J)		
3/19/2024	<0.005				
3/20/2024				<0.005	<0.005
9/30/2024		<0.005	<0.005	<0.005	<0.005
10/1/2024	<0.005				

ND substitution: RL or RL/2 if <15% NDs.

Time Series

Constituent: Mercury (mg/L) Analysis Run 11/18/2024 4:08 PM

Plant Daniel Client: Southern Company Data: Plant Daniel Gypsum CCR

	MW-1 (bg)	MW-10 (bg)	MW-2 (bg)	MW-3	MW-4
1/29/2015	9.9E-05 (J)		0.00012 (J)	0.00012 (J)	0.00012 (J)
3/3/2015	<0.0002		<0.0002	<0.0002	<0.0002
4/7/2015	<0.0002		<0.0002	<0.0002	<0.0002
5/14/2015	<0.0002		<0.0002	<0.0002	<0.0002
6/3/2015	<0.0002		<0.0002	8.5E-05 (J)	<0.0002
6/18/2015	<0.0002		<0.0002	<0.0002	<0.0002
6/30/2015	<0.0002		<0.0002	<0.0002	<0.0002
7/15/2015	<0.0002		<0.0002	<0.0002	<0.0002
1/11/2016	<0.0002		8.7E-05 (J)	8.8E-05 (J)	8.7E-05 (J)
3/22/2016	<0.0002 (*)	<0.0002 (*)	<0.0002 (*)	<0.0002 (*)	<0.0002 (*)
5/16/2016		<0.0002	<0.0002	<0.0002	<0.0002
5/17/2016	<0.0002				
7/11/2016			<0.0002	<0.0002	
7/12/2016	<0.0002	<0.0002			<0.0002
9/12/2016				<0.0002	
9/13/2016	<0.0002	<0.0002	<0.0002		<0.0002
11/16/2016				<0.0002	<0.0002
11/17/2016	<0.0002	<0.0002	<0.0002		
1/16/2017	<0.0002		<0.0002	<0.0002	<0.0002
1/17/2017		<0.0002			
3/20/2017	<0.0002	<0.0002	<0.0002	<0.0002	<0.0002
5/22/2017				<0.0002	
5/23/2017	<0.0002	<0.0002	<0.0002		<0.0002
11/27/2017	0.00031		<0.0002	<0.0002	0.00022
2/21/2020		<0.0002	<0.0002		
2/22/2020	<0.0002			<0.0002	<0.0002
10/23/2020	<0.0002	<0.0002	<0.0002	<0.0002	<0.0002
3/15/2021	<0.0002	<0.0002	<0.0002	<0.0002	<0.0002
10/6/2021	<0.0002	<0.0002	<0.0002	<0.0002	<0.0002
3/14/2022	<0.0002	<0.0002	<0.0002	<0.0002	<0.0002
10/3/2022	<0.0002	<0.0002	<0.0002	<0.0002	
10/4/2022					<0.0002
4/17/2023				<0.0002	<0.0002
4/18/2023	<0.0002	<0.0002	<0.0002		
10/26/2023	<0.0002	<0.0002	<0.0002	<0.0002	<0.0002
3/18/2024				<0.0002	
3/19/2024	<0.0002	<0.0002	<0.0002		<0.0002
9/30/2024				<0.0002	
10/1/2024	<0.0002	<0.0002	<0.0002		<0.0002

ND substitution: RL or RL/2 if <15% NDs.

Time Series

Constituent: Mercury (mg/L) Analysis Run 11/18/2024 4:08 PM

Plant Daniel Client: Southern Company Data: Plant Daniel Gypsum CCR

	MW-5	MW-6	MW-7	MW-8	MW-9
3/21/2016			<0.0002 (*)	<0.0002 (*)	<0.0002 (*)
3/22/2016	<0.0002 (*)	<0.0002 (*)			
5/16/2016		<0.0002	<0.0002		<0.0002
5/17/2016	<0.0002			<0.0002	
7/11/2016		<0.0002	<0.0002	<0.0002	<0.0002
7/12/2016	<0.0002				
9/12/2016		<0.0002	<0.0002		
9/13/2016	<0.0002			<0.0002	<0.0002
11/16/2016	<0.0002	<0.0002	<0.0002		
11/17/2016				<0.0002	<0.0002
1/16/2017	<0.0002	<0.0002	<0.0002		
1/17/2017				<0.0002	<0.0002
3/20/2017	<0.0002	<0.0002	<0.0002	<0.0002	<0.0002
5/22/2017		<0.0002	<0.0002		
5/23/2017	<0.0002			<0.0002	<0.0002
2/21/2020			<0.0002	<0.0002	<0.0002
2/22/2020	<0.0002	<0.0002			
10/22/2020			<0.0002	<0.0002	<0.0002
10/23/2020	<0.0002	<0.0002			
3/15/2021	<0.0002	<0.0002	<0.0002	<0.0002	<0.0002
10/6/2021	<0.0002	<0.0002	<0.0002	<0.0002	<0.0002
3/14/2022				<0.0002	<0.0002
3/15/2022	<0.0002	<0.0002	<0.0002		
10/3/2022			<0.0002	<0.0002	<0.0002
10/4/2022	<0.0002	0.00143			
4/18/2023	<0.0002	0.00242	<0.0002	<0.0002	<0.0002
10/26/2023	<0.0002	0.000149 (J)	<0.0002		
10/27/2023				<0.0002	<0.0002
3/18/2024		0.000163 (J)	<0.0002		
3/19/2024	<0.0002				
3/20/2024				<0.0002	<0.0002
9/30/2024		0.000774	<0.0002	<0.0002	<0.0002
10/1/2024	<0.0002				

ND substitution: RL or RL/2 if <15% NDs.

Time Series

Constituent: Molybdenum (mg/L) Analysis Run 11/18/2024 4:08 PM

Plant Daniel Client: Southern Company Data: Plant Daniel Gypsum CCR

	MW-1 (bg)	MW-10 (bg)	MW-2 (bg)	MW-3	MW-4
3/22/2016	<0.005	<0.005	<0.005	<0.005	<0.005
5/16/2016		<0.005	<0.005	<0.005	<0.005
5/17/2016	<0.005				
7/11/2016			<0.005	<0.005	
7/12/2016	<0.005	<0.005			<0.005
9/12/2016				<0.005	
9/13/2016	<0.005	<0.005	<0.005		<0.005
11/16/2016				<0.005	<0.005
11/17/2016	<0.005	<0.005	<0.005		
1/16/2017	<0.005		<0.005	<0.005	<0.005
1/17/2017		<0.005			
3/20/2017	<0.005 (*)	<0.005 (*)	<0.005	<0.005 (*)	<0.005
5/22/2017				<0.005	
5/23/2017	0.0043 (J)	<0.005	0.0023 (J)		<0.005
2/21/2020		<0.005	<0.005		
2/22/2020	<0.005			<0.005	<0.005
10/23/2020	<0.005	<0.005	<0.005	<0.005	<0.005
3/15/2021	<0.005	<0.005	<0.005	<0.005	<0.005
10/6/2021	<0.005	<0.005	<0.005	<0.005	<0.005
3/14/2022	<0.005	<0.005	<0.005	<0.005	<0.005
10/3/2022	<0.005	<0.005	<0.005	<0.005	
10/4/2022					<0.005
4/17/2023				<0.005	<0.005
4/18/2023	<0.005	<0.005	<0.005		
10/26/2023	<0.005	<0.005	<0.005	<0.005	<0.005
3/18/2024				<0.005	
3/19/2024	<0.005	<0.005	<0.005		<0.005
9/30/2024				<0.005	
10/1/2024	<0.005	<0.005	<0.005		<0.005

ND substitution: RL or RL/2 if <15% NDs.

Time Series

Constituent: Molybdenum (mg/L) Analysis Run 11/18/2024 4:08 PM

Plant Daniel Client: Southern Company Data: Plant Daniel Gypsum CCR

	MW-5	MW-6	MW-7	MW-8	MW-9
3/21/2016			<0.005	<0.005	<0.005
3/22/2016	<0.005	<0.005			
5/16/2016		<0.005	<0.005		<0.005
5/17/2016	<0.005			<0.005	
7/11/2016		<0.005	<0.005	<0.005	<0.005
7/12/2016	<0.005				
9/12/2016		<0.005	<0.005		
9/13/2016	<0.005			<0.005	<0.005
11/16/2016	<0.005	<0.005	<0.005		
11/17/2016				<0.005	<0.005
1/16/2017	<0.005	<0.005	<0.005		
1/17/2017				<0.005	<0.005
3/20/2017	<0.005	<0.005	<0.005	<0.005	<0.005
5/22/2017		<0.005	<0.005		
5/23/2017	<0.005			<0.005	<0.005
2/21/2020			<0.005	<0.005	<0.005
2/22/2020	<0.005	<0.005			
10/22/2020			<0.005	<0.005	<0.005
10/23/2020	<0.005	<0.005			
3/15/2021	<0.005	<0.005	<0.005	0.00192 (J)	<0.005
10/6/2021	<0.005	<0.005	<0.005	<0.005	<0.005
3/14/2022				<0.005	<0.005
3/15/2022	<0.005	<0.005	<0.005		
10/3/2022			<0.005	<0.005	<0.005
10/4/2022	<0.005	<0.005			
4/18/2023	<0.005	<0.005	<0.005	<0.005	<0.005
10/26/2023	<0.005	<0.005	<0.005		
10/27/2023				<0.005	<0.005
3/18/2024		<0.005	<0.005		
3/19/2024	<0.005				
3/20/2024				<0.005	<0.005
9/30/2024		<0.005	<0.005	<0.005	<0.005
10/1/2024	<0.005				

ND substitution: RL or RL/2 if <15% NDs.

Time Series

Constituent: pH (SU) Analysis Run 11/18/2024 4:08 PM

Plant Daniel Client: Southern Company Data: Plant Daniel Gypsum CCR

	MW-1 (bg)	MW-10 (bg)	MW-2 (bg)	MW-3	MW-4
1/29/2015	5.84		5.68	4.63	5.09
3/3/2015	5.7		5.61	4.69	5.05
4/7/2015	5.39		5.43	4.46	4.87
5/14/2015	5.26		5.37	4.5	4.88
6/3/2015	5.37		5.29	4.45	4.82
6/18/2015	5.23		5.22	4.51	4.95
6/30/2015	5.28		5.07	4.48	4.86
7/15/2015	5.08		5.17	4.7	4.88
1/11/2016	5.42		4.96	4.9	5.17
3/22/2016	4.97	5.34	4.81	4.51	4.87
5/16/2016		5.48	4.82	4.54	4.95
5/17/2016	5.33				
7/11/2016			4.88	4.59	
7/12/2016	4.78	4.95			4.82
9/12/2016				4.46	
9/13/2016	4.83	4.95	4.86		4.82
11/16/2016				4.34	4.71
11/17/2016	4.66	4.86	4.79		
1/16/2017	4.85		4.79	4.39	4.82
1/17/2017		5.18			
3/20/2017	4.88	4.97	4.87	4.26	4.69
5/22/2017				4.44	
5/23/2017	4.8	4.91	4.84		4.74
10/17/2017				4.51	
10/18/2017	5.55	4.97	4.92		4.78
6/1/2018		5.07			
6/2/2018	5.18		4.88	4.51	4.92
11/7/2018				4.46	
11/8/2018	5.15	5.09	4.92		4.91
4/19/2019	4.89	5.13	4.85	4.38	4.91
9/25/2019	4.83	4.9	4.79	4.27	4.79
2/21/2020		5.05	4.82		
2/22/2020	4.83			4.39	4.95
4/14/2020				4.36	
4/15/2020	4.78	4.98	4.9		4.9
10/23/2020	4.78	4.9	4.8	4.72	4.89
3/15/2021	4.81	4.93	4.83	4.56	4.87
10/6/2021	4.9	5.03	4.89	4.36	4.77
3/14/2022	4.65	4.88	4.62	4.47	4.84
10/3/2022	4.92	5.13	4.75	4.38	
10/4/2022					4.76
4/17/2023				4.4	4.61
4/18/2023	4.8	4.84	4.61		
10/26/2023	5.05	5.35	4.96	4.44	4.67
3/18/2024				4.58	
3/19/2024	4.94	5.22	4.84		4.78
9/30/2024				4.52	
10/1/2024	4.86	5.23	4.75		4.68

Time Series

Constituent: pH (SU) Analysis Run 11/18/2024 4:08 PM

Plant Daniel Client: Southern Company Data: Plant Daniel Gypsum CCR

	MW-5	MW-6	MW-7	MW-8	MW-9
3/21/2016			4.46	4.97	4.85
3/22/2016	4.79	4.68			
5/16/2016		4.73	4.55		5.01
5/17/2016	4.81			4.5	
7/11/2016		4.71	5.16	4.51	4.87
7/12/2016	4.71				
9/12/2016		4.63	4.44		
9/13/2016	4.76			4.71	4.92
11/16/2016	4.65	4.57	4.36		
11/17/2016				4.49	4.82
1/16/2017	4.76	4.61	4.47		
1/17/2017				4.77	4.89
3/20/2017	4.61	4.49	4.22	4.54	4.92
5/22/2017		4.61	4.38		
5/23/2017	4.73			7.14 (o)	4.86
10/18/2017	5.07	4.63	4.49	4.81	4.96
12/15/2017	4.86 (R)				
6/1/2018			4.54	4.66	5.02
6/2/2018	4.87	4.75			
11/7/2018			4.48	4.54	
11/8/2018	4.9	4.69			4.98
4/19/2019	4.86	4.72	4.51	4.63	4.94
9/24/2019				4.57	4.86
9/25/2019	4.82	4.67	4.47		
2/21/2020			4.44	4.57	4.78
2/22/2020		4.78			
4/14/2020		4.75	4.73		
4/15/2020	4.74			4.69	4.87
10/22/2020			4.59	4.7	4.86
10/23/2020	4.91	4.72			
3/15/2021	4.85	4.69	4.52	4.78	4.88
10/6/2021	5.05	4.56	4.35	4.86	4.98
3/14/2022				4.65	4.76
3/15/2022	4.92	4.64	4.24		
10/3/2022			4.37	4.82	4.95
10/4/2022	4.84	4.62			
4/18/2023	4.58	4.56	4.32	4.66	4.75
10/26/2023	4.96	4.65	4.39		
10/27/2023				4.73	4.91
3/18/2024		4.77	4.48		
3/19/2024	4.97				
3/20/2024				4.84	5.01
9/30/2024		4.56	4.34	4.67	4.9
10/1/2024	4.88				

Time Series

Constituent: Selenium (mg/L) Analysis Run 11/18/2024 4:08 PM

Plant Daniel Client: Southern Company Data: Plant Daniel Gypsum CCR

	MW-1 (bg)	MW-10 (bg)	MW-2 (bg)	MW-3	MW-4
1/29/2015	<0.005		<0.005	<0.005	<0.005
3/3/2015	<0.005		<0.005	<0.005	<0.005
4/7/2015	<0.005		<0.005	<0.005	<0.005
5/14/2015	<0.005		<0.005	<0.005	<0.005
6/3/2015	0.0046 (J)		<0.005	<0.005	<0.005
6/18/2015	<0.005		<0.005	0.0056 (J)	<0.005
6/30/2015	<0.005		0.0059 (J)	0.0062 (J)	0.0044 (J)
7/15/2015	<0.005		<0.005	<0.005	<0.005
1/11/2016	<0.005		<0.005	<0.005	<0.005
3/22/2016	0.00065 (J)	<0.005	<0.005	<0.005	<0.005
5/16/2016		<0.005	<0.005	<0.005	<0.005
5/17/2016	<0.005				
7/11/2016			<0.005	<0.005	
7/12/2016	0.00032 (J)	<0.005			<0.005
9/12/2016				<0.005	
9/13/2016	<0.005 (*)	<0.005	<0.005		<0.005
11/16/2016				<0.005	<0.005
11/17/2016	<0.005	<0.005	<0.005		
1/16/2017	<0.005		<0.005	<0.005	<0.005
1/17/2017		<0.005			
3/20/2017	0.0027	0.0027	<0.005	<0.005 (*)	<0.005
5/22/2017				<0.005	
5/23/2017	0.0022	<0.005	0.00082 (J)		<0.005
11/27/2017	0.007		0.0071	<0.005	<0.005
2/21/2020		<0.005	<0.005		
2/22/2020	<0.005			<0.005	<0.005
10/23/2020	<0.005	<0.005	<0.005	<0.005	<0.005
3/15/2021	<0.005	<0.005	<0.005	<0.005	<0.005
10/6/2021	<0.005	<0.005	<0.005	<0.005	<0.005
3/14/2022	<0.005	<0.005	<0.005	<0.005	<0.005
10/3/2022	<0.005	<0.005	0.000773 (J)	<0.005	
10/4/2022					<0.005
4/17/2023				<0.005	<0.005
4/18/2023	<0.005	<0.005	<0.005		
10/26/2023	<0.005	<0.005	<0.005	<0.005	<0.005
3/18/2024				<0.005	
3/19/2024	<0.005	<0.005	0.00142 (J)		<0.005
9/30/2024				<0.005	
10/1/2024	<0.005	<0.005	<0.005		<0.005

ND substitution: RL or RL/2 if <15% NDs.

Time Series

Constituent: Selenium (mg/L) Analysis Run 11/18/2024 4:08 PM

Plant Daniel Client: Southern Company Data: Plant Daniel Gypsum CCR

	MW-5	MW-6	MW-7	MW-8	MW-9
3/21/2016			<0.005	<0.005	<0.005
3/22/2016	<0.005	<0.005			
5/16/2016		<0.005	<0.005		0.00031 (J)
5/17/2016	<0.005			<0.005	
7/11/2016		<0.005	<0.005	<0.005	0.0004 (J)
7/12/2016	<0.005				
9/12/2016		<0.005	<0.005		
9/13/2016	<0.005			<0.005	<0.005 (*)
11/16/2016	<0.005	<0.005	<0.005		
11/17/2016				<0.005	<0.005
1/16/2017	<0.005	<0.005	<0.005		
1/17/2017				<0.005	<0.005
3/20/2017	<0.005	<0.005	<0.005	<0.005	<0.005
5/22/2017		<0.005	<0.005		
5/23/2017	0.0003 (J)			<0.005	<0.005
2/21/2020			<0.005	<0.005	<0.005
2/22/2020	<0.005	<0.005			
10/22/2020			<0.005	<0.005	<0.005
10/23/2020	<0.005	<0.005			
3/15/2021	<0.005	<0.005	<0.005	<0.005	<0.005
10/6/2021	<0.005	<0.005	<0.005	<0.005	<0.005
3/14/2022				<0.005	<0.005
3/15/2022	<0.005	<0.005	<0.005		
10/3/2022			<0.005	<0.005	<0.005
10/4/2022	<0.005	<0.005			
4/18/2023	<0.005	<0.005	<0.005	<0.005	<0.005
10/26/2023	<0.005	<0.005	<0.005		
10/27/2023				<0.005	<0.005
3/18/2024		<0.005	<0.005		
3/19/2024	<0.005				
3/20/2024				<0.005	<0.005
9/30/2024		<0.005	<0.005	<0.005	<0.005
10/1/2024	<0.005				

ND substitution: RL or RL/2 if <15% NDs.

Time Series

Constituent: Sulfate (mg/L) Analysis Run 11/18/2024 4:08 PM

Plant Daniel Client: Southern Company Data: Plant Daniel Gypsum CCR

	MW-1 (bg)	MW-10 (bg)	MW-2 (bg)	MW-3	MW-4
1/29/2015	2.4 (J)		<1	<1.4	<5
3/3/2015	3.2 (J)		<1	<1.4	<5
4/7/2015	2.6 (J)		<1	<1.4	<5
5/14/2015	3 (J)		<1	<1.4	<5
6/3/2015	2.8 (J)		<1	<1.4	<5
6/18/2015	3.9 (J)		<1	<1.4	<5
6/30/2015	2.9 (J)		<1	<1.4	<5
7/15/2015	2.6 (J)		<1	<1.4	<5
1/11/2016	4.5 (J)		<1	<1.4	<5
3/22/2016	4 (J)	<1	<1	<1.4	<5
5/16/2016		<1	<1	<1.4	<5
5/17/2016	4.1 (J)				
7/11/2016			1.4 (J)	<1.4	
7/12/2016	5.2	<1			<5
9/12/2016				<1.4	
9/13/2016	5.5	1.6 (J)	<1		<5
11/16/2016				<1.4	<5
11/17/2016	5.9	<1	<1		
1/16/2017	6.6		<1	<1.4	<5
1/17/2017		<1			
3/20/2017	<6.6	<1	<1	<1.4	<5
5/22/2017				<1.4	
5/23/2017	6	<1	<1		<5
10/17/2017				<1.4	
10/18/2017	8	<1	<1		<5
11/27/2017	9.5		3.1	2.9	4.1
12/16/2017	7.7 (RS)				
6/1/2018		2.1 (J)			
6/2/2018	12		<1	<1.4	1.9 (J)
11/7/2018				2.1 (J)	
11/8/2018	10	<1	<1		1.8 (J)
4/19/2019	10.1	0.702 (J)	0.468 (J)	19.5	2.1
6/7/2019	8.98			19.2	
9/25/2019	8.87	0.648 (J)	0.436 (J)	65.1 (o)	2.3
11/29/2019	9.09			107 (o)	
4/14/2020				194 (o)	
4/15/2020	9.84	<1	<1		2
10/23/2020	8.82	0.515 (J)	0.405 (J)	142 (o)	1.75
3/15/2021	9.05	<1	<1	116 (o)	1.94
10/6/2021	10.3	<1	<1	2.93	1.97
3/14/2022	9.59	<1	0.861 (J)	2.2	2.04
10/3/2022	8.36	3.38	<1	1.25	
10/4/2022					1.86
4/17/2023				1.58	2.15
4/18/2023	7.46	3.39	0.784 (J)		
10/26/2023	9.32	4.98	1.05	1.97	3.13
3/18/2024				14.8	
3/19/2024	9.25	5	0.888 (J)		3
9/30/2024				32.1	
10/1/2024	8.2	5.13	0.763 (J)		2.64

ND substitution: RL or RL/2 if <15% NDs.

Time Series

Constituent: Sulfate (mg/L) Analysis Run 11/18/2024 4:08 PM

Plant Daniel Client: Southern Company Data: Plant Daniel Gypsum CCR

	MW-5	MW-6	MW-7	MW-8	MW-9
3/21/2016			<1	<1	<1
3/22/2016	<5	2.9 (J)			
5/16/2016		2.7 (J)	<1		1.7 (J)
5/17/2016	<5			<1	
7/11/2016		2.5 (J)	<1	<1	1.5 (J)
7/12/2016	<5				
9/12/2016		2.8 (J)	<1		
9/13/2016	<5			<1	1.5 (J)
11/16/2016	<5	3.1 (J)	<1		
11/17/2016				<1	<1
1/16/2017	<5	2.1	<1		
1/17/2017				<1	<1
3/20/2017	<5	<5	<1	<1	<1
5/22/2017		1.9 (J)	<1		
5/23/2017	<5			<1	<1
10/18/2017	<5	<5	<1	<1	<1
6/1/2018			<1	1.4 (J)	3.3 (J)
6/2/2018	3.4 (J)	1.8 (J)			
11/7/2018			<1	<1	
11/8/2018	3.1 (J)	1.6 (J)			1.8 (J)
4/19/2019	3.82	1.96	0.449 (J)	0.906 (J)	2.3
9/25/2019	3.52	1.98	1.57	<1	<1
4/14/2020		1.85	<1		
4/15/2020	3.38			<1	1.64
10/22/2020			<1	0.657 (J)	1.46
10/23/2020	3.33	1.75			
3/15/2021	3.42	1.8	<1	1.2	1.37
10/6/2021	6.05	0.802 (J)	<1	4.11	2.4
3/14/2022				3.09	1.58
3/15/2022	5.54	0.791 (J)	<1		
10/3/2022			<1	3.06	2.45
10/4/2022	6.61	0.791 (J)			
4/18/2023	7.27	1.23	<1	2.83	2.88
10/26/2023	7.15	1.95	<1		
10/27/2023				2.55	3.34
3/18/2024		6.3	<1		
3/19/2024	5.39				
3/20/2024				2.34	2.68
9/30/2024		1.76	<1	1.93	3.05
10/1/2024	5.25				

ND substitution: RL or RL/2 if <15% NDs.

Time Series

Constituent: Thallium (mg/L) Analysis Run 11/18/2024 4:08 PM

Plant Daniel Client: Southern Company Data: Plant Daniel Gypsum CCR

	MW-1 (bg)	MW-10 (bg)	MW-2 (bg)	MW-3	MW-4
3/22/2016	9E-05 (J)	<0.001	<0.001	<0.001	<0.001
5/16/2016		<0.001	<0.001	<0.001	<0.001
5/17/2016	<0.001				
7/11/2016			<0.001	<0.001	
7/12/2016	<0.001	<0.001			<0.001
9/12/2016				<0.001	
9/13/2016	<0.001	<0.001	<0.001		<0.001
11/16/2016				<0.001	<0.001
11/17/2016	<0.001	<0.001	<0.001		
1/16/2017	<0.001		<0.001	<0.001	<0.001
1/17/2017		<0.001			
3/20/2017	<0.001	<0.001	<0.001	<0.001	<0.001
5/22/2017				<0.001	
5/23/2017	9E-05 (J)	<0.001	<0.001		<0.001
2/21/2020		<0.001	<0.001		
2/22/2020	<0.001			<0.001	<0.001
10/23/2020	<0.001	0.00039 (J)	0.000234 (J)	<0.001	<0.001
3/15/2021	<0.001	<0.001	<0.001	<0.001	<0.001
10/6/2021	0.000249 (J)	<0.001	0.000191 (J)	0.000269 (J)	<0.001
3/14/2022	<0.001	<0.001	<0.001	<0.001	<0.001
10/3/2022	<0.001	<0.001	<0.001	<0.001	
10/4/2022					<0.001
4/17/2023				<0.001	<0.001
4/18/2023	<0.001	<0.001	<0.001		
10/26/2023	<0.001	<0.001	<0.001	<0.001	<0.001
3/18/2024				<0.001	
3/19/2024	0.000541 (J)	<0.001	0.000892 (J)		<0.001
9/30/2024				<0.001	
10/1/2024	<0.001	<0.001	<0.001		<0.001

ND substitution: RL or RL/2 if <15% NDs.

Time Series

Constituent: Thallium (mg/L) Analysis Run 11/18/2024 4:08 PM

Plant Daniel Client: Southern Company Data: Plant Daniel Gypsum CCR

	MW-5	MW-6	MW-7	MW-8	MW-9
3/21/2016			<0.001	<0.001	<0.001
3/22/2016	<0.001	<0.001			
5/16/2016		<0.001	<0.001		<0.001
5/17/2016	<0.001			<0.001	
7/11/2016		<0.001	<0.001	<0.001	<0.001
7/12/2016	<0.001				
9/12/2016		<0.001	<0.001		
9/13/2016	<0.001			<0.001	<0.001
11/16/2016	<0.001	<0.001	<0.001		
11/17/2016				<0.001	<0.001
1/16/2017	<0.001	<0.001	<0.001		
1/17/2017				<0.001	<0.001
3/20/2017	<0.001	<0.001	<0.001	<0.001	<0.001
5/22/2017		<0.001	<0.001		
5/23/2017	<0.001			<0.001	<0.001
2/21/2020			<0.001	<0.001	<0.001
2/22/2020	<0.001	<0.001			
10/22/2020			<0.001	<0.001	<0.001
10/23/2020	<0.001	<0.001			
3/15/2021	<0.001	<0.001	<0.001	<0.001	<0.001
10/6/2021	0.000231 (J)	<0.001	<0.001	<0.001	<0.001
3/14/2022				<0.001	<0.001
3/15/2022	<0.001	<0.001	<0.001		
10/3/2022			<0.001	<0.001	<0.001
10/4/2022	<0.001	<0.001			
4/18/2023	<0.001	<0.001	<0.001	<0.001	<0.001
10/26/2023	<0.001	<0.001	<0.001		
10/27/2023				<0.001	<0.001
3/18/2024		<0.001	<0.001		
3/19/2024	<0.001				
3/20/2024				<0.001	<0.001
9/30/2024		<0.001	<0.001	<0.001	<0.001
10/1/2024	<0.001				

ND substitution: RL or RL/2 if <15% NDs.

Time Series

Constituent: Total Dissolved Solids (mg/L) Analysis Run 11/18/2024 4:08 PM

Plant Daniel Client: Southern Company Data: Plant Daniel Gypsum CCR

	MW-1 (bg)	MW-10 (bg)	MW-2 (bg)	MW-3	MW-4
3/22/2016	60	26	28	22	26
5/16/2016		44	18	52	28
5/17/2016	90				
7/11/2016			4 (J)	16	
7/12/2016	56	<5			24
9/12/2016				30	
9/13/2016	88	24	26		32
11/16/2016				42	60
11/17/2016	80	38	36		
1/16/2017	68		12	42	32
1/17/2017		20			
3/20/2017	12	6	<3.4	12	<5
5/22/2017				34	
5/23/2017	54	40	26		48
10/17/2017				60	
10/18/2017	70	20	32		54
6/1/2018		28			
6/2/2018	20		<3.4	<3.4	32
11/7/2018				42	
11/8/2018	30	68	68		14
4/19/2019	38	20	29	83	43
6/7/2019				76	
9/25/2019	52	29	27	143 (o)	44
11/29/2019				180 (o)	
4/14/2020				299 (o)	
4/15/2020	43	22	32		31
10/23/2020	36	29	27	244 (o)	32
3/15/2021	36	22	30	201 (o)	27
10/6/2021	51	39	35	80	33
3/14/2022	38	26	29	42	16
10/3/2022	64	33	41	61	
10/4/2022					36
4/17/2023				42	34
4/18/2023	37	34	35		
10/26/2023	31	23	15	29	13
3/18/2024				57	
3/19/2024	18	20	23		16
9/30/2024				71	
10/1/2024	19	33	37		33

ND substitution: RL or RL/2 if <15% NDs.

Time Series

Constituent: Total Dissolved Solids (mg/L) Analysis Run 11/18/2024 4:08 PM

Plant Daniel Client: Southern Company Data: Plant Daniel Gypsum CCR

	MW-5	MW-6	MW-7	MW-8	MW-9
3/21/2016			52	42	30
3/22/2016	36	<3.4			
5/16/2016		24	44		32
5/17/2016	36			38	
7/11/2016		14	22	14	24
7/12/2016	34				
9/12/2016		26	24		
9/13/2016	34			40	34
11/16/2016	56	40	52		
11/17/2016				40	52
1/16/2017	32	32	32		
1/17/2017				36	<5
3/20/2017	20	10	16	<5	14
5/22/2017		30	48		
5/23/2017	32			44	36
10/18/2017	50	28	50	28	34
6/1/2018			42	60	42
6/2/2018	<10	<3.4			
11/7/2018			54	40	
11/8/2018	22	12			30
4/19/2019	34	26	36	71	23
9/25/2019	42	46	42	61	33
4/14/2020		26	30		
4/15/2020	26			53	28
10/22/2020			35	42	35
10/23/2020	31	25			
3/15/2021	32	29	32	39	31
10/6/2021	27	38	53	36	37
3/14/2022				23	56
3/15/2022	12	24	54		
10/3/2022			79	40	31
10/4/2022	41	28			
4/18/2023	29	32	53	35	23
10/26/2023	<10	12	36		
10/27/2023				19	19
3/18/2024		23	46		
3/19/2024	<10				
3/20/2024				17	21
9/30/2024		21	14	27	25
10/1/2024	23				

ND substitution: RL or RL/2 if <15% NDs.

Box Plots

Box & Whiskers Plot

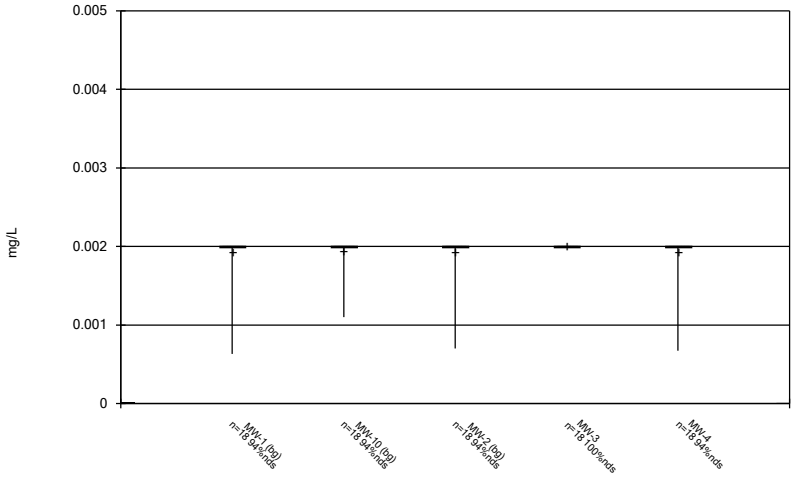

Constituent: Antimony Analysis Run 11/18/2024 4:09 PM

Plant Daniel Client: Southern Company Data: Plant Daniel Gypsum CCR

Sanitas™ v.10.0.23 Sanitas software utilized by Groundwater Stats Consulting. UG

Box & Whiskers Plot

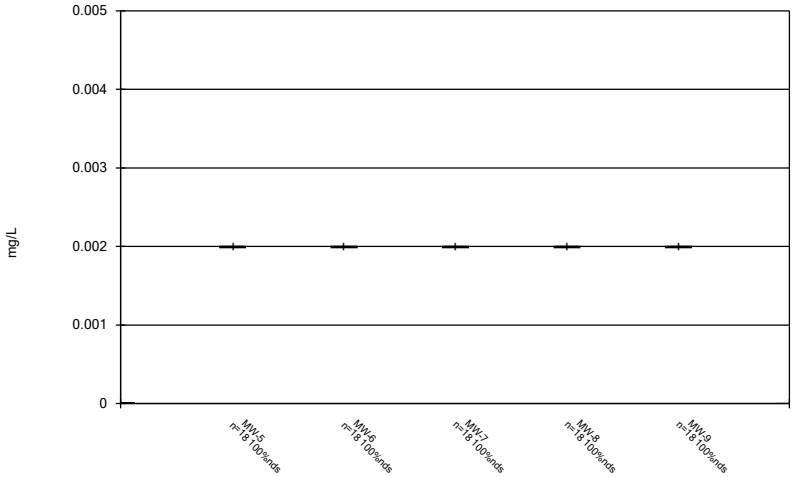

Constituent: Antimony Analysis Run 11/18/2024 4:09 PM

Plant Daniel Client: Southern Company Data: Plant Daniel Gypsum CCR

Sanitas™ v.10.0.23 Sanitas software utilized by Groundwater Stats Consulting. UG

Box & Whiskers Plot

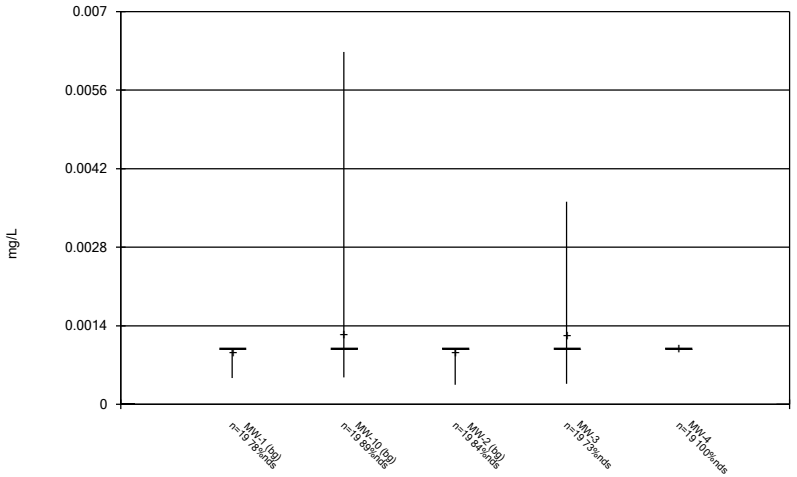

Constituent: Arsenic Analysis Run 11/18/2024 4:09 PM

Plant Daniel Client: Southern Company Data: Plant Daniel Gypsum CCR

Sanitas™ v.10.0.23 Sanitas software utilized by Groundwater Stats Consulting. UG

Box & Whiskers Plot

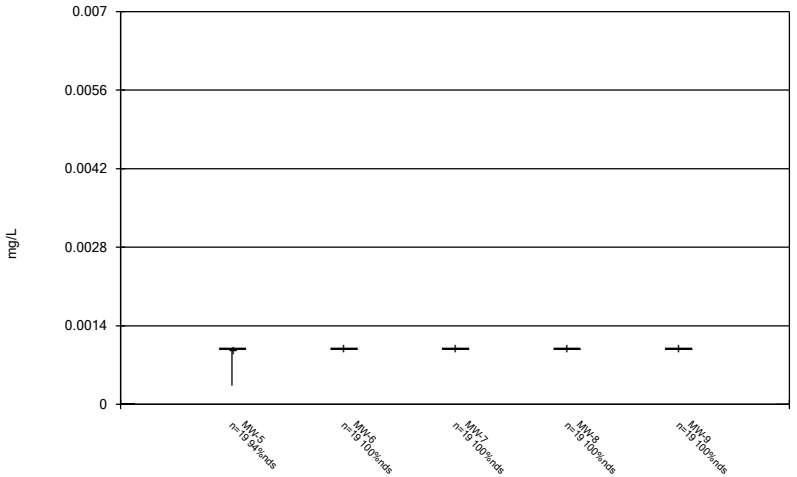

Constituent: Arsenic Analysis Run 11/18/2024 4:09 PM

Plant Daniel Client: Southern Company Data: Plant Daniel Gypsum CCR

Box & Whiskers Plot

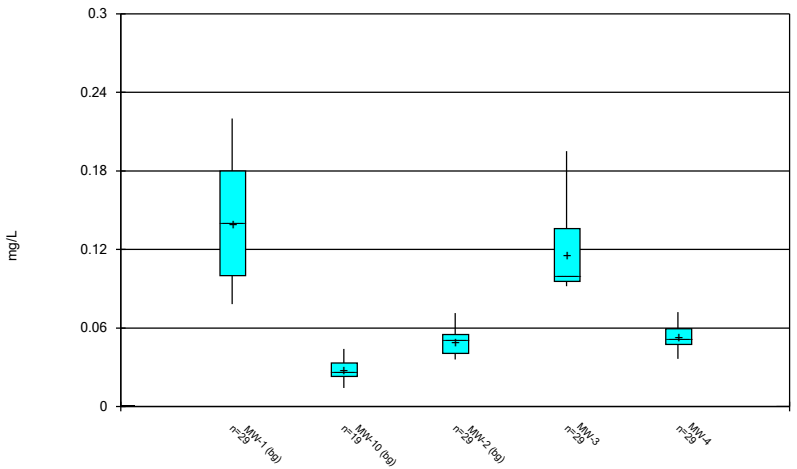

Constituent: Barium Analysis Run 11/18/2024 4:09 PM

Plant Daniel Client: Southern Company Data: Plant Daniel Gypsum CCR

Sanitas™ v.10.0.23 Sanitas software utilized by Groundwater Stats Consulting. UG

Box & Whiskers Plot

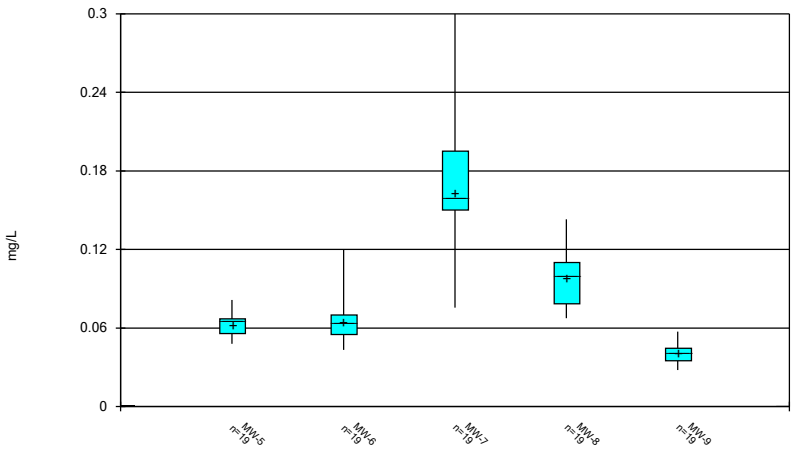

Constituent: Barium Analysis Run 11/18/2024 4:09 PM

Plant Daniel Client: Southern Company Data: Plant Daniel Gypsum CCR

Sanitas™ v.10.0.23 Sanitas software utilized by Groundwater Stats Consulting. UG

Box & Whiskers Plot

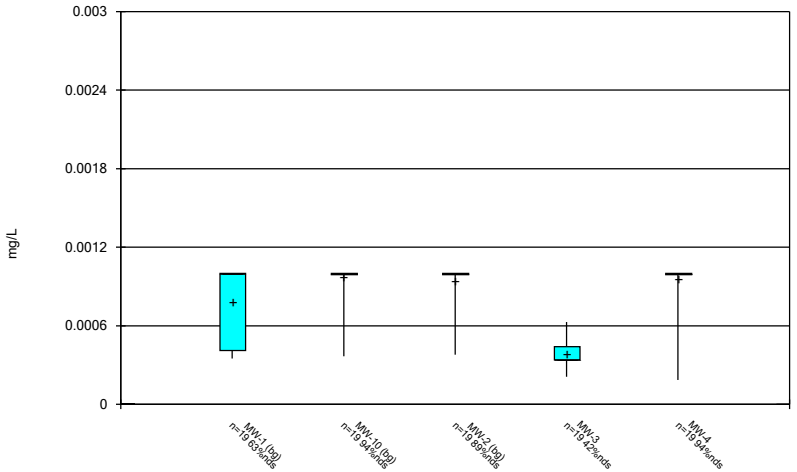

Constituent: Beryllium Analysis Run 11/18/2024 4:09 PM

Plant Daniel Client: Southern Company Data: Plant Daniel Gypsum CCR

Sanitas™ v.10.0.23 Sanitas software utilized by Groundwater Stats Consulting. UG

Box & Whiskers Plot

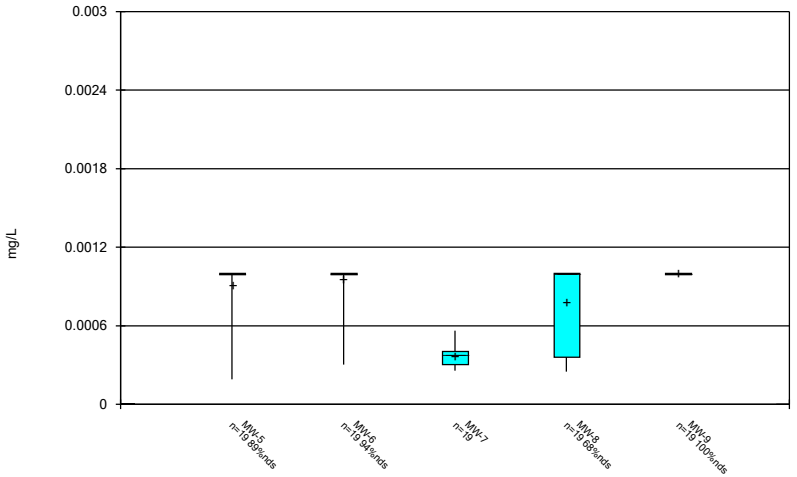

Constituent: Beryllium Analysis Run 11/18/2024 4:09 PM

Plant Daniel Client: Southern Company Data: Plant Daniel Gypsum CCR

Box & Whiskers Plot

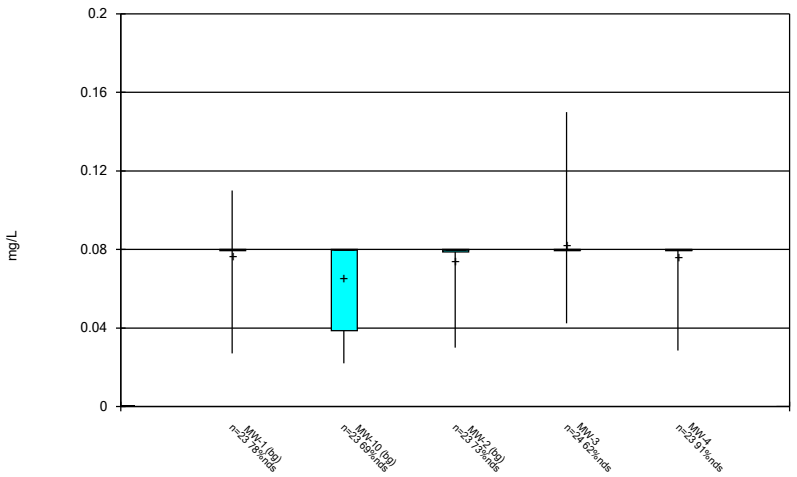

Constituent: Boron Analysis Run 11/18/2024 4:09 PM

Plant Daniel Client: Southern Company Data: Plant Daniel Gypsum CCR

Sanitas™ v.10.0.23 Sanitas software utilized by Groundwater Stats Consulting. UG

Box & Whiskers Plot

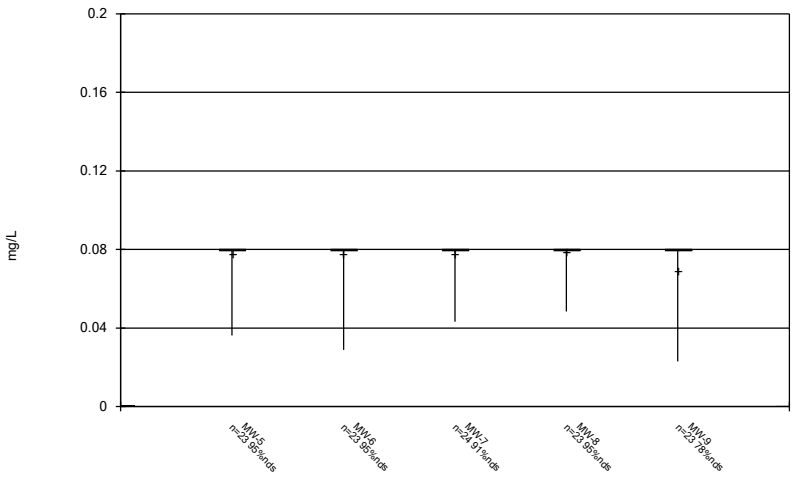

Constituent: Boron Analysis Run 11/18/2024 4:09 PM

Plant Daniel Client: Southern Company Data: Plant Daniel Gypsum CCR

Sanitas™ v.10.0.23 Sanitas software utilized by Groundwater Stats Consulting. UG

Box & Whiskers Plot

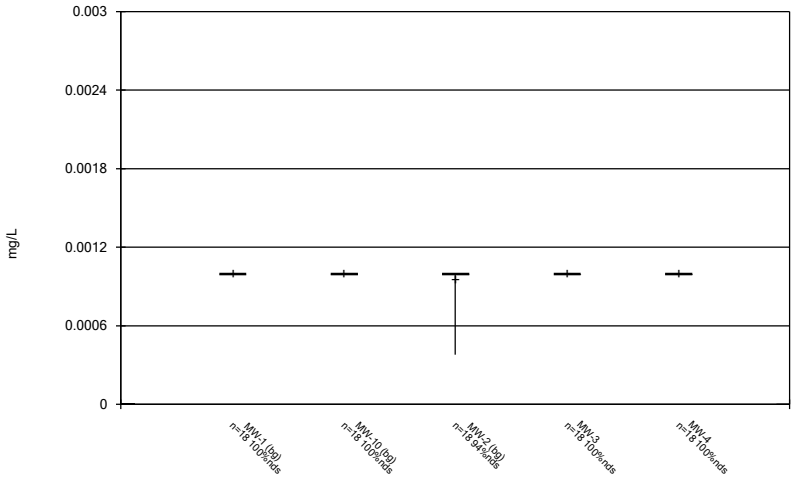

Constituent: Cadmium Analysis Run 11/18/2024 4:09 PM

Plant Daniel Client: Southern Company Data: Plant Daniel Gypsum CCR

Sanitas™ v.10.0.23 Sanitas software utilized by Groundwater Stats Consulting. UG

Box & Whiskers Plot

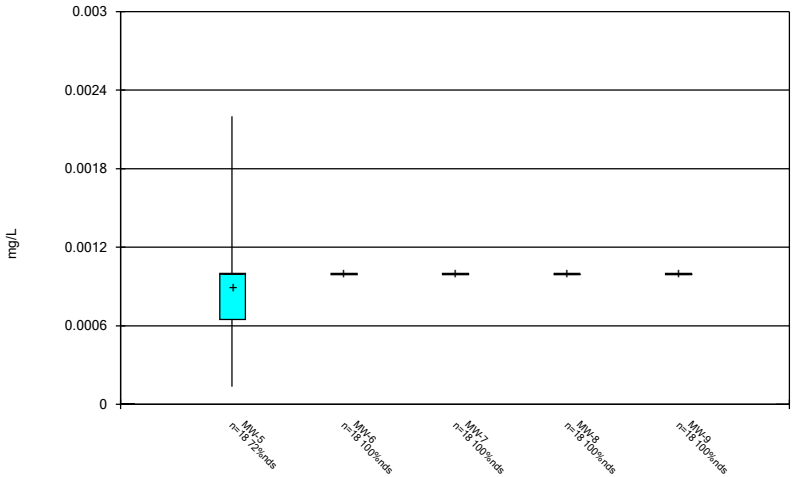

Constituent: Cadmium Analysis Run 11/18/2024 4:09 PM

Plant Daniel Client: Southern Company Data: Plant Daniel Gypsum CCR

Box & Whiskers Plot

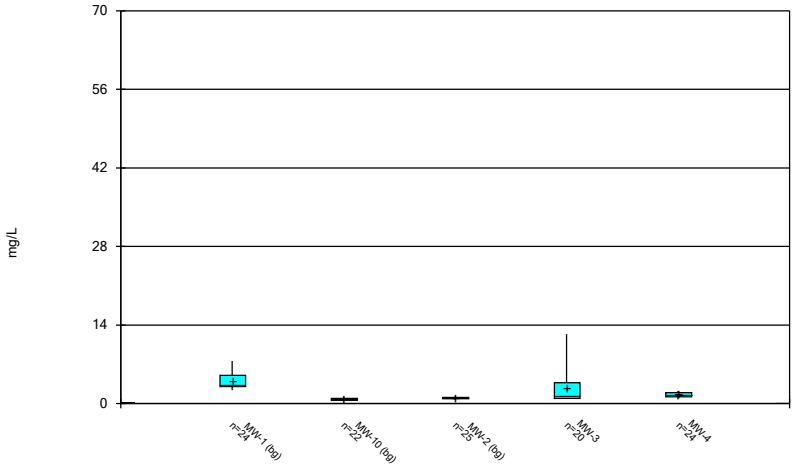

Constituent: Calcium Analysis Run 11/18/2024 4:09 PM

Plant Daniel Client: Southern Company Data: Plant Daniel Gypsum CCR

Sanitas™ v.10.0.23 Sanitas software utilized by Groundwater Stats Consulting. UG

Box & Whiskers Plot

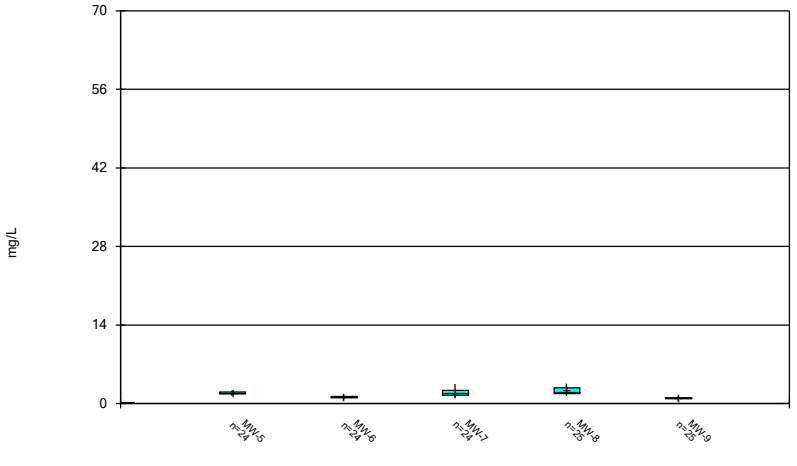

Constituent: Calcium Analysis Run 11/18/2024 4:09 PM

Plant Daniel Client: Southern Company Data: Plant Daniel Gypsum CCR

Sanitas™ v.10.0.23 Sanitas software utilized by Groundwater Stats Consulting. UG

Box & Whiskers Plot

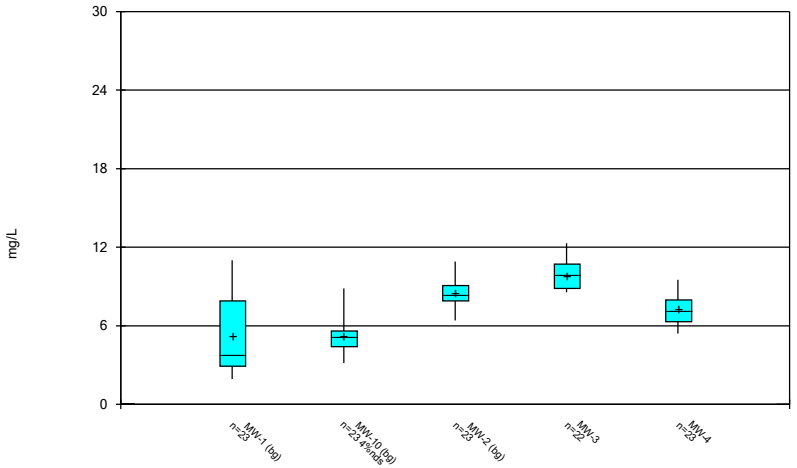

Constituent: Chloride Analysis Run 11/18/2024 4:09 PM

Plant Daniel Client: Southern Company Data: Plant Daniel Gypsum CCR

Sanitas™ v.10.0.23 Sanitas software utilized by Groundwater Stats Consulting. UG

Box & Whiskers Plot

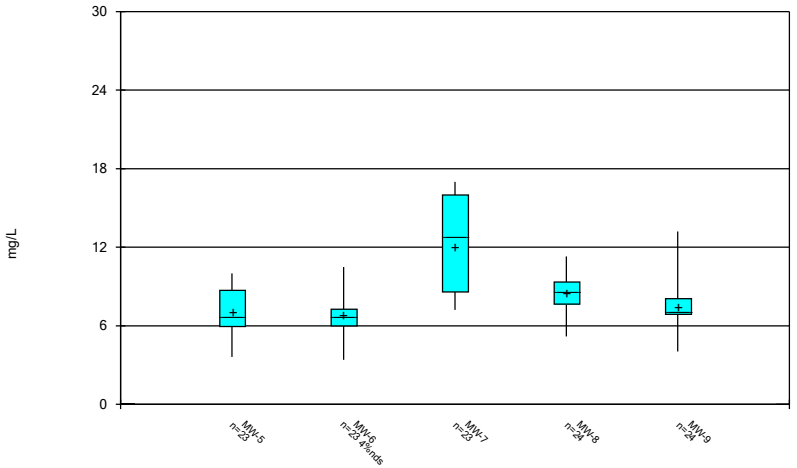

Constituent: Chloride Analysis Run 11/18/2024 4:09 PM

Plant Daniel Client: Southern Company Data: Plant Daniel Gypsum CCR

Box & Whiskers Plot

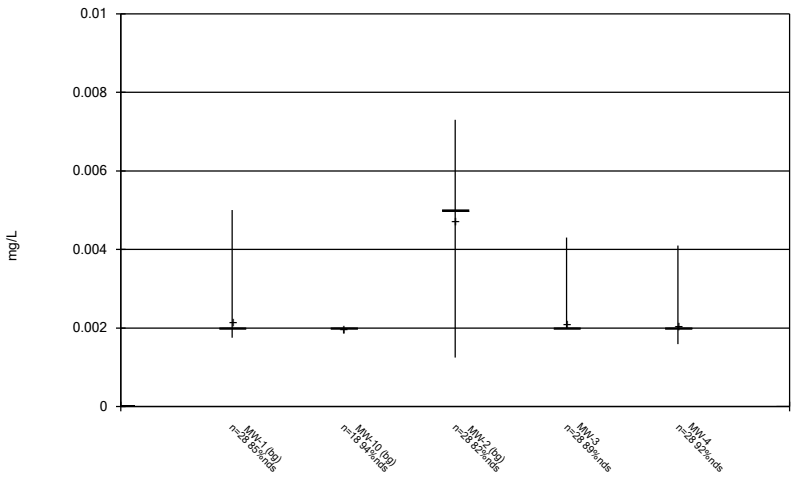

Constituent: Chromium Analysis Run 11/18/2024 4:09 PM

Plant Daniel Client: Southern Company Data: Plant Daniel Gypsum CCR

Sanitas™ v.10.0.23 Sanitas software utilized by Groundwater Stats Consulting. UG

Box & Whiskers Plot

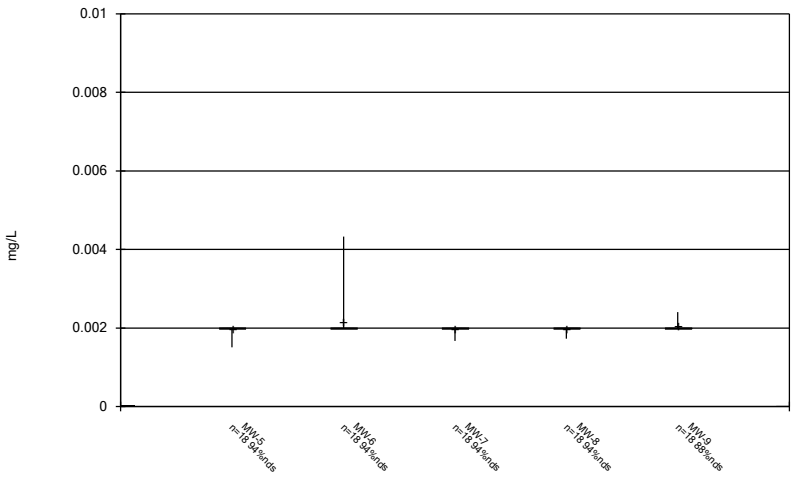

Constituent: Chromium Analysis Run 11/18/2024 4:09 PM

Plant Daniel Client: Southern Company Data: Plant Daniel Gypsum CCR

Sanitas™ v.10.0.23 Sanitas software utilized by Groundwater Stats Consulting. UG

Box & Whiskers Plot

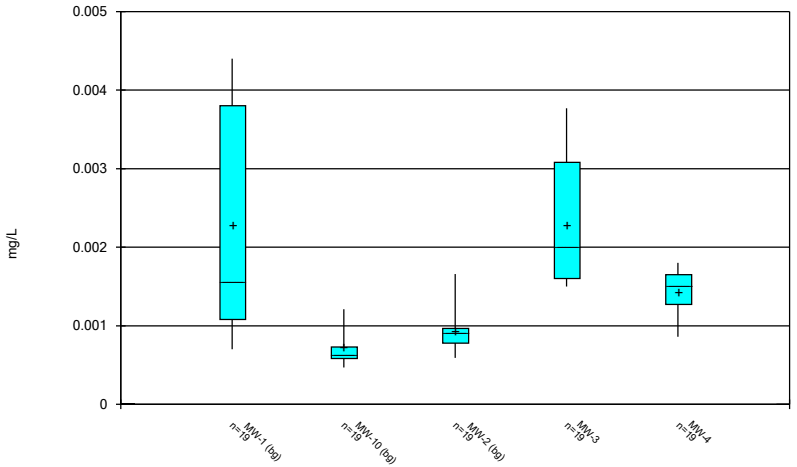

Constituent: Cobalt Analysis Run 11/18/2024 4:10 PM

Plant Daniel Client: Southern Company Data: Plant Daniel Gypsum CCR

Sanitas™ v.10.0.23 Sanitas software utilized by Groundwater Stats Consulting. UG

Box & Whiskers Plot

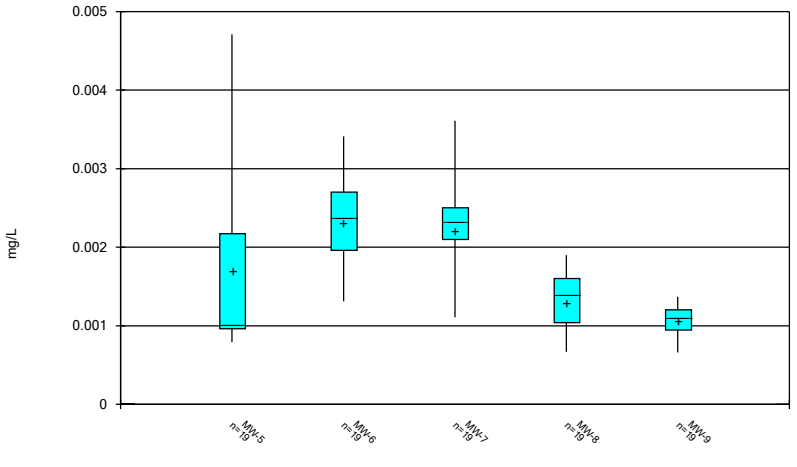

Constituent: Cobalt Analysis Run 11/18/2024 4:10 PM

Plant Daniel Client: Southern Company Data: Plant Daniel Gypsum CCR

Box & Whiskers Plot

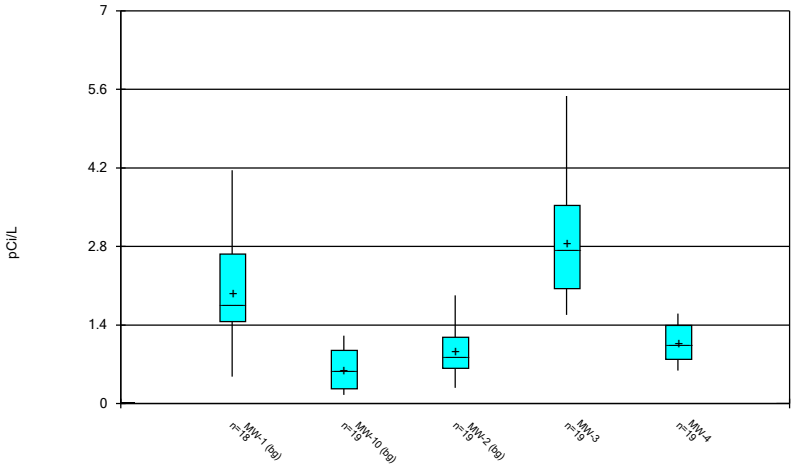

Constituent: Combined Radium 226 + 228 Analysis Run 11/18/2024 4:10 PM

Plant Daniel Client: Southern Company Data: Plant Daniel Gypsum CCR

Sanitas™ v.10.0.23 Sanitas software utilized by Groundwater Stats Consulting. UG

Box & Whiskers Plot

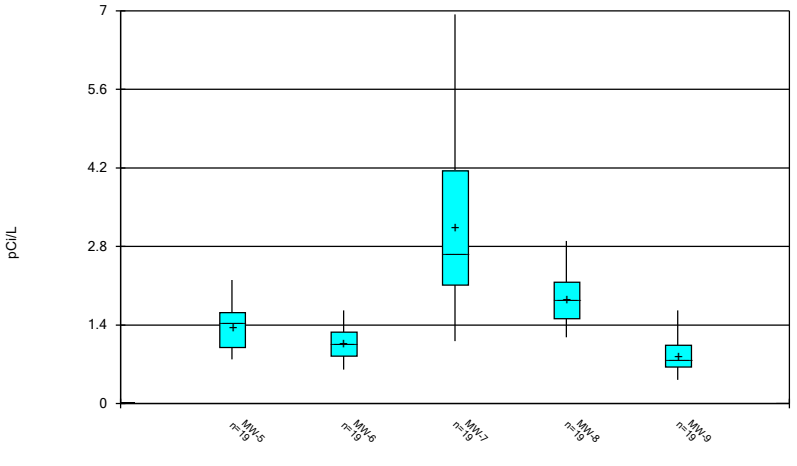

Constituent: Combined Radium 226 + 228 Analysis Run 11/18/2024 4:10 PM

Plant Daniel Client: Southern Company Data: Plant Daniel Gypsum CCR

Sanitas™ v.10.0.23 Sanitas software utilized by Groundwater Stats Consulting. UG

Box & Whiskers Plot

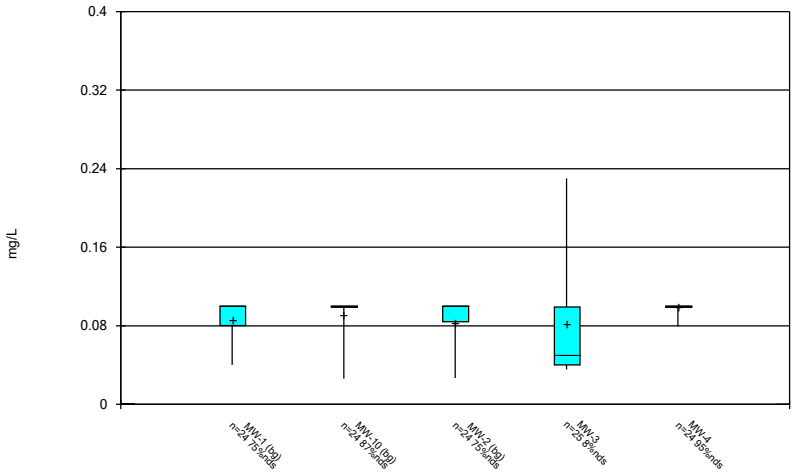

Constituent: Fluoride Analysis Run 11/18/2024 4:10 PM

Plant Daniel Client: Southern Company Data: Plant Daniel Gypsum CCR

Sanitas™ v.10.0.23 Sanitas software utilized by Groundwater Stats Consulting. UG

Box & Whiskers Plot

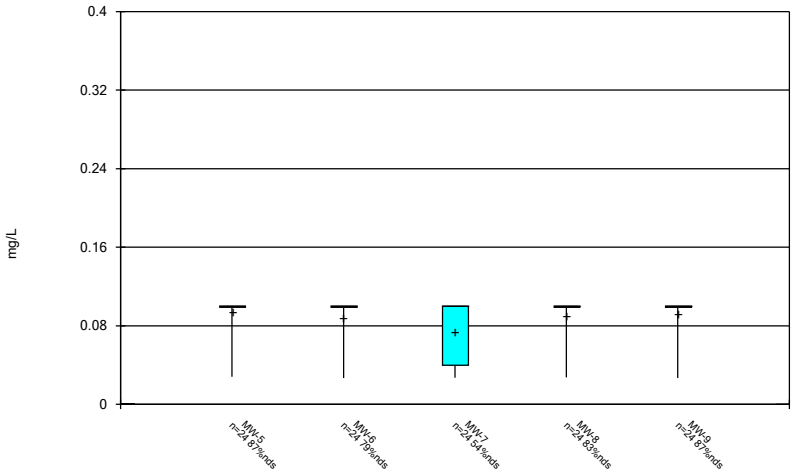

Constituent: Fluoride Analysis Run 11/18/2024 4:10 PM

Plant Daniel Client: Southern Company Data: Plant Daniel Gypsum CCR

Box & Whiskers Plot

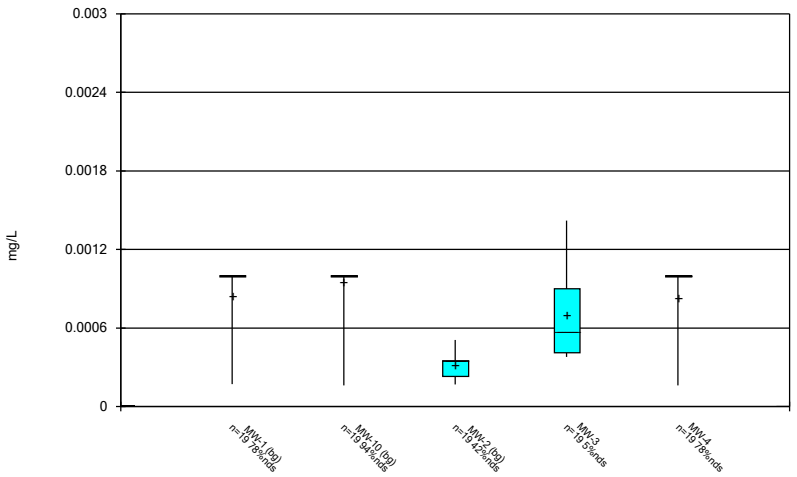

Constituent: Lead Analysis Run 11/18/2024 4:10 PM

Plant Daniel Client: Southern Company Data: Plant Daniel Gypsum CCR

Sanitas™ v.10.0.23 Sanitas software utilized by Groundwater Stats Consulting. UG

Box & Whiskers Plot

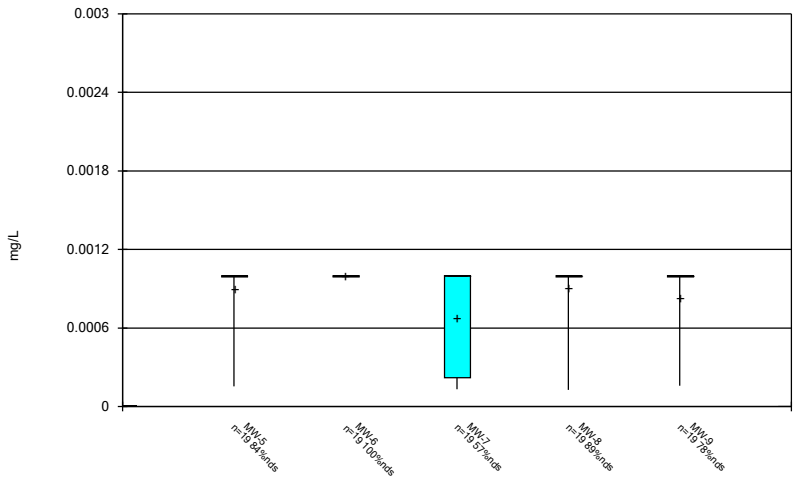

Constituent: Lead Analysis Run 11/18/2024 4:10 PM

Plant Daniel Client: Southern Company Data: Plant Daniel Gypsum CCR

Sanitas™ v.10.0.23 Sanitas software utilized by Groundwater Stats Consulting. UG

Box & Whiskers Plot

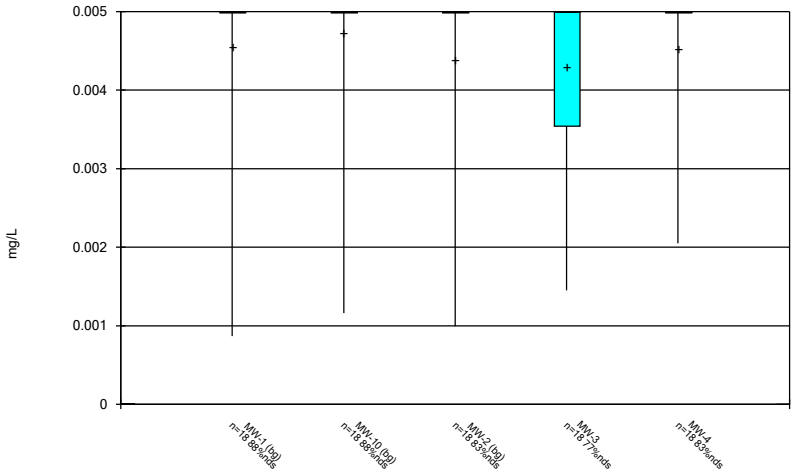

Constituent: Lithium Analysis Run 11/18/2024 4:10 PM

Plant Daniel Client: Southern Company Data: Plant Daniel Gypsum CCR

Sanitas™ v.10.0.23 Sanitas software utilized by Groundwater Stats Consulting. UG

Box & Whiskers Plot

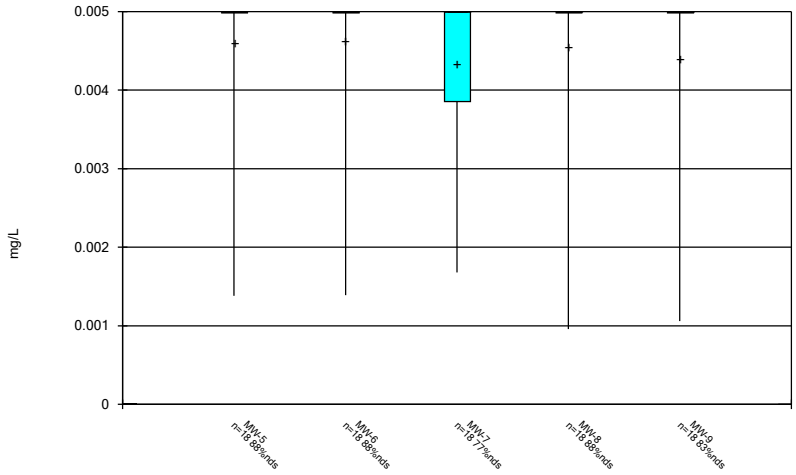

Constituent: Lithium Analysis Run 11/18/2024 4:10 PM

Plant Daniel Client: Southern Company Data: Plant Daniel Gypsum CCR

Box & Whiskers Plot

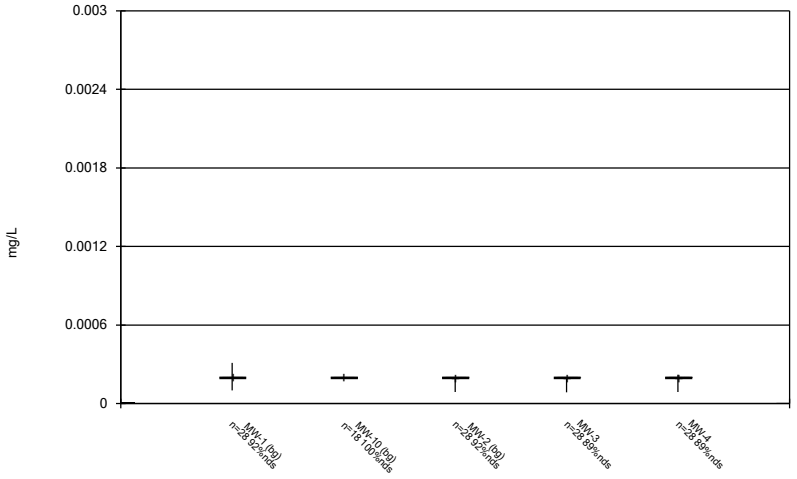

Constituent: Mercury Analysis Run 11/18/2024 4:10 PM

Plant Daniel Client: Southern Company Data: Plant Daniel Gypsum CCR

Sanitas™ v.10.0.23 Sanitas software utilized by Groundwater Stats Consulting. UG

Box & Whiskers Plot

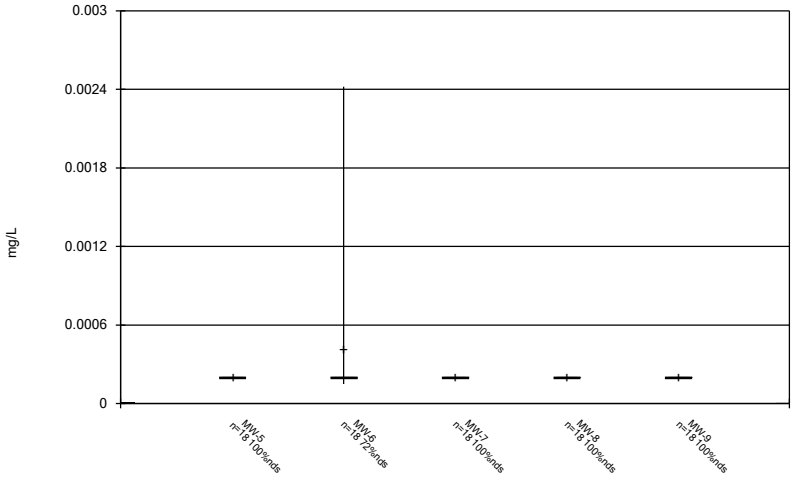

Constituent: Mercury Analysis Run 11/18/2024 4:10 PM

Plant Daniel Client: Southern Company Data: Plant Daniel Gypsum CCR

Sanitas™ v.10.0.23 Sanitas software utilized by Groundwater Stats Consulting. UG

Box & Whiskers Plot

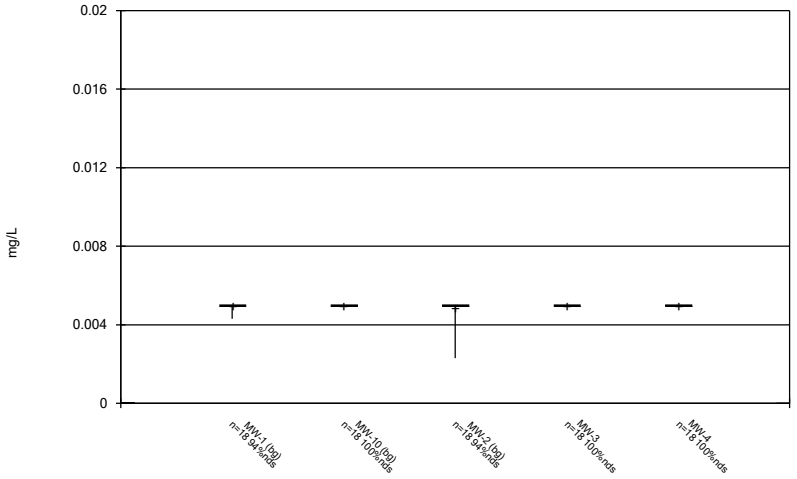

Constituent: Molybdenum Analysis Run 11/18/2024 4:10 PM

Plant Daniel Client: Southern Company Data: Plant Daniel Gypsum CCR

Sanitas™ v.10.0.23 Sanitas software utilized by Groundwater Stats Consulting. UG

Box & Whiskers Plot

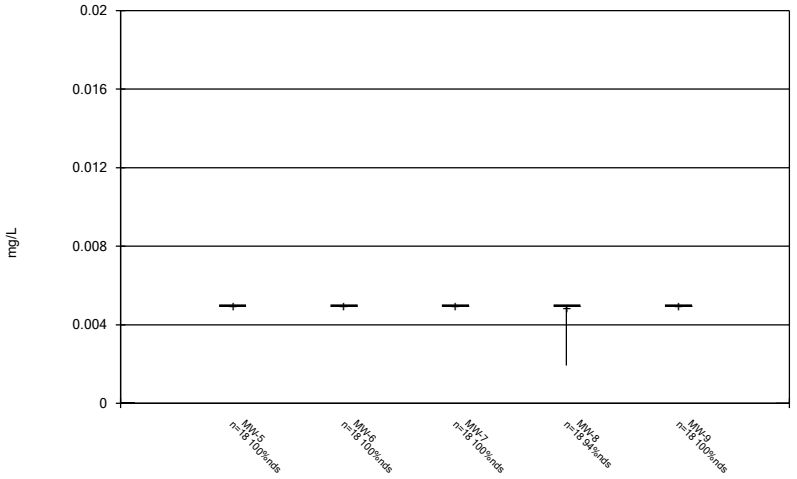

Constituent: Molybdenum Analysis Run 11/18/2024 4:10 PM

Plant Daniel Client: Southern Company Data: Plant Daniel Gypsum CCR

Box & Whiskers Plot

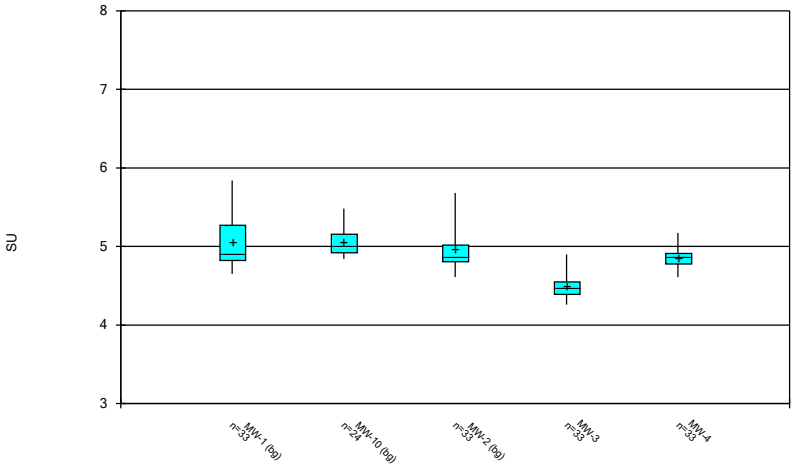

Constituent: pH Analysis Run 11/18/2024 4:10 PM

Plant Daniel Client: Southern Company Data: Plant Daniel Gypsum CCR

Sanitas™ v.10.0.23 Sanitas software utilized by Groundwater Stats Consulting. UG

Box & Whiskers Plot

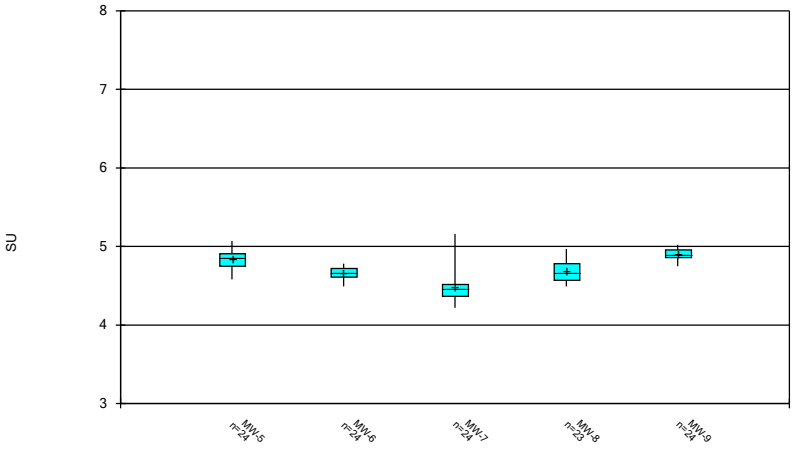

Constituent: pH Analysis Run 11/18/2024 4:10 PM

Plant Daniel Client: Southern Company Data: Plant Daniel Gypsum CCR

Sanitas™ v.10.0.23 Sanitas software utilized by Groundwater Stats Consulting. UG

Box & Whiskers Plot

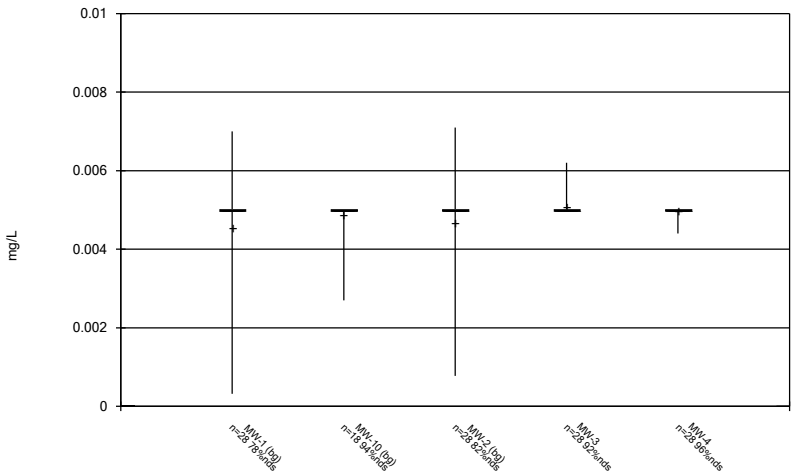

Constituent: Selenium Analysis Run 11/18/2024 4:10 PM

Plant Daniel Client: Southern Company Data: Plant Daniel Gypsum CCR

Sanitas™ v.10.0.23 Sanitas software utilized by Groundwater Stats Consulting. UG

Box & Whiskers Plot

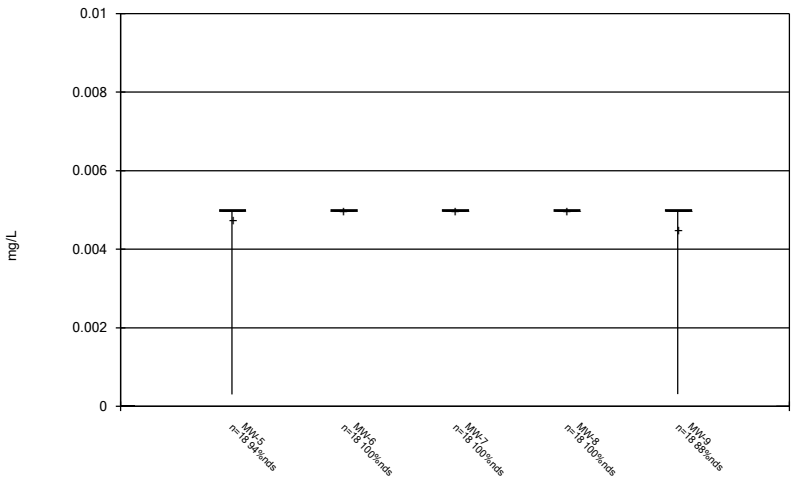

Constituent: Selenium Analysis Run 11/18/2024 4:10 PM

Plant Daniel Client: Southern Company Data: Plant Daniel Gypsum CCR

Box & Whiskers Plot

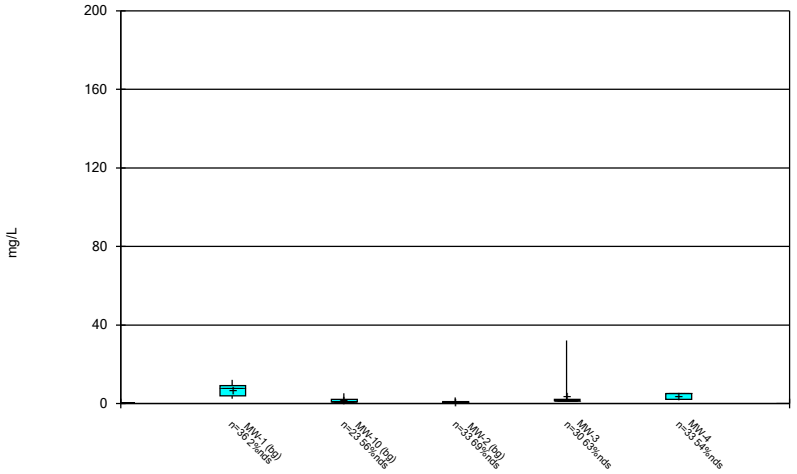

Constituent: Sulfate Analysis Run 11/18/2024 4:10 PM

Plant Daniel Client: Southern Company Data: Plant Daniel Gypsum CCR

Sanitas™ v.10.0.23 Sanitas software utilized by Groundwater Stats Consulting. UG

Box & Whiskers Plot

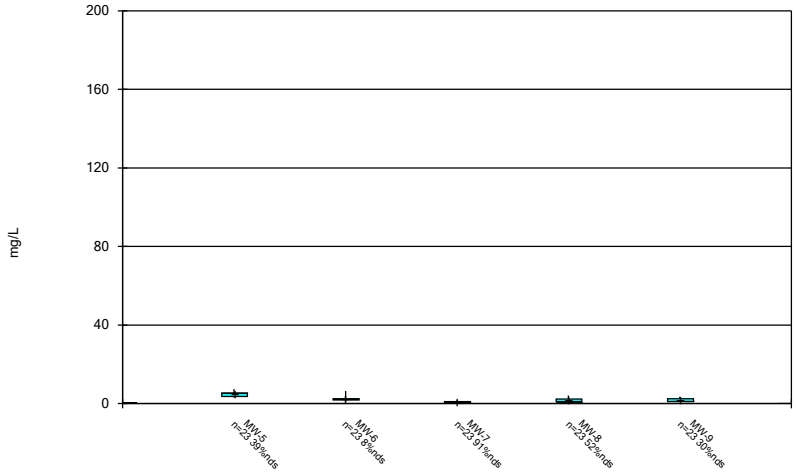

Constituent: Sulfate Analysis Run 11/18/2024 4:10 PM

Plant Daniel Client: Southern Company Data: Plant Daniel Gypsum CCR

Sanitas™ v.10.0.23 Sanitas software utilized by Groundwater Stats Consulting. UG

Box & Whiskers Plot

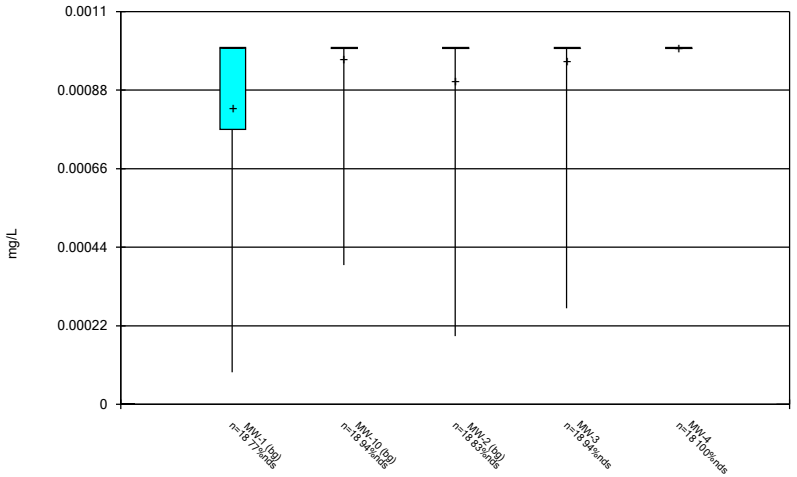

Constituent: Thallium Analysis Run 11/18/2024 4:10 PM

Plant Daniel Client: Southern Company Data: Plant Daniel Gypsum CCR

Sanitas™ v.10.0.23 Sanitas software utilized by Groundwater Stats Consulting. UG

Box & Whiskers Plot

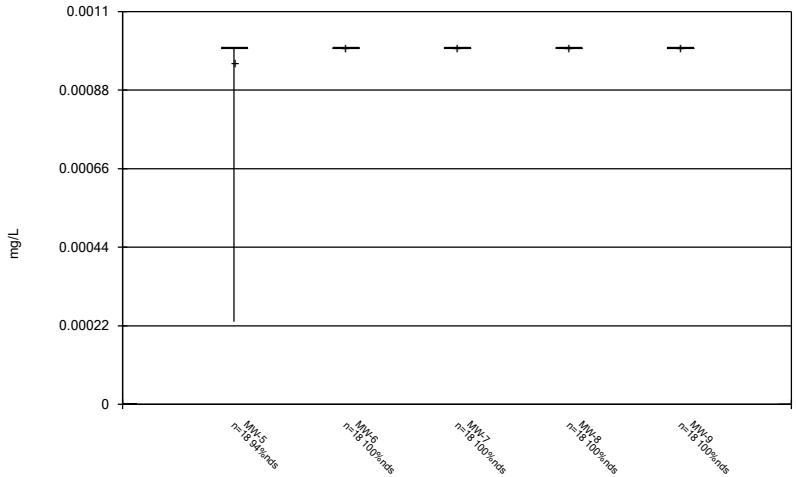

Constituent: Thallium Analysis Run 11/18/2024 4:10 PM

Plant Daniel Client: Southern Company Data: Plant Daniel Gypsum CCR

Box & Whiskers Plot

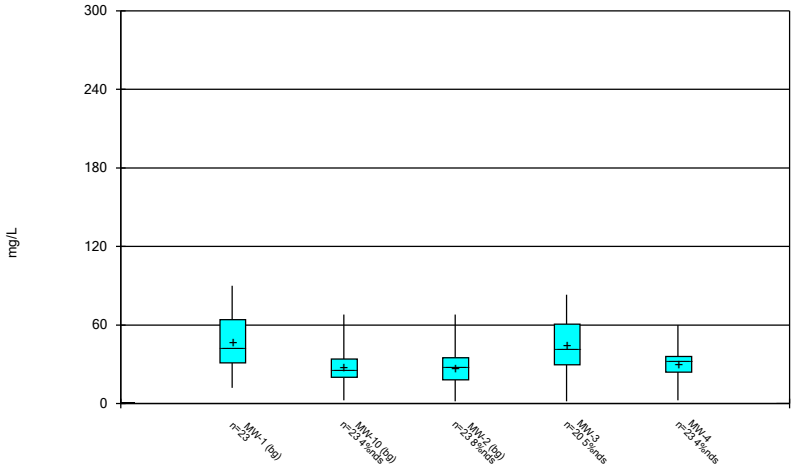

Constituent: Total Dissolved Solids Analysis Run 11/18/2024 4:10 PM

Plant Daniel Client: Southern Company Data: Plant Daniel Gypsum CCR

Sanitas™ v.10.0.23 Sanitas software utilized by Groundwater Stats Consulting. UG

Box & Whiskers Plot

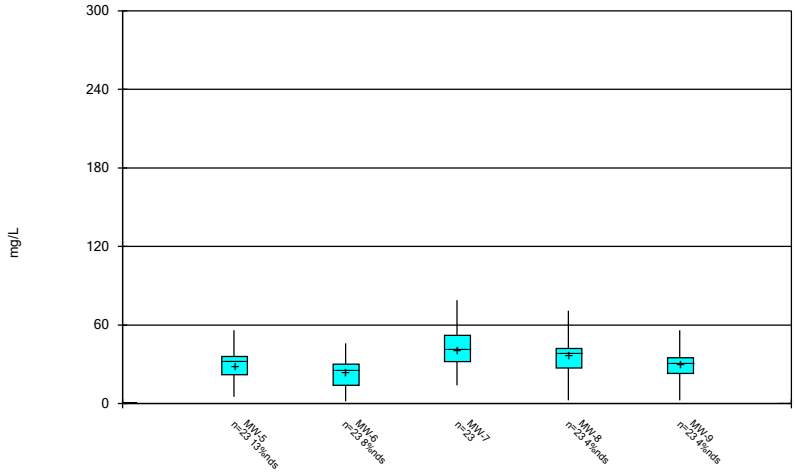

Constituent: Total Dissolved Solids Analysis Run 11/18/2024 4:10 PM

Plant Daniel Client: Southern Company Data: Plant Daniel Gypsum CCR

Outlier Summary

Outlier Summary

Plant Daniel Client: Southern Company Data: Plant Daniel Gypsum CCR Printed 11/18/2024, 4:12 PM

	MW-10 Calcium (mg/L)	MW-3 Calcium (mg/L)	MW-3 Chloride (mg/L)	MW-1 Combined Radium 226 + 228 (pCi/L)	MW-3 Fluoride (mg/L)	MW-8 pH (SU)	MW-3 Sulfate (mg/L)	MW-3 Total Dissolved Solids (mg/L)
3/22/2016	2.7 (o)			6.64 (o)				
5/16/2016	2.9 (o)							
5/23/2017						7.14 (o)		
11/7/2018			25 (o)					
9/25/2019		20.2 (o)					65.1 (o)	143 (o)
11/29/2019		35.8 (o)			0.331 (o)		107 (o)	180 (o)
2/22/2020		48.2 (o)						
4/14/2020		64 (o)					194 (o)	299 (o)
10/23/2020		52 (o)					142 (o)	244 (o)
3/15/2021		44.7 (o)					116 (o)	201 (o)

Prediction Limits - Intrawell

Appendix III Intrawell Prediction Limits - Significant Results

Plant Daniel Client: Southern Company Data: Plant Daniel Gypsum CCR Printed 11/20/2024, 10:46 AM

Constituent	Well	Upper Lim.	Lower Lim.	Date	Observ.	Sig.	Bg N	%NDs	ND Adj.	Transform	Alpha	Method
Calcium (mg/L)	**MW-2**	**1.257**	**n/a**	**10/1/2024**	**1.28**	**Yes**	**23**	**0**	**None**	**No**	**0.001075**	**Param Intra 1 of 2**
Calcium (mg/L)	**MW-3**	**6.91**	**n/a**	**9/30/2024**	**12.4**	**Yes**	**18**	**0**	**n/a**	**n/a**	**0.005373**	**NP Intra (normality) 1 of 2**
Sulfate (mg/L)	**MW-10**	**4.98**	**n/a**	**10/1/2024**	**5.13**	**Yes**	**21**	**61.9**	**n/a**	**n/a**	**0.003999**	**NP Intra (NDs) 1 of 2**
Sulfate (mg/L)	**MW-3**	**19.5**	**n/a**	**9/30/2024**	**32.1**	**Yes**	**28**	**67.86**	**n/a**	**n/a**	**0.002337**	**NP Intra (NDs) 1 of 2**

Appendix III Intrawell Prediction Limits - All Results

Plant Daniel Client: Southern Company Data: Plant Daniel Gypsum CCR Printed 11/20/2024, 10:46 AM

Constituent	Well	Upper Lim.	Lower Lim.	Date	Observ.	Sig.	Bg N	%NDs	ND Adj.	Transform	Alpha	Method
Boron (mg/L)	MW-1	0.11	n/a	10/1/2024	0.08ND	No	21	76.19	n/a	n/a	0.003999	NP Intra (NDs) 1 of 2
Boron (mg/L)	MW-10	0.08	n/a	10/1/2024	0.0387J	No	21	71.43	n/a	n/a	0.003999	NP Intra (NDs) 1 of 2
Boron (mg/L)	MW-2	0.08	n/a	10/1/2024	0.08ND	No	21	71.43	n/a	n/a	0.003999	NP Intra (NDs) 1 of 2
Boron (mg/L)	MW-3	0.15	n/a	9/30/2024	0.0533J	No	22	63.64	n/a	n/a	0.003707	NP Intra (NDs) 1 of 2
Boron (mg/L)	MW-4	0.08	n/a	10/1/2024	0.08ND	No	21	90.48	n/a	n/a	0.003999	NP Intra (NDs) 1 of 2
Boron (mg/L)	MW-5	0.08	n/a	10/1/2024	0.08ND	No	21	95.24	n/a	n/a	0.003999	NP Intra (NDs) 1 of 2
Boron (mg/L)	MW-6	0.08	n/a	9/30/2024	0.08ND	No	21	95.24	n/a	n/a	0.003999	NP Intra (NDs) 1 of 2
Boron (mg/L)	MW-7	0.08	n/a	9/30/2024	0.08ND	No	22	90.91	n/a	n/a	0.003707	NP Intra (NDs) 1 of 2
Boron (mg/L)	MW-8	0.08	n/a	9/30/2024	0.08ND	No	21	95.24	n/a	n/a	0.003999	NP Intra (NDs) 1 of 2
Boron (mg/L)	MW-9	0.08	n/a	9/30/2024	0.0265J	No	21	80.95	n/a	n/a	0.003999	NP Intra (NDs) 1 of 2
Calcium (mg/L)	MW-1	4.301	n/a	10/1/2024	3.09	No	12	0	None	No	0.001075	Param Intra 1 of 2
Calcium (mg/L)	MW-10	1.244	n/a	10/1/2024	0.405J	No	20	0	None	No	0.001075	Param Intra 1 of 2
Calcium (mg/L)	**MW-2**	**1.257**	**n/a**	**10/1/2024**	**1.28**	**Yes**	**23**	**0**	**None**	**No**	**0.001075**	**Param Intra 1 of 2**
Calcium (mg/L)	**MW-3**	**6.91**	**n/a**	**9/30/2024**	**12.4**	**Yes**	**18**	**0**	**n/a**	**n/a**	**0.005373**	**NP Intra (normality) 1 of 2**
Calcium (mg/L)	MW-4	2.535	n/a	10/1/2024	1.06	No	22	0	None	No	0.001075	Param Intra 1 of 2
Calcium (mg/L)	MW-5	2.422	n/a	10/1/2024	1.59	No	22	0	None	No	0.001075	Param Intra 1 of 2
Calcium (mg/L)	MW-6	1.636	n/a	9/30/2024	0.73	No	22	0	None	No	0.001075	Param Intra 1 of 2
Calcium (mg/L)	MW-7	3.084	n/a	9/30/2024	2.38	No	22	0	None	No	0.001075	Param Intra 1 of 2
Calcium (mg/L)	MW-8	3.475	n/a	9/30/2024	1.63	No	23	0	None	No	0.001075	Param Intra 1 of 2
Calcium (mg/L)	MW-9	1.295	n/a	9/30/2024	0.81	No	23	0	None	No	0.001075	Param Intra 1 of 2
Chloride (mg/L)	MW-1	12.91	n/a	10/1/2024	3.6	No	21	0	None	sqrt(x)	0.001075	Param Intra 1 of 2
Chloride (mg/L)	MW-10	8.13	n/a	10/1/2024	4.31	No	21	4.762	None	No	0.001075	Param Intra 1 of 2
Chloride (mg/L)	MW-2	10.47	n/a	10/1/2024	9.35	No	21	0	None	No	0.001075	Param Intra 1 of 2
Chloride (mg/L)	MW-3	12.09	n/a	9/30/2024	9.4	No	20	0	None	No	0.001075	Param Intra 1 of 2
Chloride (mg/L)	MW-4	9.848	n/a	10/1/2024	6.09	No	21	0	None	No	0.001075	Param Intra 1 of 2
Chloride (mg/L)	MW-5	8.928	n/a	10/1/2024	4	No	12	0	None	No	0.001075	Param Intra 1 of 2
Chloride (mg/L)	MW-6	10.05	n/a	9/30/2024	5.51	No	21	4.762	None	No	0.001075	Param Intra 1 of 2
Chloride (mg/L)	MW-7	19.69	n/a	9/30/2024	7.8	No	21	0	None	No	0.001075	Param Intra 1 of 2
Chloride (mg/L)	MW-8	12.28	n/a	9/30/2024	7	No	22	0	None	No	0.001075	Param Intra 1 of 2
Chloride (mg/L)	MW-9	11.36	n/a	9/30/2024	6.83	No	22	0	None	sqrt(x)	0.001075	Param Intra 1 of 2
Fluoride (mg/L)	MW-1	0.1	n/a	10/1/2024	0.1ND	No	22	72.73	n/a	n/a	0.003707	NP Intra (NDs) 1 of 2
Fluoride (mg/L)	MW-10	0.1	n/a	10/1/2024	0.026J	No	22	95.45	n/a	n/a	0.003707	NP Intra (NDs) 1 of 2
Fluoride (mg/L)	MW-2	0.1	n/a	10/1/2024	0.0277J	No	22	81.82	n/a	n/a	0.003707	NP Intra (NDs) 1 of 2
Fluoride (mg/L)	MW-3	0.23	n/a	9/30/2024	0.0805J	No	23	8.696	n/a	n/a	0.003415	NP Intra (normality) 1 of 2
Fluoride (mg/L)	MW-4	0.1	n/a	10/1/2024	0.1ND	No	22	95.45	n/a	n/a	0.003707	NP Intra (NDs) 1 of 2
Fluoride (mg/L)	MW-5	0.1	n/a	10/1/2024	0.0281J	No	22	95.45	n/a	n/a	0.003707	NP Intra (NDs) 1 of 2
Fluoride (mg/L)	MW-6	0.1	n/a	9/30/2024	0.1ND	No	22	81.82	n/a	n/a	0.003707	NP Intra (NDs) 1 of 2
Fluoride (mg/L)	MW-7	0.1	n/a	9/30/2024	0.0393J	No	22	59.09	n/a	n/a	0.003707	NP Intra (NDs) 1 of 2
Fluoride (mg/L)	MW-8	0.1	n/a	9/30/2024	0.0274J	No	22	90.91	n/a	n/a	0.003707	NP Intra (NDs) 1 of 2
Fluoride (mg/L)	MW-9	0.1	n/a	9/30/2024	0.1ND	No	22	90.91	n/a	n/a	0.003707	NP Intra (NDs) 1 of 2
pH (SU)	MW-1	5.687	4.429	10/1/2024	4.86	No	31	0	None	No	0.0005373	Param Intra 1 of 2
pH (SU)	MW-10	5.405	4.676	10/1/2024	5.23	No	22	0	None	No	0.0005373	Param Intra 1 of 2
pH (SU)	MW-2	5.68	4.61	10/1/2024	4.75	No	31	0	n/a	n/a	0.003811	NP Intra (normality) 1 of 2
pH (SU)	MW-3	4.764	4.208	9/30/2024	4.52	No	31	0	None	No	0.0005373	Param Intra 1 of 2
pH (SU)	MW-4	5.097	4.616	10/1/2024	4.68	No	31	0	None	No	0.0005373	Param Intra 1 of 2
pH (SU)	MW-5	5.088	4.553	10/1/2024	4.88	No	22	0	None	No	0.0005373	Param Intra 1 of 2
pH (SU)	MW-6	4.814	4.501	9/30/2024	4.56	No	22	0	None	No	0.0005373	Param Intra 1 of 2
pH (SU)	MW-7	5.16	4.22	9/30/2024	4.34	No	22	0	n/a	n/a	0.007415	NP Intra (normality) 1 of 2
pH (SU)	MW-8	4.953	4.395	9/30/2024	4.67	No	21	0	None	No	0.0005373	Param Intra 1 of 2
pH (SU)	MW-9	5.053	4.732	9/30/2024	4.9	No	22	0	None	No	0.0005373	Param Intra 1 of 2
Sulfate (mg/L)	MW-1	12.62	n/a	10/1/2024	8.2	No	20	5	None	No	0.001075	Param Intra 1 of 2
Sulfate (mg/L)	**MW-10**	**4.98**	**n/a**	**10/1/2024**	**5.13**	**Yes**	**21**	**61.9**	**n/a**	**n/a**	**0.003999**	**NP Intra (NDs) 1 of 2**
Sulfate (mg/L)	MW-2	3.1	n/a	10/1/2024	0.763J	No	31	74.19	n/a	n/a	0.001905	NP Intra (NDs) 1 of 2
Sulfate (mg/L)	**MW-3**	**19.5**	**n/a**	**9/30/2024**	**32.1**	**Yes**	**28**	**67.86**	**n/a**	**n/a**	**0.002337**	**NP Intra (NDs) 1 of 2**
Sulfate (mg/L)	MW-4	5	n/a	10/1/2024	2.64	No	31	58.06	n/a	n/a	0.001905	NP Intra (NDs) 1 of 2
Sulfate (mg/L)	MW-5	7.098	n/a	10/1/2024	5.25	No	21	42.86	Kaplan-Meier	No	0.001075	Param Intra 1 of 2
Sulfate (mg/L)	MW-6	3.419	n/a	9/30/2024	1.76	No	21	9.524	None	No	0.001075	Param Intra 1 of 2
Sulfate (mg/L)	MW-7	1.57	n/a	9/30/2024	1ND	No	21	90.48	n/a	n/a	0.003999	NP Intra (NDs) 1 of 2
Sulfate (mg/L)	MW-8	4.11	n/a	9/30/2024	1.93	No	21	57.14	n/a	n/a	0.003999	NP Intra (NDs) 1 of 2
Sulfate (mg/L)	MW-9	3.494	n/a	9/30/2024	3.05	No	21	33.33	Kaplan-Meier	sqrt(x)	0.001075	Param Intra 1 of 2
Total Dissolved Solids (mg/L)	MW-1	95.71	n/a	10/1/2024	19	No	21	0	None	No	0.001075	Param Intra 1 of 2
Total Dissolved Solids (mg/L)	MW-10	57.53	n/a	10/1/2024	33	No	21	4.762	None	No	0.001075	Param Intra 1 of 2
Total Dissolved Solids (mg/L)	MW-2	58.16	n/a	10/1/2024	37	No	21	9.524	None	No	0.001075	Param Intra 1 of 2
Total Dissolved Solids (mg/L)	MW-3	93.53	n/a	9/30/2024	71	No	18	5.556	None	No	0.001075	Param Intra 1 of 2
Total Dissolved Solids (mg/L)	MW-4	60.88	n/a	10/1/2024	33	No	21	4.762	None	No	0.001075	Param Intra 1 of 2
Total Dissolved Solids (mg/L)	MW-5	57.55	n/a	10/1/2024	23	No	21	9.524	None	No	0.001075	Param Intra 1 of 2
Total Dissolved Solids (mg/L)	MW-6	49.19	n/a	9/30/2024	21	No	21	9.524	None	No	0.001075	Param Intra 1 of 2
Total Dissolved Solids (mg/L)	MW-7	72.75	n/a	9/30/2024	14	No	21	0	None	No	0.001075	Param Intra 1 of 2

Appendix III Intrawell Prediction Limits - All Results

Plant Daniel Client: Southern Company Data: Plant Daniel Gypsum CCR Printed 11/20/2024, 10:46 AM

Constituent	Well	Upper Lim.	Lower Lim.	Date	Observ.	Sig.	Bg N	%NDs	ND Adj.	Transform	Alpha	Method
Total Dissolved Solids (mg/L)	MW-8	71.98	n/a	9/30/2024	27	No	21	4.762	None	No	0.001075	Param Intra 1 of 2
Total Dissolved Solids (mg/L)	MW-9	55.77	n/a	9/30/2024	25	No	21	4.762	None	No	0.001075	Param Intra 1 of 2

Sanitas™ v.10.0.23 Sanitas software utilized by Groundwater Stats Consulting. UG
Hollow symbols indicate censored values.

Within Limit

Prediction Limit

Intrawell Non-parametric

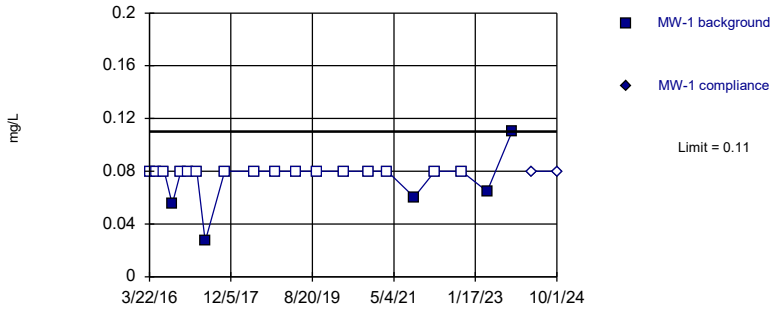

Non-parametric test used in lieu of parametric prediction limit because censored data exceeded 50%. Limit is highest of 21 background values. 76.19% NDs. Well-constituent pair annual alpha = 0.007982. Individual comparison alpha = 0.003999 (1 of 2).

Constituent: Boron Analysis Run 11/20/2024 10:43 AM View: Intrawell PL
Plant Daniel Client: Southern Company Data: Plant Daniel Gypsum CCR

Sanitas™ v.10.0.23 Sanitas software utilized by Groundwater Stats Consulting. UG
Hollow symbols indicate censored values.

Within Limit

Prediction Limit

Intrawell Non-parametric

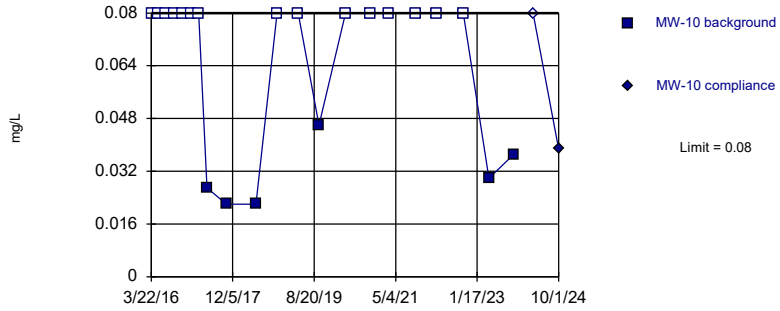

Non-parametric test used in lieu of parametric prediction limit because censored data exceeded 50%. Limit is highest of 21 background values. 71.43% NDs. Well-constituent pair annual alpha = 0.007982. Individual comparison alpha = 0.003999 (1 of 2).

Constituent: Boron Analysis Run 11/20/2024 10:43 AM View: Intrawell PL
Plant Daniel Client: Southern Company Data: Plant Daniel Gypsum CCR

Sanitas™ v.10.0.23 Sanitas software utilized by Groundwater Stats Consulting. UG
Hollow symbols indicate censored values.

Within Limit

Prediction Limit

Intrawell Non-parametric

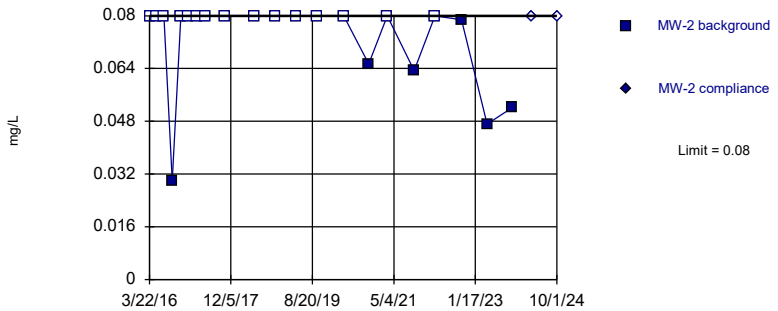

Non-parametric test used in lieu of parametric prediction limit because censored data exceeded 50%. Limit is highest of 21 background values. 71.43% NDs. Well-constituent pair annual alpha = 0.007982. Individual comparison alpha = 0.003999 (1 of 2).

Constituent: Boron Analysis Run 11/20/2024 10:43 AM View: Intrawell PL
Plant Daniel Client: Southern Company Data: Plant Daniel Gypsum CCR

Sanitas™ v.10.0.23 Sanitas software utilized by Groundwater Stats Consulting. UG
Hollow symbols indicate censored values.

Within Limit

Prediction Limit

Intrawell Non-parametric

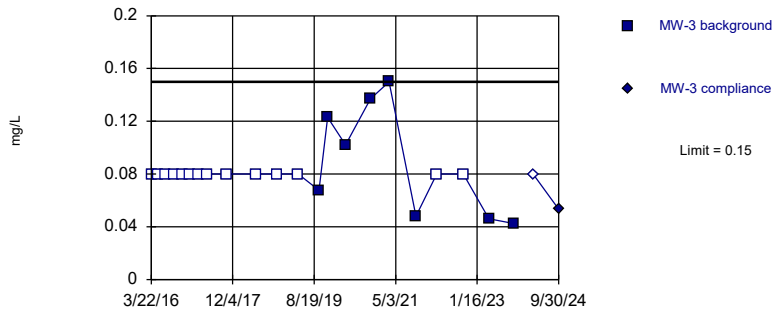

Non-parametric test used in lieu of parametric prediction limit because censored data exceeded 50%. Limit is highest of 22 background values. 63.64% NDs. Well-constituent pair annual alpha = 0.007401. Individual comparison alpha = 0.003707 (1 of 2).

Constituent: Boron Analysis Run 11/20/2024 10:43 AM View: Intrawell PL
Plant Daniel Client: Southern Company Data: Plant Daniel Gypsum CCR

Sanitas™ v.10.0.23 Sanitas software utilized by Groundwater Stats Consulting. UG
Hollow symbols indicate censored values.

Within Limit

Prediction Limit

Intrawell Non-parametric

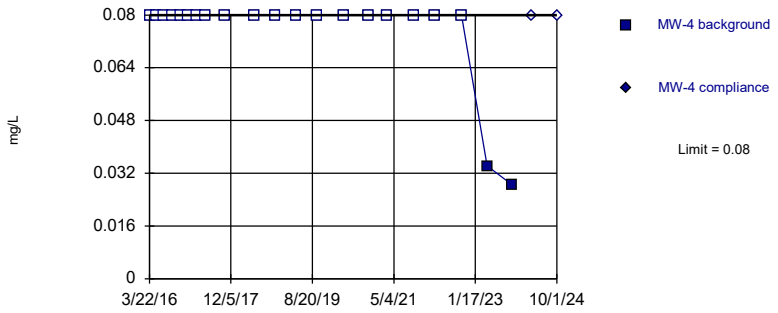

Non-parametric test used in lieu of parametric prediction limit because censored data exceeded 50%. Limit is highest of 21 background values. 90.48% NDs. Well-constituent pair annual alpha = 0.007982. Individual comparison alpha = 0.003999 (1 of 2).

Constituent: Boron Analysis Run 11/20/2024 10:43 AM View: Intrawell PL
Plant Daniel Client: Southern Company Data: Plant Daniel Gypsum CCR

Sanitas™ v.10.0.23 Sanitas software utilized by Groundwater Stats Consulting. UG
Hollow symbols indicate censored values.

Within Limit

Prediction Limit

Intrawell Non-parametric

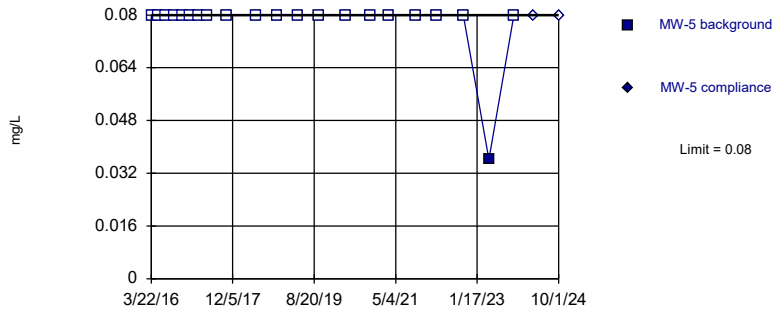

Non-parametric test used in lieu of parametric prediction limit because censored data exceeded 50%. Limit is highest of 21 background values. 95.24% NDs. Well-constituent pair annual alpha = 0.007982. Individual comparison alpha = 0.003999 (1 of 2).

Constituent: Boron Analysis Run 11/20/2024 10:43 AM View: Intrawell PL
Plant Daniel Client: Southern Company Data: Plant Daniel Gypsum CCR

Sanitas™ v.10.0.23 Sanitas software utilized by Groundwater Stats Consulting. UG
Hollow symbols indicate censored values.

Within Limit

Prediction Limit

Intrawell Non-parametric

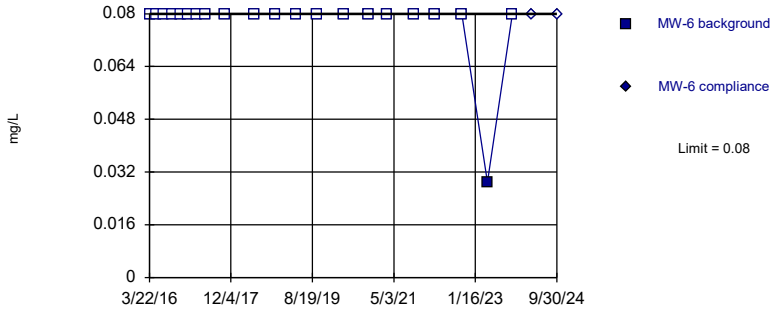

Non-parametric test used in lieu of parametric prediction limit because censored data exceeded 50%. Limit is highest of 21 background values. 95.24% NDs. Well-constituent pair annual alpha = 0.007982. Individual comparison alpha = 0.003999 (1 of 2).

Constituent: Boron Analysis Run 11/20/2024 10:43 AM View: Intrawell PL
Plant Daniel Client: Southern Company Data: Plant Daniel Gypsum CCR

Sanitas™ v.10.0.23 Sanitas software utilized by Groundwater Stats Consulting. UG
Hollow symbols indicate censored values.

Within Limit

Prediction Limit

Intrawell Non-parametric

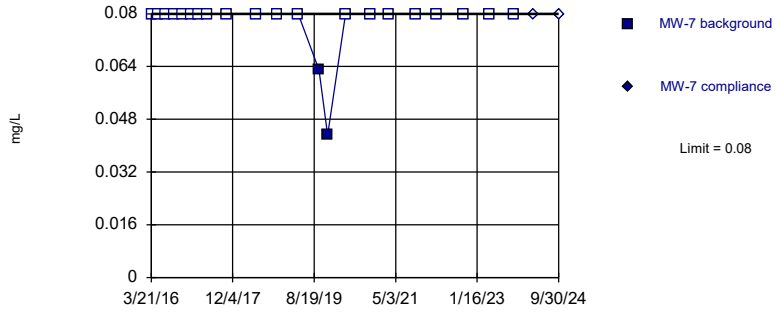

Non-parametric test used in lieu of parametric prediction limit because censored data exceeded 50%. Limit is highest of 22 background values. 90.91% NDs. Well-constituent pair annual alpha = 0.007401. Individual comparison alpha = 0.003707 (1 of 2).

Constituent: Boron Analysis Run 11/20/2024 10:43 AM View: Intrawell PL
Plant Daniel Client: Southern Company Data: Plant Daniel Gypsum CCR

Sanitas™ v.10.0.23 Sanitas software utilized by Groundwater Stats Consulting. UG
Hollow symbols indicate censored values.

Within Limit

Prediction Limit

Intrawell Non-parametric

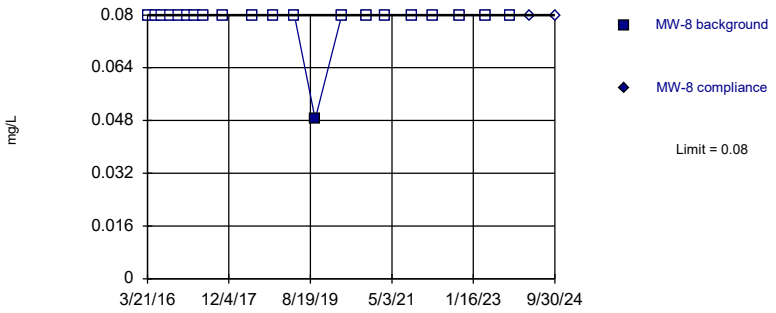

Non-parametric test used in lieu of parametric prediction limit because censored data exceeded 50%. Limit is highest of 21 background values. 95.24% NDs. Well-constituent pair annual alpha = 0.007982. Individual comparison alpha = 0.003999 (1 of 2).

Constituent: Boron Analysis Run 11/20/2024 10:43 AM View: Intrawell PL
Plant Daniel Client: Southern Company Data: Plant Daniel Gypsum CCR

Sanitas™ v.10.0.23 Sanitas software utilized by Groundwater Stats Consulting. UG
Hollow symbols indicate censored values.

Within Limit

Prediction Limit

Intrawell Non-parametric

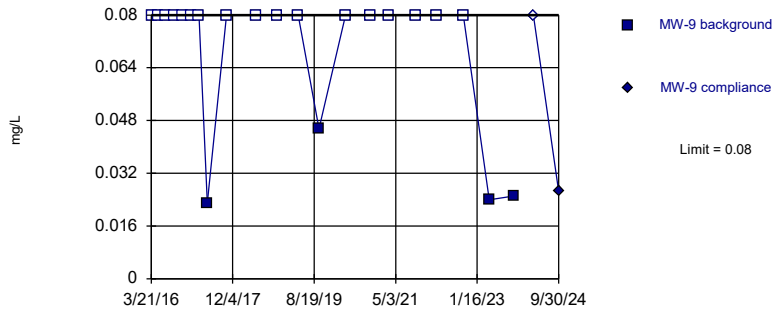

Non-parametric test used in lieu of parametric prediction limit because censored data exceeded 50%. Limit is highest of 21 background values. 80.95% NDs. Well-constituent pair annual alpha = 0.007982. Individual comparison alpha = 0.003999 (1 of 2).

Constituent: Boron Analysis Run 11/20/2024 10:43 AM View: Intrawell PL
Plant Daniel Client: Southern Company Data: Plant Daniel Gypsum CCR

Sanitas™ v.10.0.23 Sanitas software utilized by Groundwater Stats Consulting. UG

Within Limit

Prediction Limit

Intrawell Parametric

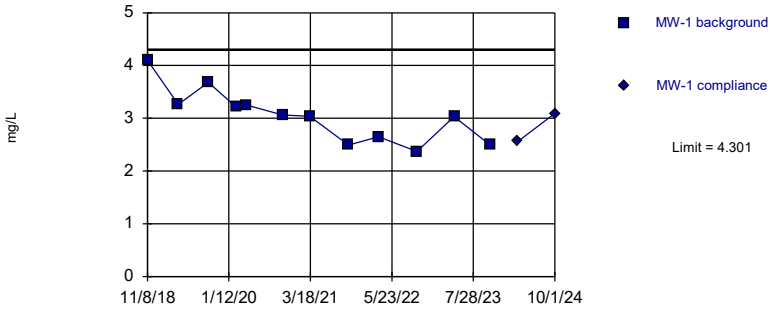

Background Data Summary: Mean=3.053, Std. Dev.=0.5098, n=12. Normality test: Shapiro Wilk @alpha = 0.05, calculated = 0.936, critical = 0.859. Kappa = 2.449 (c=7, w=7, 1 of 2, event alpha = 0.05132). Report alpha = 0.001075.

Constituent: Calcium Analysis Run 11/20/2024 10:43 AM View: Intrawell PL
Plant Daniel Client: Southern Company Data: Plant Daniel Gypsum CCR

Sanitas™ v.10.0.23 Sanitas software utilized by Groundwater Stats Consulting. UG

Within Limit

Prediction Limit

Intrawell Parametric

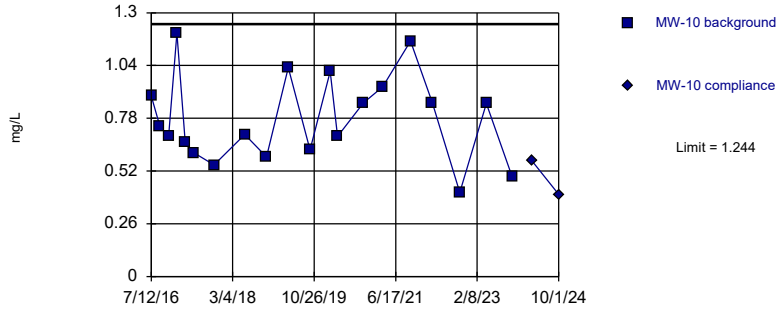

Background Data Summary: Mean=0.7776, Std. Dev.=0.216, n=20. Normality test: Shapiro Wilk @alpha = 0.01, calculated = 0.9682, critical = 0.868. Kappa = 2.158 (c=7, w=7, 1 of 2, event alpha = 0.05132). Report alpha = 0.001075.

Constituent: Calcium Analysis Run 11/20/2024 10:43 AM View: Intrawell PL
Plant Daniel Client: Southern Company Data: Plant Daniel Gypsum CCR

Exceeds Limit

Prediction Limit

Intrawell Parametric

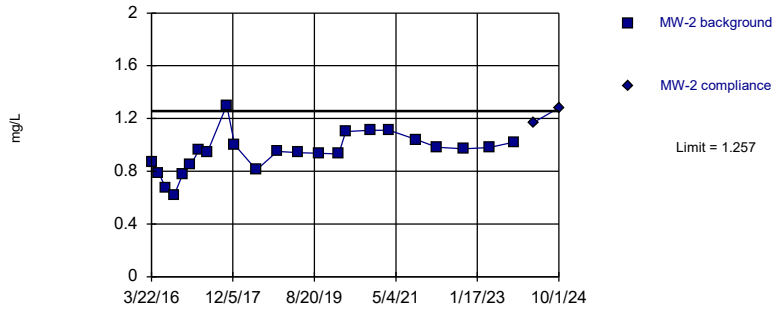

Background Data Summary: Mean=0.9417, Std. Dev.=0.1494, n=23. Normality test: Shapiro Wilk @alpha = 0.01, calculated = 0.9663, critical = 0.881. Kappa = 2.113 (c=7, w=7, 1 of 2, event alpha = 0.05132). Report alpha = 0.001075.

Constituent: Calcium Analysis Run 11/20/2024 10:43 AM View: Intrawell PL
Plant Daniel Client: Southern Company Data: Plant Daniel Gypsum CCR

Sanitas™ v.10.0.23 Sanitas software utilized by Groundwater Stats Consulting. UG

Exceeds Limit

Prediction Limit

Intrawell Non-parametric

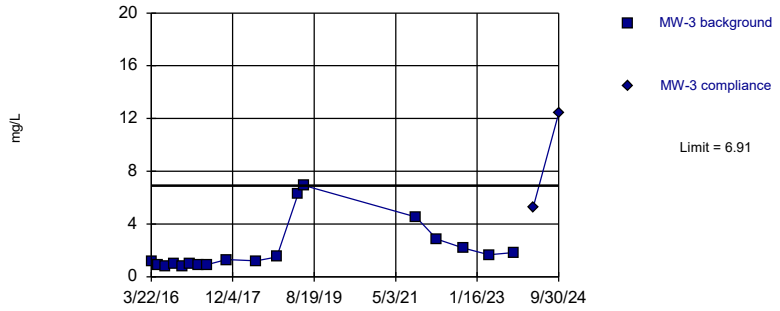

Non-parametric test used in lieu of parametric prediction limit because the Shapiro Wilk normality test showed the data to be non-normal at the 0.05 alpha level. Limit is highest of 18 background values. Well-constituent pair annual alpha = 0.01072. Individual comparison alpha = 0.005373 (1 of 2).

Constituent: Calcium Analysis Run 11/20/2024 10:43 AM View: Intrawell PL
Plant Daniel Client: Southern Company Data: Plant Daniel Gypsum CCR

Sanitas™ v.10.0.23 Sanitas software utilized by Groundwater Stats Consulting. UG

Within Limit

Prediction Limit

Intrawell Parametric

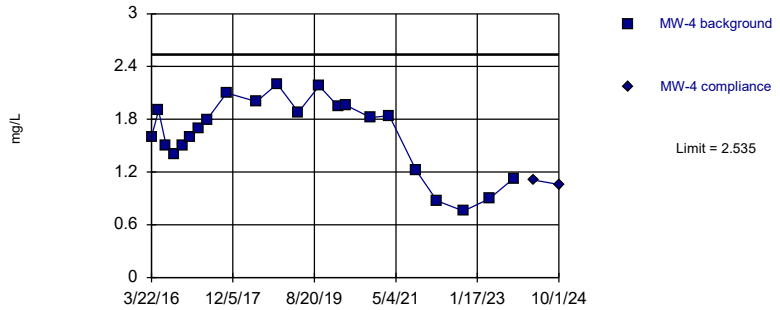

Background Data Summary: Mean=1.627, Std. Dev.=0.4269, n=22. Normality test: Shapiro Wilk @alpha = 0.01, calculated = 0.9268, critical = 0.878. Kappa = 2.128 (c=7, w=7, 1 of 2, event alpha = 0.05132). Report alpha = 0.001075.

Constituent: Calcium Analysis Run 11/20/2024 10:43 AM View: Intrawell PL
Plant Daniel Client: Southern Company Data: Plant Daniel Gypsum CCR

Sanitas™ v.10.0.23 Sanitas software utilized by Groundwater Stats Consulting. UG

Within Limit

Prediction Limit

Intrawell Parametric

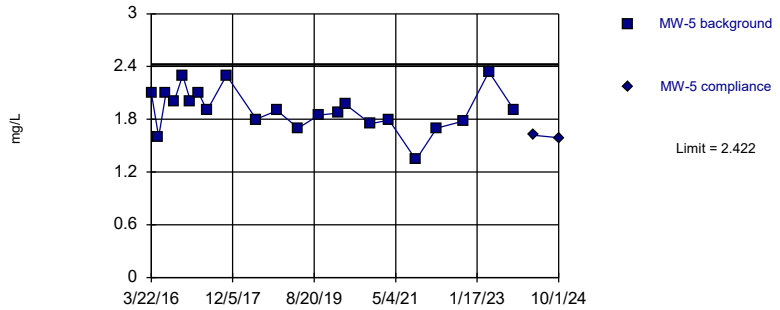

Background Data Summary: Mean=1.914, Std. Dev.=0.2391, n=22. Normality test: Shapiro Wilk @alpha = 0.01, calculated = 0.9679, critical = 0.878. Kappa = 2.128 (c=7, w=7, 1 of 2, event alpha = 0.05132). Report alpha = 0.001075.

Constituent: Calcium Analysis Run 11/20/2024 10:44 AM View: Intrawell PL
Plant Daniel Client: Southern Company Data: Plant Daniel Gypsum CCR

Within Limit

Prediction Limit

Intrawell Parametric

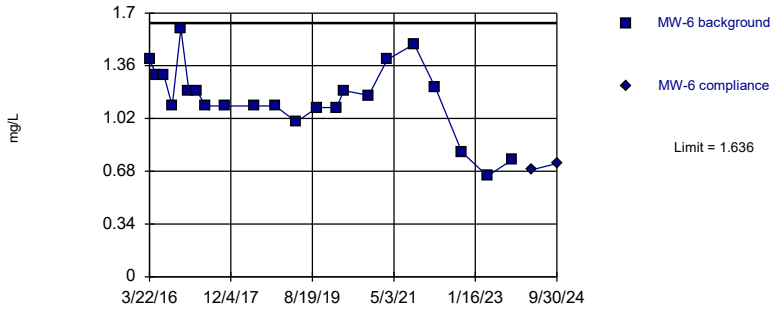

Background Data Summary: Mean=1.153, Std. Dev.=0.2266, n=22. Normality test: Shapiro Wilk @alpha = 0.01, calculated = 0.9492, critical = 0.878. Kappa = 2.128 (c=7, w=7, 1 of 2, event alpha = 0.05132). Report alpha = 0.001075.

Constituent: Calcium Analysis Run 11/20/2024 10:44 AM View: Intrawell PL

Plant Daniel Client: Southern Company Data: Plant Daniel Gypsum CCR

Sanitas™ v.10.0.23 Sanitas software utilized by Groundwater Stats Consulting. UG

Within Limit

Prediction Limit

Intrawell Parametric

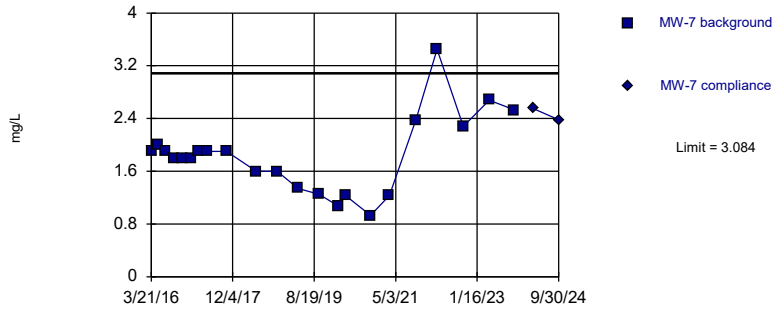

Background Data Summary: Mean=1.84, Std. Dev.=0.585, n=22. Normality test: Shapiro Wilk @alpha = 0.01, calculated = 0.9356, critical = 0.878. Kappa = 2.128 (c=7, w=7, 1 of 2, event alpha = 0.05132). Report alpha = 0.001075.

Constituent: Calcium Analysis Run 11/20/2024 10:44 AM View: Intrawell PL

Plant Daniel Client: Southern Company Data: Plant Daniel Gypsum CCR

Sanitas™ v.10.0.23 Sanitas software utilized by Groundwater Stats Consulting. UG

Within Limit

Prediction Limit

Intrawell Parametric

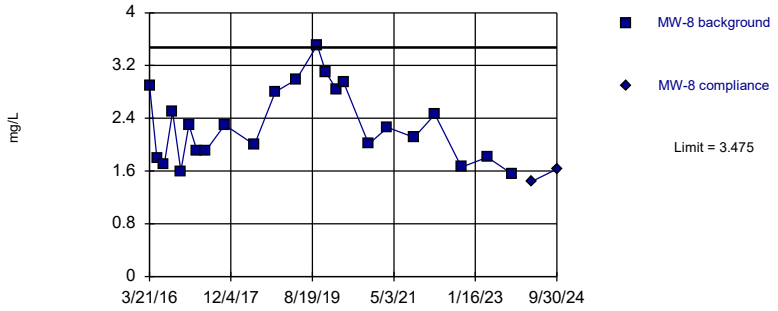

Background Data Summary: Mean=2.301, Std. Dev.=0.5556, n=23. Normality test: Shapiro Wilk @alpha = 0.01, calculated = 0.9404, critical = 0.881. Kappa = 2.113 (c=7, w=7, 1 of 2, event alpha = 0.05132). Report alpha = 0.001075.

Constituent: Calcium Analysis Run 11/20/2024 10:44 AM View: Intrawell PL

Plant Daniel Client: Southern Company Data: Plant Daniel Gypsum CCR

Sanitas™ v.10.0.23 Sanitas software utilized by Groundwater Stats Consulting. UG

Within Limit

Prediction Limit

Intrawell Parametric

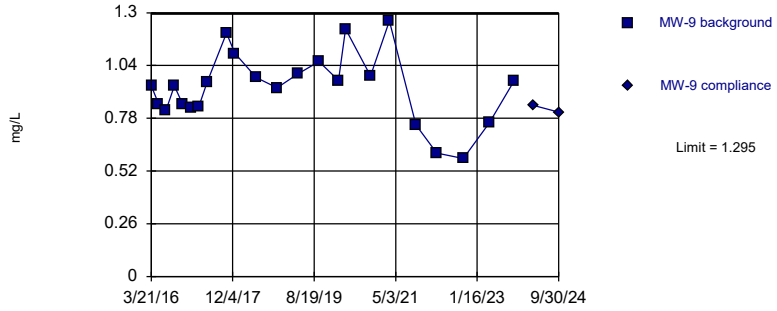

Background Data Summary: Mean=0.9302, Std. Dev.=0.1728, n=23. Normality test: Shapiro Wilk @alpha = 0.01, calculated = 0.9664, critical = 0.881. Kappa = 2.113 (c=7, w=7, 1 of 2, event alpha = 0.05132). Report alpha = 0.001075.

Constituent: Calcium Analysis Run 11/20/2024 10:44 AM View: Intrawell PL

Plant Daniel Client: Southern Company Data: Plant Daniel Gypsum CCR

Within Limit

Prediction Limit

Intrawell Parametric

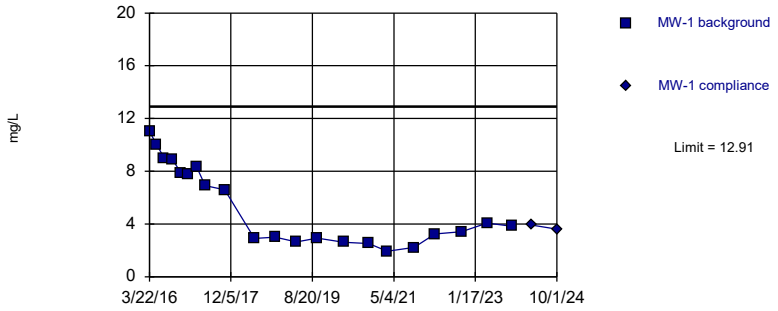

Background Data Summary (based on square root transformation): Mean=2.22, Std. Dev.=0.6407, n=21. Normality test: Shapiro Wilk @alpha = 0.01, calculated = 0.8805, critical = 0.873. Kappa = 2.143 (c=7, w=7, 1 of 2, event alpha = 0.05132). Report alpha = 0.001075.

Constituent: Chloride Analysis Run 11/20/2024 10:44 AM View: Intrawell PL

Plant Daniel Client: Southern Company Data: Plant Daniel Gypsum CCR

Hollow symbols indicate censored values.

Within Limit

Prediction Limit

Intrawell Parametric

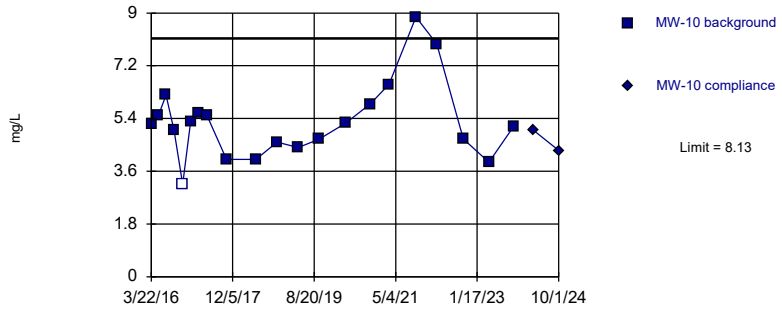

Background Data Summary: Mean=5.306, Std. Dev.=1.318, n=21, 4.762% NDs. Normality test: Shapiro Wilk @alpha = 0.01, calculated = 0.9149, critical = 0.873. Kappa = 2.143 (c=7, w=7, 1 of 2, event alpha = 0.05132). Report alpha = 0.001075.

Constituent: Chloride Analysis Run 11/20/2024 10:44 AM View: Intrawell PL

Plant Daniel Client: Southern Company Data: Plant Daniel Gypsum CCR

Within Limit

Prediction Limit

Intrawell Parametric

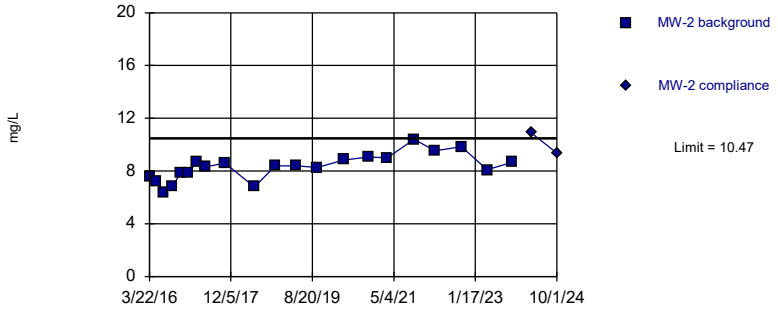

Background Data Summary: Mean=8.318, Std. Dev.=1.006, n=21. Normality test: Shapiro Wilk @alpha = 0.01, calculated = 0.9799, critical = 0.873. Kappa = 2.143 (c=7, w=7, 1 of 2, event alpha = 0.05132). Report alpha = 0.001075.

Constituent: Chloride Analysis Run 11/20/2024 10:44 AM View: Intrawell PL

Plant Daniel Client: Southern Company Data: Plant Daniel Gypsum CCR

Within Limit

Prediction Limit

Intrawell Parametric

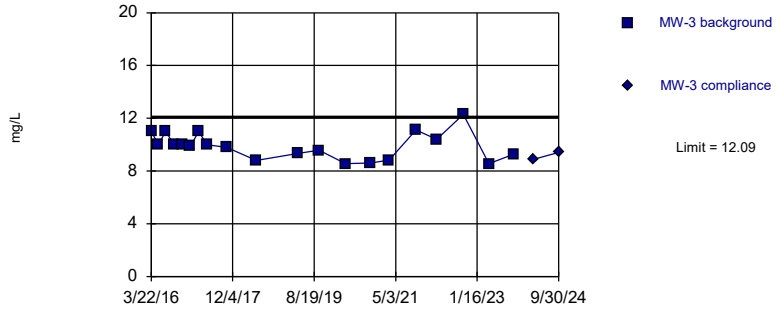

Background Data Summary: Mean=9.902, Std. Dev.=1.015, n=20. Normality test: Shapiro Wilk @alpha = 0.01, calculated = 0.9383, critical = 0.868. Kappa = 2.158 (c=7, w=7, 1 of 2, event alpha = 0.05132). Report alpha = 0.001075.

Constituent: Chloride Analysis Run 11/20/2024 10:44 AM View: Intrawell PL

Plant Daniel Client: Southern Company Data: Plant Daniel Gypsum CCR

Within Limit

Prediction Limit

Intrawell Parametric

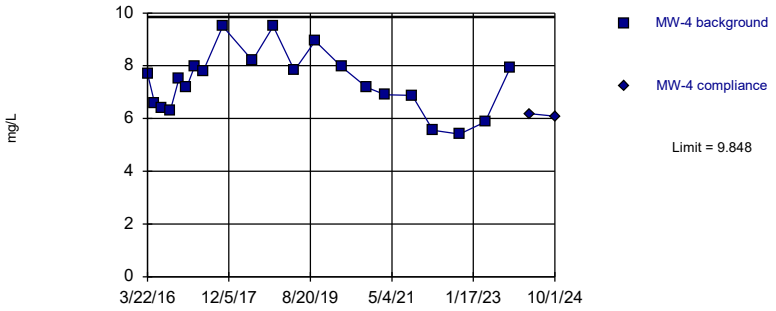

Background Data Summary: Mean=7.387, Std. Dev.=1.148, n=21. Normality test: Shapiro Wilk @alpha = 0.01, calculated = 0.9673, critical = 0.873. Kappa = 2.143 (c=7, w=7, 1 of 2, event alpha = 0.05132). Report alpha = 0.001075.

Constituent: Chloride Analysis Run 11/20/2024 10:44 AM View: Intrawell PL

Plant Daniel Client: Southern Company Data: Plant Daniel Gypsum CCR

Sanitas™ v.10.0.23 Sanitas software utilized by Groundwater Stats Consulting. UG

Within Limit

Prediction Limit

Intrawell Parametric

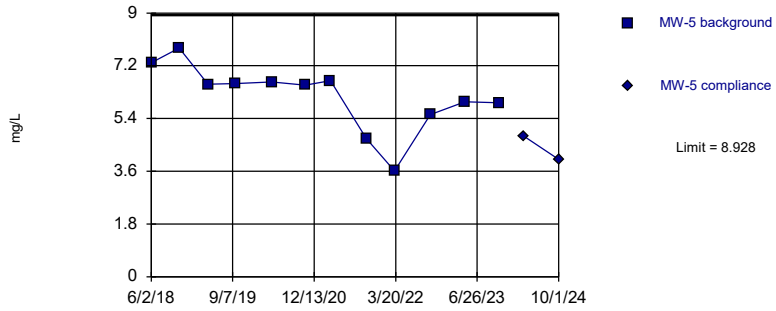

Background Data Summary: Mean=6.159, Std. Dev.=1.131, n=12. Normality test: Shapiro Wilk @alpha = 0.05, calculated = 0.9188, critical = 0.859. Kappa = 2.449 (c=7, w=7, 1 of 2, event alpha = 0.05132). Report alpha = 0.001075.

Constituent: Chloride Analysis Run 11/20/2024 10:44 AM View: Intrawell PL

Plant Daniel Client: Southern Company Data: Plant Daniel Gypsum CCR

Sanitas™ v.10.0.23 Sanitas software utilized by Groundwater Stats Consulting. UG

Hollow symbols indicate censored values.

Within Limit

Prediction Limit

Intrawell Parametric

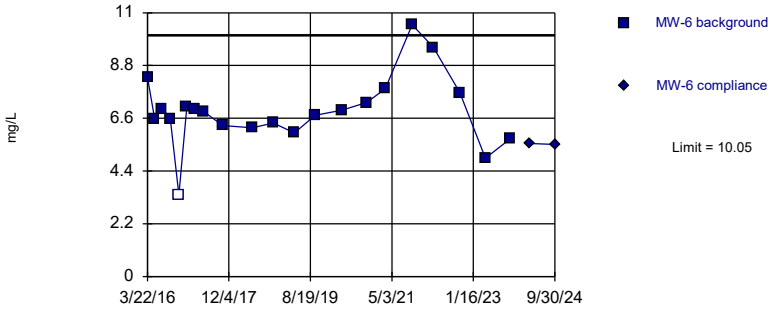

Background Data Summary: Mean=6.902, Std. Dev.=1.47, n=21, 4.762% NDs. Normality test: Shapiro Wilk @alpha = 0.01, calculated = 0.9307, critical = 0.873. Kappa = 2.143 (c=7, w=7, 1 of 2, event alpha = 0.05132). Report alpha = 0.001075.

Constituent: Chloride Analysis Run 11/20/2024 10:44 AM View: Intrawell PL

Plant Daniel Client: Southern Company Data: Plant Daniel Gypsum CCR

Sanitas™ v.10.0.23 Sanitas software utilized by Groundwater Stats Consulting. UG

Within Limit

Prediction Limit

Intrawell Parametric

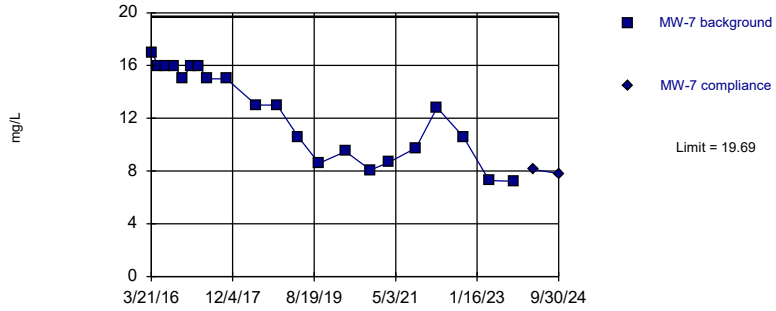

Background Data Summary: Mean=12.43, Std. Dev.=3.386, n=21. Normality test: Shapiro Wilk @alpha = 0.01, calculated = 0.8896, critical = 0.873. Kappa = 2.143 (c=7, w=7, 1 of 2, event alpha = 0.05132). Report alpha = 0.001075.

Constituent: Chloride Analysis Run 11/20/2024 10:44 AM View: Intrawell PL

Plant Daniel Client: Southern Company Data: Plant Daniel Gypsum CCR

Within Limit

Prediction Limit

Intrawell Parametric

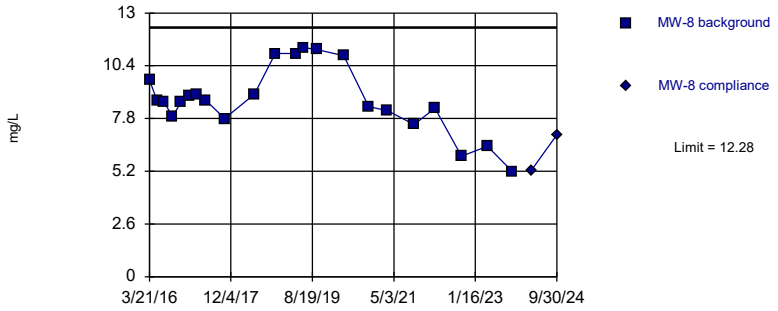

Background Data Summary: Mean=8.739, Std. Dev.=1.664, n=22. Normality test: Shapiro Wilk @alpha = 0.01, calculated = 0.9377, critical = 0.878. Kappa = 2.128 (c=7, w=7, 1 of 2, event alpha = 0.05132). Report alpha = 0.001075.

Constituent: Chloride Analysis Run 11/20/2024 10:44 AM View: Intrawell PL

Plant Daniel Client: Southern Company Data: Plant Daniel Gypsum CCR

Sanitas™ v.10.0.23 Sanitas software utilized by Groundwater Stats Consulting. UG

Within Limit

Prediction Limit

Intrawell Parametric

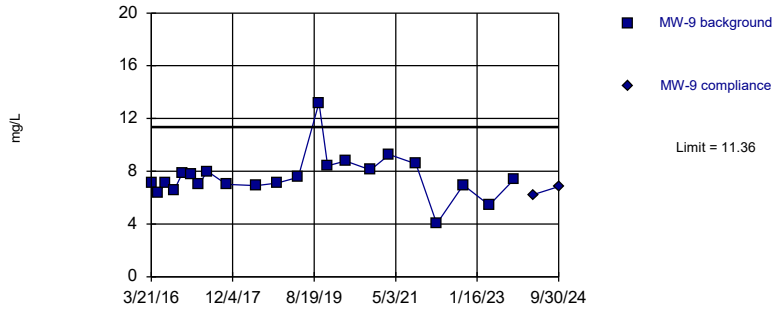

Background Data Summary (based on square root transformation): Mean=2.737, Std. Dev.=0.2978, n=22. Normality test: Shapiro Wilk @alpha = 0.01, calculated = 0.8855, critical = 0.878. Kappa = 2.128 (c=7, w=7, 1 of 2, event alpha = 0.05132). Report alpha = 0.001075.

Constituent: Chloride Analysis Run 11/20/2024 10:44 AM View: Intrawell PL

Plant Daniel Client: Southern Company Data: Plant Daniel Gypsum CCR

Sanitas™ v.10.0.23 Sanitas software utilized by Groundwater Stats Consulting. UG

Hollow symbols indicate censored values.

Within Limit

Prediction Limit

Intrawell Non-parametric

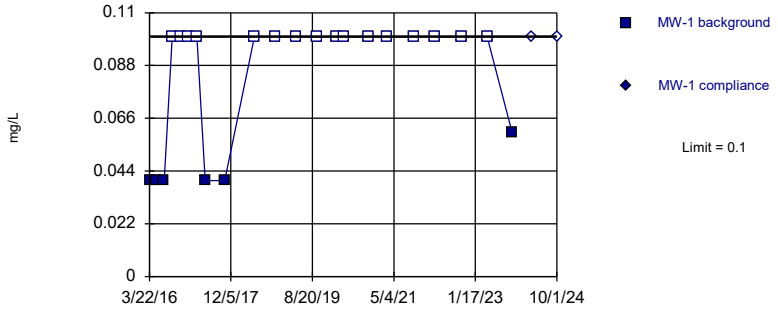

Non-parametric test used in lieu of parametric prediction limit because censored data exceeded 50%. Limit is highest of 22 background values. 72.73% NDs. Well-constituent pair annual alpha = 0.007401. Individual comparison alpha = 0.003707 (1 of 2).

Constituent: Fluoride Analysis Run 11/20/2024 10:44 AM View: Intrawell PL

Plant Daniel Client: Southern Company Data: Plant Daniel Gypsum CCR

Sanitas™ v.10.0.23 Sanitas software utilized by Groundwater Stats Consulting. UG

Hollow symbols indicate censored values.

Within Limit

Prediction Limit

Intrawell Non-parametric

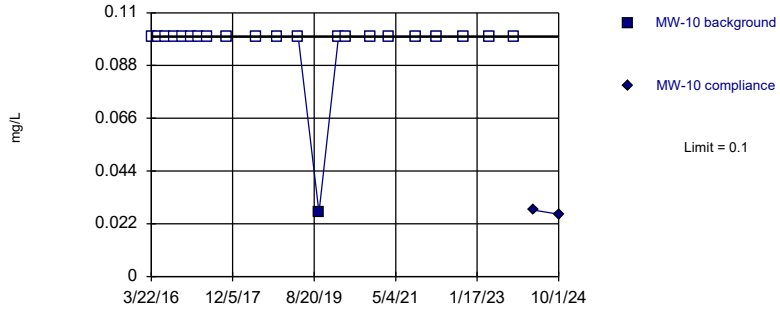

Non-parametric test used in lieu of parametric prediction limit because censored data exceeded 50%. Limit is highest of 22 background values. 95.45% NDs. Well-constituent pair annual alpha = 0.007401. Individual comparison alpha = 0.003707 (1 of 2).

Constituent: Fluoride Analysis Run 11/20/2024 10:44 AM View: Intrawell PL

Plant Daniel Client: Southern Company Data: Plant Daniel Gypsum CCR

Sanitas™ v.10.0.23 Sanitas software utilized by Groundwater Stats Consulting. UG
Hollow symbols indicate censored values.

Within Limit

Prediction Limit

Intrawell Non-parametric

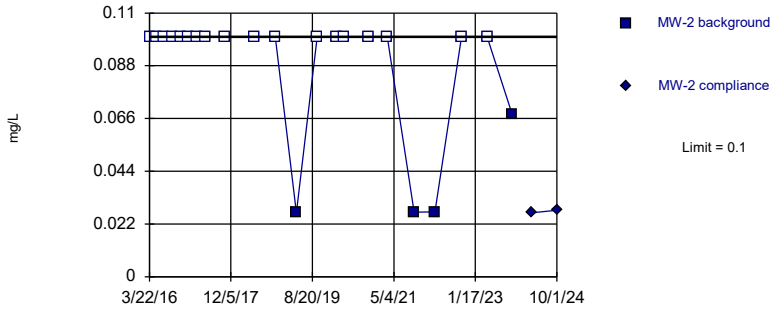

Non-parametric test used in lieu of parametric prediction limit because censored data exceeded 50%. Limit is highest of 22 background values. 81.82% NDs. Well-constituent pair annual alpha = 0.007401. Individual comparison alpha = 0.003707 (1 of 2).

Constituent: Fluoride Analysis Run 11/20/2024 10:44 AM View: Intrawell PL

Plant Daniel Client: Southern Company Data: Plant Daniel Gypsum CCR

Sanitas™ v.10.0.23 Sanitas software utilized by Groundwater Stats Consulting. UG
Hollow symbols indicate censored values.

Within Limit

Prediction Limit

Intrawell Non-parametric

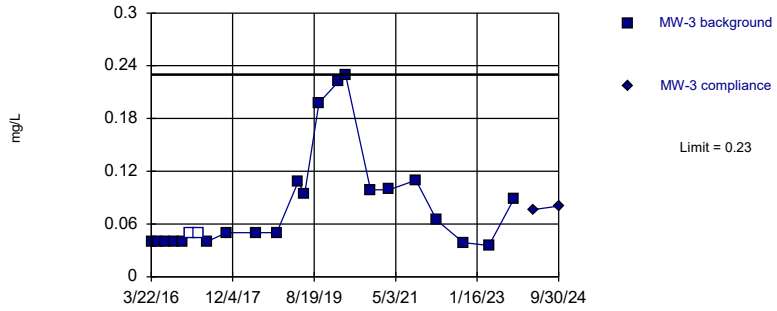

Non-parametric test used in lieu of parametric prediction limit because the Shapiro Wilk normality test showed the data to be non-normal at the 0.01 alpha level. Limit is highest of 23 background values. 8.696% NDs. Well-constituent pair annual alpha = 0.006819. Individual comparison alpha = 0.003415 (1 of 2).

Constituent: Fluoride Analysis Run 11/20/2024 10:44 AM View: Intrawell PL

Plant Daniel Client: Southern Company Data: Plant Daniel Gypsum CCR

Sanitas™ v.10.0.23 Sanitas software utilized by Groundwater Stats Consulting. UG
Hollow symbols indicate censored values.

Within Limit

Prediction Limit

Intrawell Non-parametric

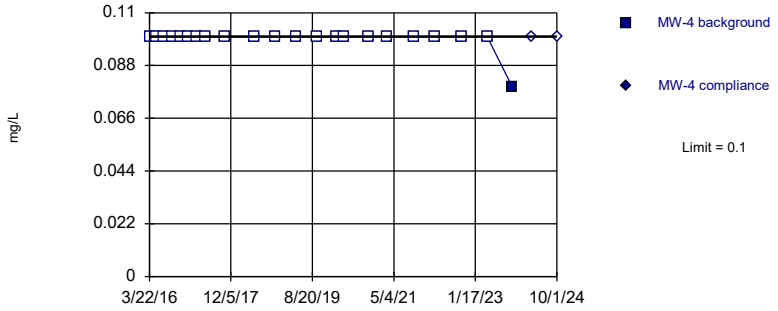

Non-parametric test used in lieu of parametric prediction limit because censored data exceeded 50%. Limit is highest of 22 background values. 95.45% NDs. Well-constituent pair annual alpha = 0.007401. Individual comparison alpha = 0.003707 (1 of 2).

Constituent: Fluoride Analysis Run 11/20/2024 10:44 AM View: Intrawell PL

Plant Daniel Client: Southern Company Data: Plant Daniel Gypsum CCR

Sanitas™ v.10.0.23 Sanitas software utilized by Groundwater Stats Consulting. UG
Hollow symbols indicate censored values.

Within Limit

Prediction Limit

Intrawell Non-parametric

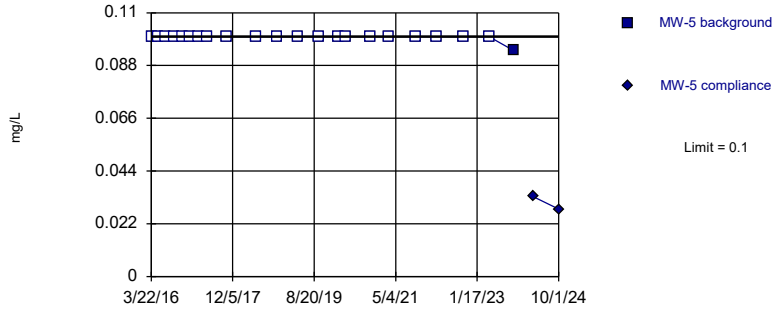

Non-parametric test used in lieu of parametric prediction limit because censored data exceeded 50%. Limit is highest of 22 background values. 95.45% NDs. Well-constituent pair annual alpha = 0.007401. Individual comparison alpha = 0.003707 (1 of 2).

Constituent: Fluoride Analysis Run 11/20/2024 10:44 AM View: Intrawell PL

Plant Daniel Client: Southern Company Data: Plant Daniel Gypsum CCR

Sanitas™ v.10.0.23 Sanitas software utilized by Groundwater Stats Consulting. UG
Hollow symbols indicate censored values.

Within Limit

Prediction Limit

Intrawell Non-parametric

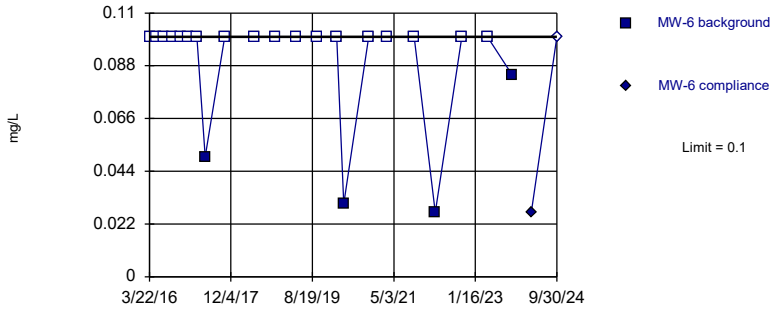

Non-parametric test used in lieu of parametric prediction limit because censored data exceeded 50%. Limit is highest of 22 background values. 81.82% NDs. Well-constituent pair annual alpha = 0.007401. Individual comparison alpha = 0.003707 (1 of 2).

Constituent: Fluoride Analysis Run 11/20/2024 10:44 AM View: Intrawell PL

Plant Daniel Client: Southern Company Data: Plant Daniel Gypsum CCR

Sanitas™ v.10.0.23 Sanitas software utilized by Groundwater Stats Consulting. UG
Hollow symbols indicate censored values.

Within Limit

Prediction Limit

Intrawell Non-parametric

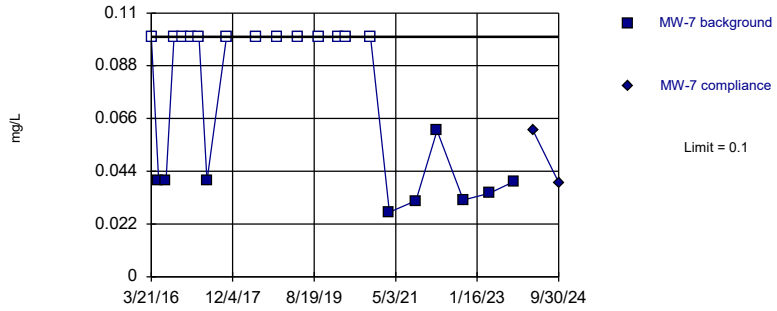

Non-parametric test used in lieu of parametric prediction limit because censored data exceeded 50%. Limit is highest of 22 background values. 59.09% NDs. Well-constituent pair annual alpha = 0.007401. Individual comparison alpha = 0.003707 (1 of 2).

Constituent: Fluoride Analysis Run 11/20/2024 10:44 AM View: Intrawell PL

Plant Daniel Client: Southern Company Data: Plant Daniel Gypsum CCR

Sanitas™ v.10.0.23 Sanitas software utilized by Groundwater Stats Consulting. UG
Hollow symbols indicate censored values.

Within Limit

Prediction Limit

Intrawell Non-parametric

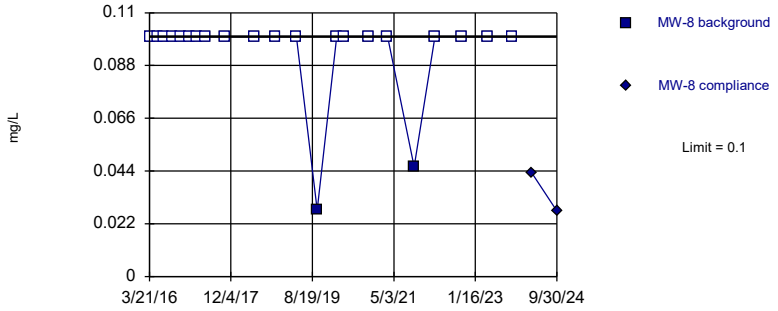

Non-parametric test used in lieu of parametric prediction limit because censored data exceeded 50%. Limit is highest of 22 background values. 90.91% NDs. Well-constituent pair annual alpha = 0.007401. Individual comparison alpha = 0.003707 (1 of 2).

Constituent: Fluoride Analysis Run 11/20/2024 10:44 AM View: Intrawell PL

Plant Daniel Client: Southern Company Data: Plant Daniel Gypsum CCR

Sanitas™ v.10.0.23 Sanitas software utilized by Groundwater Stats Consulting. UG
Hollow symbols indicate censored values.

Within Limit

Prediction Limit

Intrawell Non-parametric

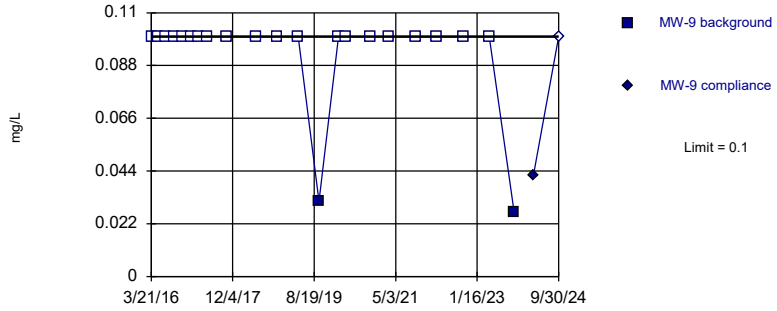

Non-parametric test used in lieu of parametric prediction limit because censored data exceeded 50%. Limit is highest of 22 background values. 90.91% NDs. Well-constituent pair annual alpha = 0.007401. Individual comparison alpha = 0.003707 (1 of 2).

Constituent: Fluoride Analysis Run 11/20/2024 10:44 AM View: Intrawell PL

Plant Daniel Client: Southern Company Data: Plant Daniel Gypsum CCR

Within Limits

Prediction Limit

Intrawell Parametric

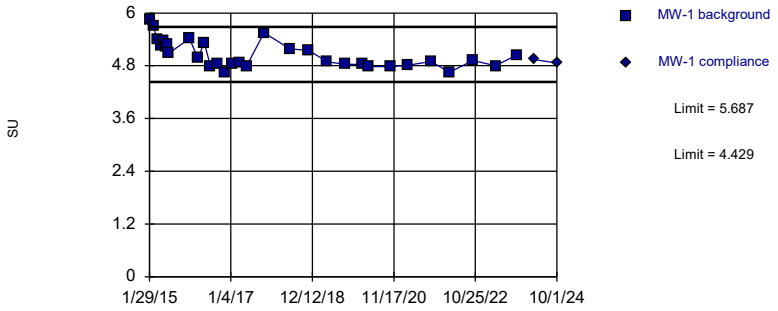

Background Data Summary: Mean=5.058, Std. Dev.=0.3101, n=31. Normality test: Shapiro Wilk @alpha = 0.01, calculated = 0.905, critical = 0.902. Kappa = 2.029 (c=7, w=7, 1 of 2, event alpha = 0.05132). Report alpha = 0.001075.

Constituent: pH Analysis Run 11/20/2024 10:44 AM View: Intrawell PL

Plant Daniel Client: Southern Company Data: Plant Daniel Gypsum CCR

Sanitas™ v.10.0.23 Sanitas software utilized by Groundwater Stats Consulting. UG

Within Limits

Prediction Limit

Intrawell Parametric

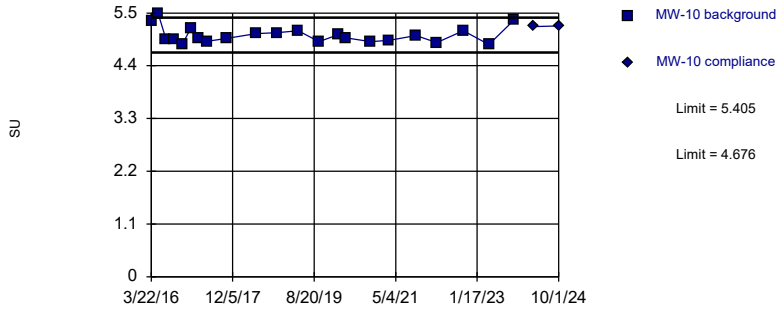

Background Data Summary: Mean=5.04, Std. Dev.=0.1711, n=22. Normality test: Shapiro Wilk @alpha = 0.01, calculated = 0.8812, critical = 0.878. Kappa = 2.128 (c=7, w=7, 1 of 2, event alpha = 0.05132). Report alpha = 0.001075.

Constituent: pH Analysis Run 11/20/2024 10:44 AM View: Intrawell PL

Plant Daniel Client: Southern Company Data: Plant Daniel Gypsum CCR

Sanitas™ v.10.0.23 Sanitas software utilized by Groundwater Stats Consulting. UG

Within Limits

Prediction Limit

Intrawell Non-parametric

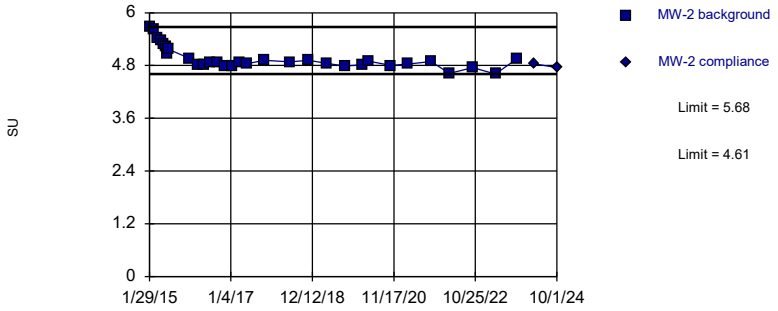

Non-parametric test used in lieu of parametric prediction limit because the Shapiro Wilk normality test showed the data to be non-normal at the 0.01 alpha level. Limits are highest and lowest of 31 background values. Well-constituent pair annual alpha = 0.007614. Individual comparison alpha = 0.003811 (1 of 2).

Constituent: pH Analysis Run 11/20/2024 10:44 AM View: Intrawell PL

Plant Daniel Client: Southern Company Data: Plant Daniel Gypsum CCR

Sanitas™ v.10.0.23 Sanitas software utilized by Groundwater Stats Consulting. UG

Within Limits

Prediction Limit

Intrawell Parametric

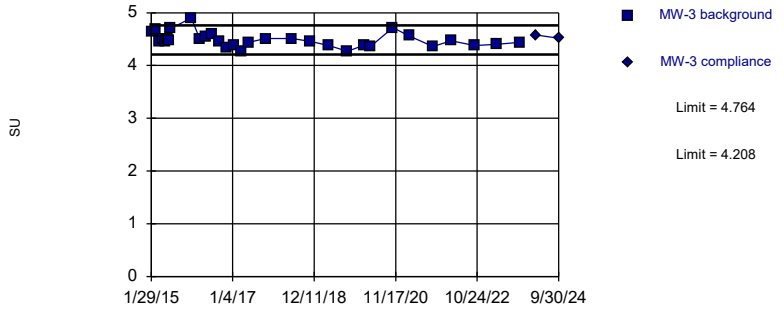

Background Data Summary: Mean=4.486, Std. Dev.=0.137, n=31. Normality test: Shapiro Wilk @alpha = 0.01, calculated = 0.9356, critical = 0.902. Kappa = 2.029 (c=7, w=7, 1 of 2, event alpha = 0.05132). Report alpha = 0.001075.

Constituent: pH Analysis Run 11/20/2024 10:44 AM View: Intrawell PL

Plant Daniel Client: Southern Company Data: Plant Daniel Gypsum CCR

Within Limits

Prediction Limit

Intrawell Parametric

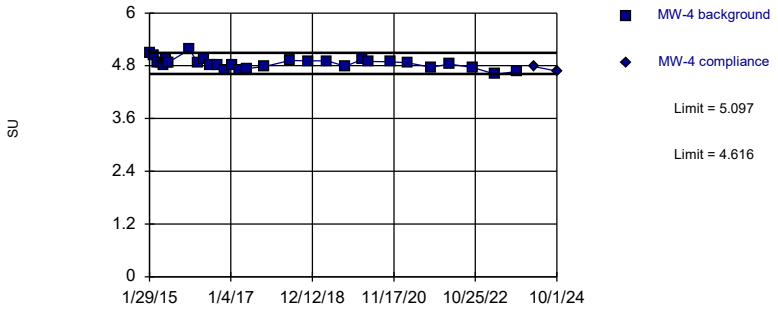

Background Data Summary: Mean=4.857, Std. Dev.=0.1186, n=31. Normality test: Shapiro Wilk @alpha = 0.01, calculated = 0.9711, critical = 0.902. Kappa = 2.029 (c=7, w=7, 1 of 2, event alpha = 0.05132). Report alpha = 0.001075.

Constituent: pH Analysis Run 11/20/2024 10:44 AM View: Intrawell PL

Plant Daniel Client: Southern Company Data: Plant Daniel Gypsum CCR

Within Limits

Prediction Limit

Intrawell Parametric

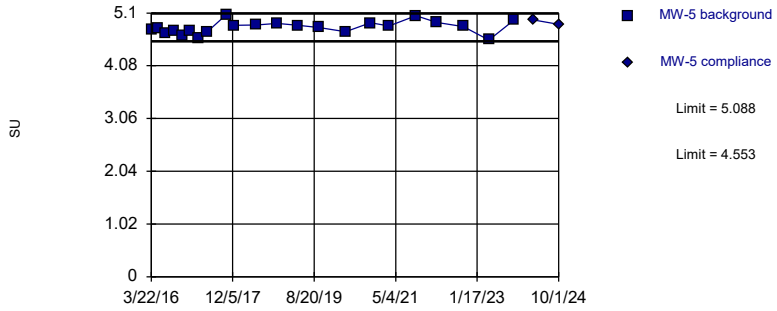

Background Data Summary: Mean=4.82, Std. Dev.=0.1257, n=22. Normality test: Shapiro Wilk @alpha = 0.01, calculated = 0.9808, critical = 0.878. Kappa = 2.128 (c=7, w=7, 1 of 2, event alpha = 0.05132). Report alpha = 0.001075.

Constituent: pH Analysis Run 11/20/2024 10:44 AM View: Intrawell PL

Plant Daniel Client: Southern Company Data: Plant Daniel Gypsum CCR

Within Limits

Prediction Limit

Intrawell Parametric

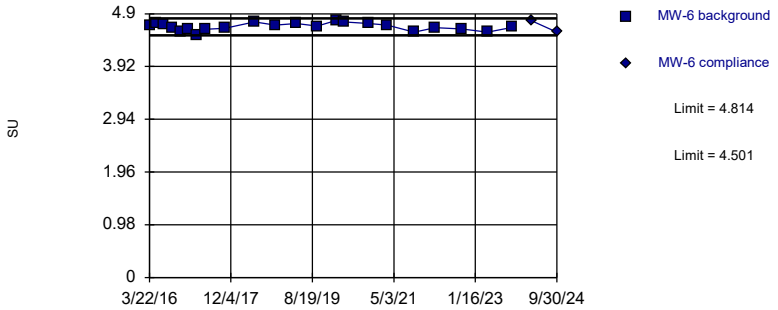

Background Data Summary: Mean=4.657, Std. Dev.=0.07343, n=22. Normality test: Shapiro Wilk @alpha = 0.01, calculated = 0.9754, critical = 0.878. Kappa = 2.128 (c=7, w=7, 1 of 2, event alpha = 0.05132). Report alpha = 0.001075.

Constituent: pH Analysis Run 11/20/2024 10:44 AM View: Intrawell PL

Plant Daniel Client: Southern Company Data: Plant Daniel Gypsum CCR

Within Limits

Prediction Limit

Intrawell Non-parametric

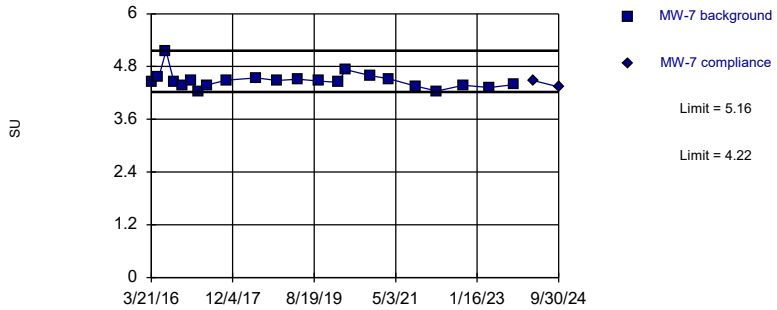

Non-parametric test used in lieu of parametric prediction limit because the Shapiro Wilk normality test showed the data to be non-normal at the 0.01 alpha level. Limits are highest and lowest of 22 background values. Well-constituent pair annual alpha = 0.0148. Individual comparison alpha = 0.007415 (1 of 2).

Constituent: pH Analysis Run 11/20/2024 10:44 AM View: Intrawell PL

Plant Daniel Client: Southern Company Data: Plant Daniel Gypsum CCR

Within Limits

Prediction Limit

Intrawell Parametric

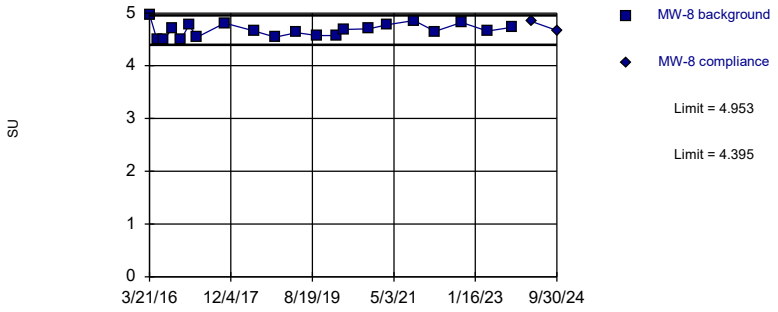

Background Data Summary: Mean=4.674, Std. Dev.=0.1303, n=21. Normality test: Shapiro Wilk @alpha = 0.01, calculated = 0.963, critical = 0.873. Kappa = 2.143 (c=7, w=7, 1 of 2, event alpha = 0.05132). Report alpha = 0.001075.

Constituent: pH Analysis Run 11/20/2024 10:44 AM View: Intrawell PL

Plant Daniel Client: Southern Company Data: Plant Daniel Gypsum CCR

Sanitas™ v.10.0.23 Sanitas software utilized by Groundwater Stats Consulting. UG

Within Limits

Prediction Limit

Intrawell Parametric

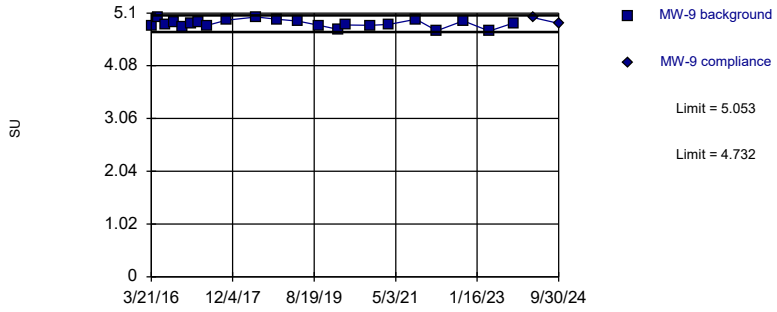

Background Data Summary: Mean=4.893, Std. Dev.=0.07535, n=22. Normality test: Shapiro Wilk @alpha = 0.01, calculated = 0.9689, critical = 0.878. Kappa = 2.128 (c=7, w=7, 1 of 2, event alpha = 0.05132). Report alpha = 0.001075.

Constituent: pH Analysis Run 11/20/2024 10:44 AM View: Intrawell PL

Plant Daniel Client: Southern Company Data: Plant Daniel Gypsum CCR

Sanitas™ v.10.0.23 Sanitas software utilized by Groundwater Stats Consulting. UG

Hollow symbols indicate censored values.

Within Limit

Prediction Limit

Intrawell Parametric

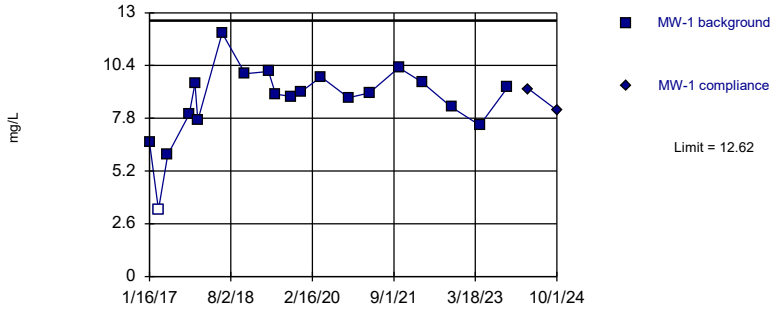

Background Data Summary: Mean=8.644, Std. Dev.=1.843, n=20, 5% NDs. Normality test: Shapiro Wilk @alpha = 0.01, calculated = 0.9092, critical = 0.868. Kappa = 2.158 (c=7, w=7, 1 of 2, event alpha = 0.05132). Report alpha = 0.001075.

Constituent: Sulfate Analysis Run 11/20/2024 10:44 AM View: Intrawell PL

Plant Daniel Client: Southern Company Data: Plant Daniel Gypsum CCR

Sanitas™ v.10.0.23 Sanitas software utilized by Groundwater Stats Consulting. UG

Hollow symbols indicate censored values.

Exceeds Limit

Prediction Limit

Intrawell Non-parametric

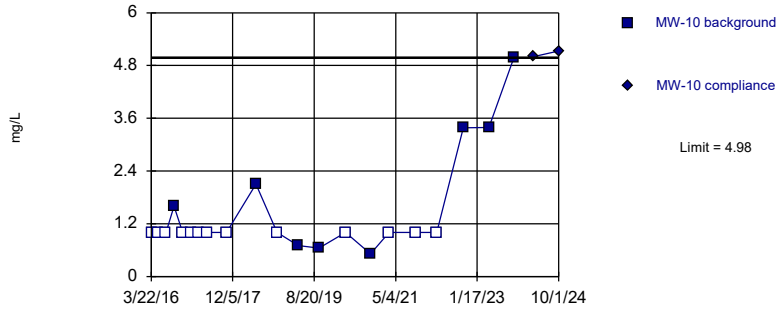

Non-parametric test used in lieu of parametric prediction limit because censored data exceeded 50%. Limit is highest of 21 background values. 61.9% NDs. Well-constituent pair annual alpha = 0.007982. Individual comparison alpha = 0.003999 (1 of 2).

Constituent: Sulfate Analysis Run 11/20/2024 10:44 AM View: Intrawell PL

Plant Daniel Client: Southern Company Data: Plant Daniel Gypsum CCR

Sanitas™ v.10.0.23 Sanitas software utilized by Groundwater Stats Consulting. UG
Hollow symbols indicate censored values.

Within Limit

Prediction Limit

Intrawell Non-parametric

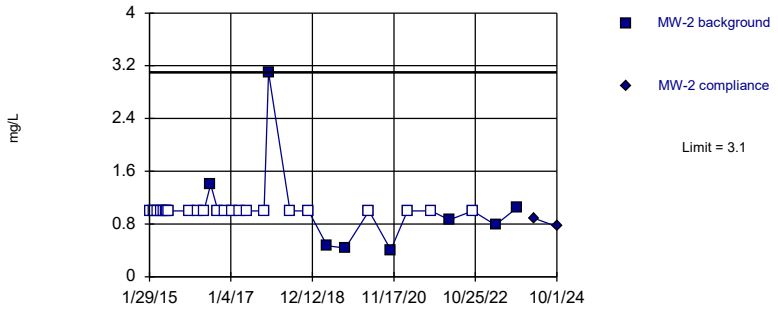

Non-parametric test used in lieu of parametric prediction limit because censored data exceeded 50%. Limit is highest of 31 background values. 74.19% NDs. Well-constituent pair annual alpha = 0.003807. Individual comparison alpha = 0.001905 (1 of 2).

Constituent: Sulfate Analysis Run 11/20/2024 10:44 AM View: Intrawell PL
Plant Daniel Client: Southern Company Data: Plant Daniel Gypsum CCR

Sanitas™ v.10.0.23 Sanitas software utilized by Groundwater Stats Consulting. UG
Hollow symbols indicate censored values.

Exceeds Limit

Prediction Limit

Intrawell Non-parametric

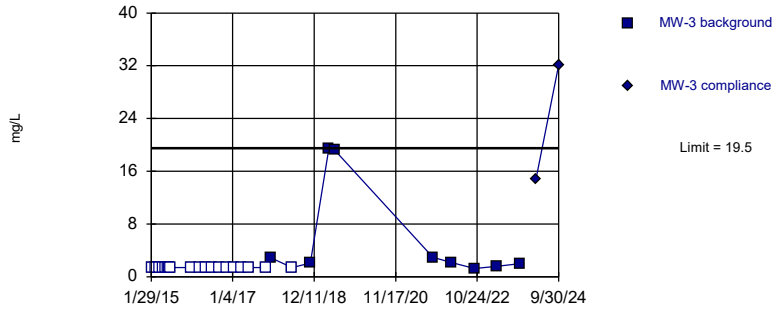

Non-parametric test used in lieu of parametric prediction limit because censored data exceeded 50%. Limit is highest of 28 background values. 67.86% NDs. Well-constituent pair annual alpha = 0.004669. Individual comparison alpha = 0.002337 (1 of 2).

Constituent: Sulfate Analysis Run 11/20/2024 10:44 AM View: Intrawell PL
Plant Daniel Client: Southern Company Data: Plant Daniel Gypsum CCR

Sanitas™ v.10.0.23 Sanitas software utilized by Groundwater Stats Consulting. UG
Hollow symbols indicate censored values.

Within Limit

Prediction Limit

Intrawell Non-parametric

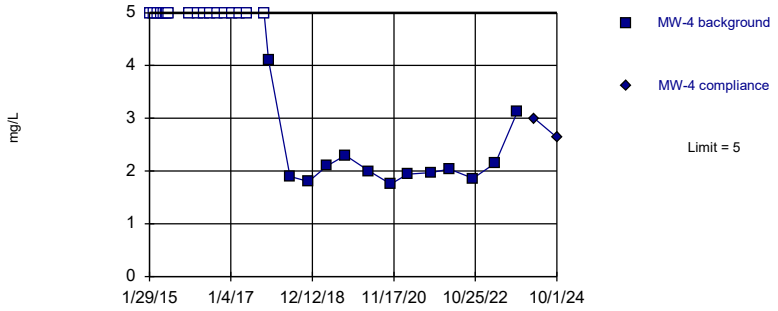

Non-parametric test used in lieu of parametric prediction limit because censored data exceeded 50%. Limit is highest of 31 background values. 58.06% NDs. Well-constituent pair annual alpha = 0.003807. Individual comparison alpha = 0.001905 (1 of 2).

Constituent: Sulfate Analysis Run 11/20/2024 10:44 AM View: Intrawell PL
Plant Daniel Client: Southern Company Data: Plant Daniel Gypsum CCR

Sanitas™ v.10.0.23 Sanitas software utilized by Groundwater Stats Consulting. UG
Hollow symbols indicate censored values.

Within Limit

Prediction Limit

Intrawell Parametric

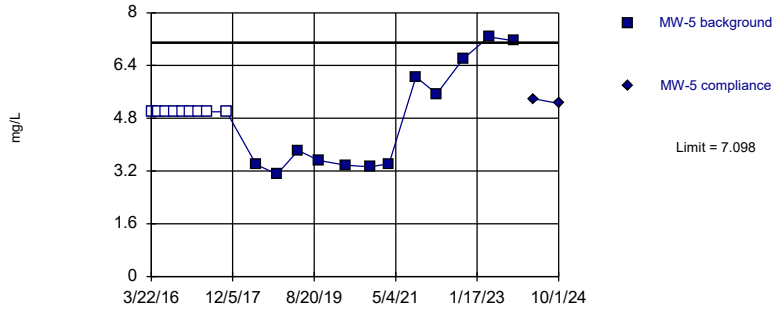

Background Data Summary (after Kaplan-Meier Adjustment): Mean=4.162, Std. Dev.=1.37, n=21, 42.86% NDs. Normality test: Shapiro Wilk @alpha = 0.01, calculated = 0.8932, critical = 0.873. Kappa = 2.143 (c=7, w=7, 1 of 2, event alpha = 0.05132). Report alpha = 0.001075.

Constituent: Sulfate Analysis Run 11/20/2024 10:44 AM View: Intrawell PL
Plant Daniel Client: Southern Company Data: Plant Daniel Gypsum CCR

Sanitas™ v.10.0.23 Sanitas software utilized by Groundwater Stats Consulting. UG
Hollow symbols indicate censored values.

Within Limit

Prediction Limit

Intrawell Parametric

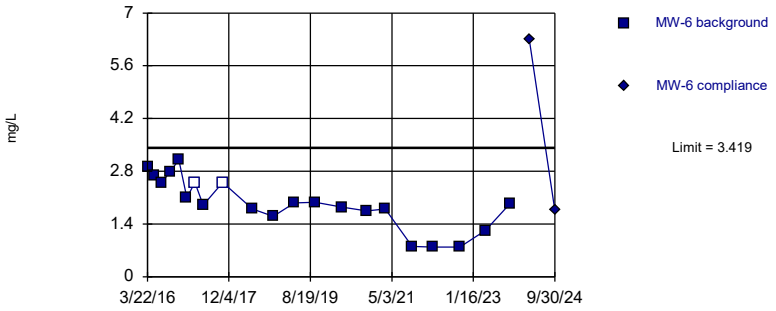

Background Data Summary: Mean=1.967, Std. Dev.=0.6774, n=21, 9.524% NDs. Normality test: Shapiro Wilk @alpha = 0.01, calculated = 0.9421, critical = 0.873. Kappa = 2.143 (c=7, w=7, 1 of 2, event alpha = 0.05132). Report alpha = 0.001075.

Constituent: Sulfate Analysis Run 11/20/2024 10:44 AM View: Intrawell PL
Plant Daniel Client: Southern Company Data: Plant Daniel Gypsum CCR

Sanitas™ v.10.0.23 Sanitas software utilized by Groundwater Stats Consulting. UG
Hollow symbols indicate censored values.

Within Limit

Prediction Limit

Intrawell Non-parametric

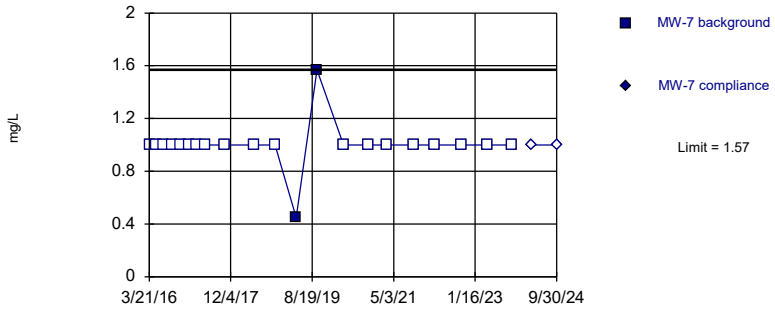

Non-parametric test used in lieu of parametric prediction limit because censored data exceeded 50%. Limit is highest of 21 background values. 90.48% NDs. Well-constituent pair annual alpha = 0.007982. Individual comparison alpha = 0.003999 (1 of 2).

Constituent: Sulfate Analysis Run 11/20/2024 10:44 AM View: Intrawell PL
Plant Daniel Client: Southern Company Data: Plant Daniel Gypsum CCR

Sanitas™ v.10.0.23 Sanitas software utilized by Groundwater Stats Consulting. UG
Hollow symbols indicate censored values.

Within Limit

Prediction Limit

Intrawell Non-parametric

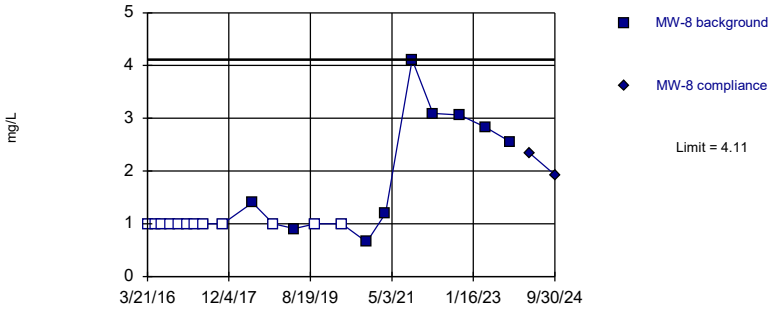

Non-parametric test used in lieu of parametric prediction limit because censored data exceeded 50%. Limit is highest of 21 background values. 57.14% NDs. Well-constituent pair annual alpha = 0.007982. Individual comparison alpha = 0.003999 (1 of 2).

Constituent: Sulfate Analysis Run 11/20/2024 10:44 AM View: Intrawell PL
Plant Daniel Client: Southern Company Data: Plant Daniel Gypsum CCR

Sanitas™ v.10.0.23 Sanitas software utilized by Groundwater Stats Consulting. UG
Hollow symbols indicate censored values.

Within Limit

Prediction Limit

Intrawell Parametric

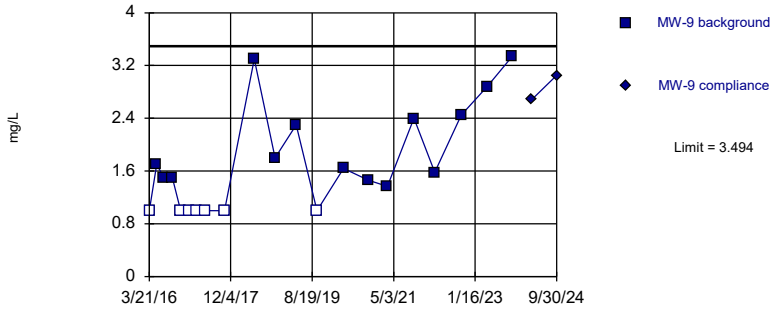

Background Data Summary (based on square root transformation) (after Kaplan-Meier Adjustment): Mean=1.276, Std. Dev.=0.2767, n=21, 33.33% NDs. Normality test: Shapiro Wilk @alpha = 0.01, calculated = 0.8755, critical = 0.873. Kappa = 2.143 (c=7, w=7, 1 of 2, event alpha = 0.05132). Report alpha = 0.001075.

Constituent: Sulfate Analysis Run 11/20/2024 10:44 AM View: Intrawell PL
Plant Daniel Client: Southern Company Data: Plant Daniel Gypsum CCR

Sanitas™ v.10.0.23 Sanitas software utilized by Groundwater Stats Consulting. UG

Within Limit

Prediction Limit

Intrawell Parametric

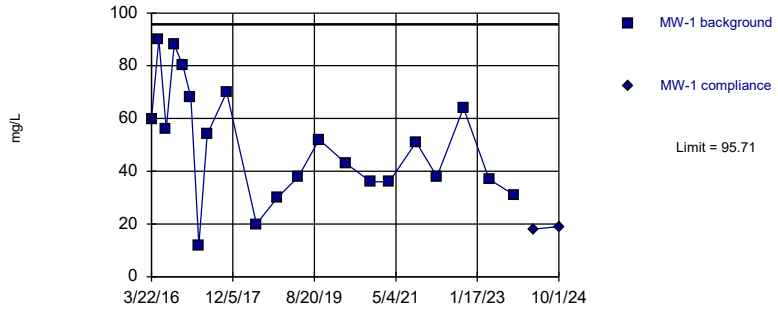

Background Data Summary: Mean=50.19, Std. Dev.=21.24, n=21. Normality test: Shapiro Wilk @alpha = 0.01, calculated = 0.9698, critical = 0.873. Kappa = 2.143 (c=7, w=7, 1 of 2, event alpha = 0.05132). Report alpha = 0.001075.

Constituent: Total Dissolved Solids Analysis Run 11/20/2024 10:44 AM View: Intrawell PL

Plant Daniel Client: Southern Company Data: Plant Daniel Gypsum CCR

Sanitas™ v.10.0.23 Sanitas software utilized by Groundwater Stats Consulting. UG

Hollow symbols indicate censored values.

Within Limit

Prediction Limit

Intrawell Parametric

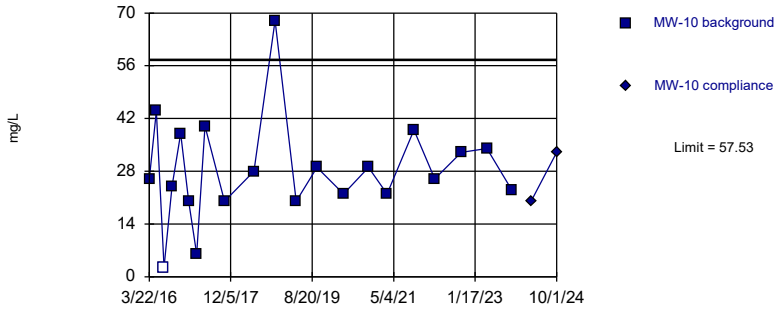

Background Data Summary: Mean=28.26, Std. Dev.=13.66, n=21, 4.762% NDs. Normality test: Shapiro Wilk @alpha = 0.01, calculated = 0.9176, critical = 0.873. Kappa = 2.143 (c=7, w=7, 1 of 2, event alpha = 0.05132). Report alpha = 0.001075.

Constituent: Total Dissolved Solids Analysis Run 11/20/2024 10:44 AM View: Intrawell PL

Plant Daniel Client: Southern Company Data: Plant Daniel Gypsum CCR

Sanitas™ v.10.0.23 Sanitas software utilized by Groundwater Stats Consulting. UG

Hollow symbols indicate censored values.

Within Limit

Prediction Limit

Intrawell Parametric

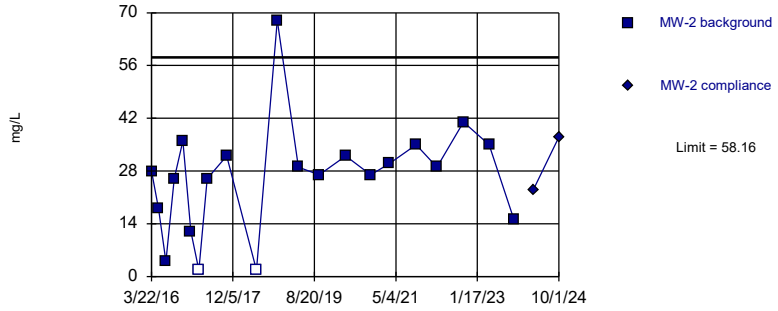

Background Data Summary: Mean=26.35, Std. Dev.=14.84, n=21, 9.524% NDs. Normality test: Shapiro Wilk @alpha = 0.01, calculated = 0.9004, critical = 0.873. Kappa = 2.143 (c=7, w=7, 1 of 2, event alpha = 0.05132). Report alpha = 0.001075.

Constituent: Total Dissolved Solids Analysis Run 11/20/2024 10:44 AM View: Intrawell PL

Plant Daniel Client: Southern Company Data: Plant Daniel Gypsum CCR

Sanitas™ v.10.0.23 Sanitas software utilized by Groundwater Stats Consulting. UG

Hollow symbols indicate censored values.

Within Limit

Prediction Limit

Intrawell Parametric

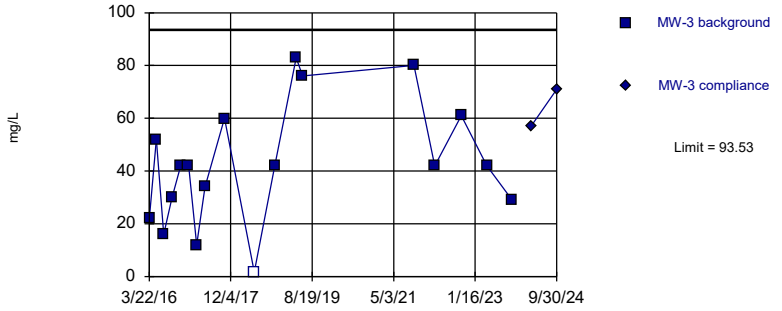

Background Data Summary: Mean=42.59, Std. Dev.=23.06, n=18, 5.556% NDs. Normality test: Shapiro Wilk @alpha = 0.05, calculated = 0.9631, critical = 0.897. Kappa = 2.209 (c=7, w=7, 1 of 2, event alpha = 0.05132). Report alpha = 0.001075.

Constituent: Total Dissolved Solids Analysis Run 11/20/2024 10:44 AM View: Intrawell PL

Plant Daniel Client: Southern Company Data: Plant Daniel Gypsum CCR

Sanitas™ v.10.0.23 Sanitas software utilized by Groundwater Stats Consulting. UG
Hollow symbols indicate censored values.

Within Limit

Prediction Limit

Intrawell Parametric

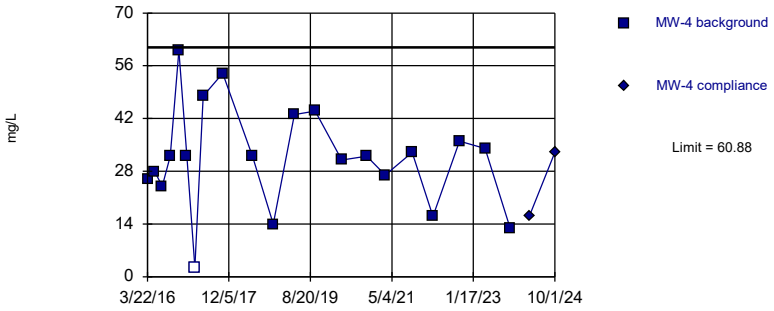

Background Data Summary: Mean=31.5, Std. Dev.=13.71, n=21, 4.762% NDs. Normality test: Shapiro Wilk @alpha = 0.01, calculated = 0.9698, critical = 0.873. Kappa = 2.143 (c=7, w=7, 1 of 2, event alpha = 0.05132). Report alpha = 0.001075.

Constituent: Total Dissolved Solids Analysis Run 11/20/2024 10:44 AM View: Intrawell PL

Plant Daniel Client: Southern Company Data: Plant Daniel Gypsum CCR

Sanitas™ v.10.0.23 Sanitas software utilized by Groundwater Stats Consulting. UG
Hollow symbols indicate censored values.

Within Limit

Prediction Limit

Intrawell Parametric

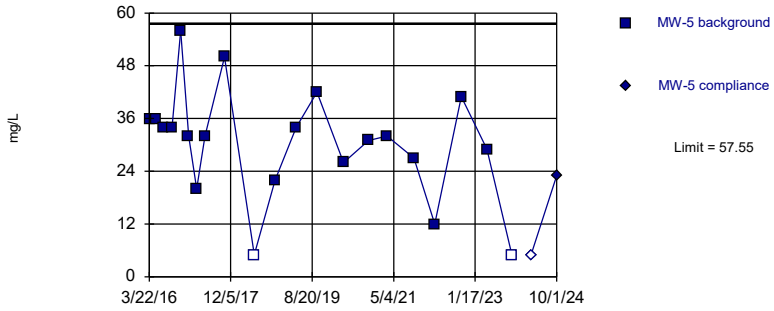

Background Data Summary: Mean=30.29, Std. Dev.=12.72, n=21, 9.524% NDs. Normality test: Shapiro Wilk @alpha = 0.01, calculated = 0.9467, critical = 0.873. Kappa = 2.143 (c=7, w=7, 1 of 2, event alpha = 0.05132). Report alpha = 0.001075.

Constituent: Total Dissolved Solids Analysis Run 11/20/2024 10:44 AM View: Intrawell PL

Plant Daniel Client: Southern Company Data: Plant Daniel Gypsum CCR

Sanitas™ v.10.0.23 Sanitas software utilized by Groundwater Stats Consulting. UG
Hollow symbols indicate censored values.

Within Limit

Prediction Limit

Intrawell Parametric

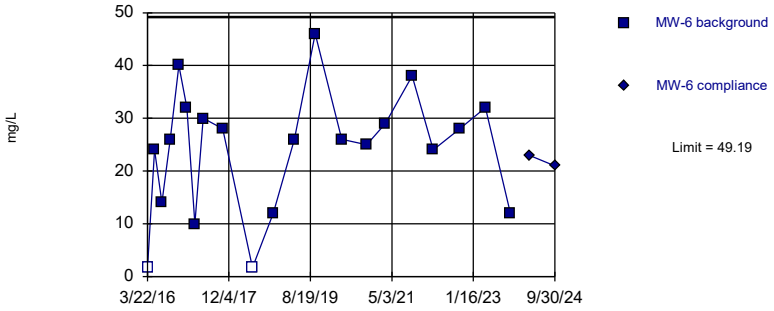

Background Data Summary: Mean=24.07, Std. Dev.=11.72, n=21, 9.524% NDs. Normality test: Shapiro Wilk @alpha = 0.01, calculated = 0.9449, critical = 0.873. Kappa = 2.143 (c=7, w=7, 1 of 2, event alpha = 0.05132). Report alpha = 0.001075.

Constituent: Total Dissolved Solids Analysis Run 11/20/2024 10:44 AM View: Intrawell PL

Plant Daniel Client: Southern Company Data: Plant Daniel Gypsum CCR

Sanitas™ v.10.0.23 Sanitas software utilized by Groundwater Stats Consulting. UG

Within Limit

Prediction Limit

Intrawell Parametric

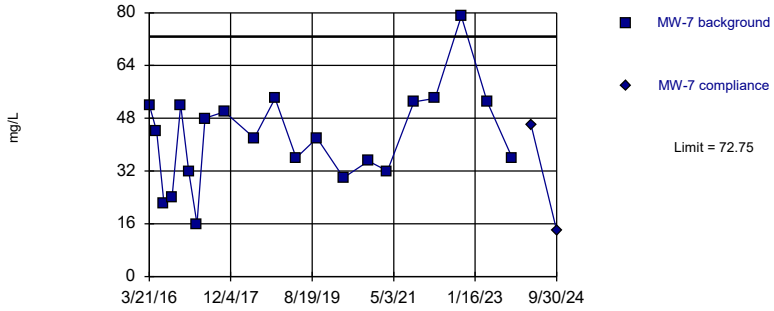

Background Data Summary: Mean=42.19, Std. Dev.=14.26, n=21. Normality test: Shapiro Wilk @alpha = 0.01, calculated = 0.9501, critical = 0.873. Kappa = 2.143 (c=7, w=7, 1 of 2, event alpha = 0.05132). Report alpha = 0.001075.

Constituent: Total Dissolved Solids Analysis Run 11/20/2024 10:44 AM View: Intrawell PL

Plant Daniel Client: Southern Company Data: Plant Daniel Gypsum CCR

Sanitas™ v.10.0.23 Sanitas software utilized by Groundwater Stats Consulting. UG
Hollow symbols indicate censored values.

Within Limit

Prediction Limit

Intrawell Parametric

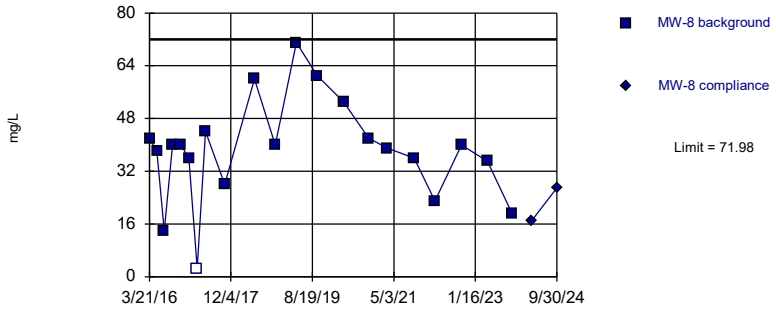

Background Data Summary: Mean=38.26, Std. Dev.=15.73, n=21, 4.762% NDs. Normality test: Shapiro Wilk @alpha = 0.01, calculated = 0.9498, critical = 0.873. Kappa = 2.143 (c=7, w=7, 1 of 2, event alpha = 0.05132). Report alpha = 0.001075.

Constituent: Total Dissolved Solids Analysis Run 11/20/2024 10:44 AM View: Intrawell PL

Plant Daniel Client: Southern Company Data: Plant Daniel Gypsum CCR

Sanitas™ v.10.0.23 Sanitas software utilized by Groundwater Stats Consulting. UG
Hollow symbols indicate censored values.

Within Limit

Prediction Limit

Intrawell Parametric

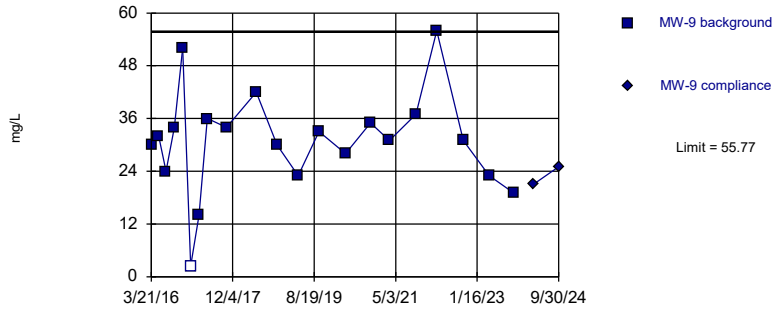

Background Data Summary: Mean=30.79, Std. Dev.=11.66, n=21, 4.762% NDs. Normality test: Shapiro Wilk @alpha = 0.01, calculated = 0.9489, critical = 0.873. Kappa = 2.143 (c=7, w=7, 1 of 2, event alpha = 0.05132). Report alpha = 0.001075.

Constituent: Total Dissolved Solids Analysis Run 11/20/2024 10:44 AM View: Intrawell PL

Plant Daniel Client: Southern Company Data: Plant Daniel Gypsum CCR

Prediction Limit

Constituent: Boron (mg/L) Analysis Run 11/20/2024 10:46 AM View: Intrawell PL

Plant Daniel Client: Southern Company Data: Plant Daniel Gypsum CCR

	MW-1	MW-1
3/22/2016	<0.08	
5/17/2016	<0.08	
7/12/2016	<0.08	
9/13/2016	0.055	
11/17/2016	<0.08	
1/16/2017	<0.08	
3/20/2017	<0.08	
5/23/2017	0.027 (J)	
10/18/2017	<0.08	
6/2/2018	<0.08	
11/8/2018	<0.08	
4/19/2019	<0.08	
9/25/2019	<0.08	
4/15/2020	<0.08	
10/23/2020	<0.08	
3/15/2021	<0.08	
10/6/2021	0.0603 (J)	
3/14/2022	<0.08	
10/3/2022	<0.08	
4/18/2023	0.0647 (J)	
10/26/2023	0.11	
3/19/2024		<0.08
10/1/2024		<0.08

ND substitution: RL or RL/2 if <15% NDs.

Prediction Limit

Constituent: Boron (mg/L) Analysis Run 11/20/2024 10:46 AM View: Intrawell PL

Plant Daniel Client: Southern Company Data: Plant Daniel Gypsum CCR

	MW-10	MW-10
3/22/2016	<0.08	
5/16/2016	<0.08	
7/12/2016	<0.08	
9/13/2016	<0.08	
11/17/2016	<0.08	
1/17/2017	<0.08	
3/20/2017	<0.08	
5/23/2017	0.027 (J)	
10/18/2017	0.022 (J)	
6/1/2018	0.022 (J)	
11/8/2018	<0.08	
4/19/2019	<0.08	
9/25/2019	0.046 (J)	
4/15/2020	<0.08	
10/23/2020	<0.08	
3/15/2021	<0.08	
10/6/2021	<0.08	
3/14/2022	<0.08	
10/3/2022	<0.08	
4/18/2023	0.0299 (J)	
10/26/2023	0.0372 (J)	
3/19/2024		<0.08
10/1/2024		0.0387 (J)

ND substitution: RL or RL/2 if <15% NDs.

Prediction Limit

Constituent: Boron (mg/L) Analysis Run 11/20/2024 10:46 AM View: Intrawell PL

Plant Daniel Client: Southern Company Data: Plant Daniel Gypsum CCR

	MW-2	MW-2
3/22/2016	<0.08	
5/16/2016	<0.08	
7/11/2016	<0.08	
9/13/2016	0.03 (J)	
11/17/2016	<0.08	
1/16/2017	<0.08	
3/20/2017	<0.08	
5/23/2017	<0.08	
10/18/2017	<0.08	
6/2/2018	<0.08	
11/8/2018	<0.08	
4/19/2019	<0.08	
9/25/2019	<0.08	
4/15/2020	<0.08	
10/23/2020	0.0654 (J)	
3/15/2021	<0.08	
10/6/2021	0.0634 (J)	
3/14/2022	<0.08	
10/3/2022	0.0788 (J)	
4/18/2023	0.0472 (J)	
10/26/2023	0.0521 (J)	
3/19/2024		<0.08
10/1/2024		<0.08

ND substitution: RL or RL/2 if <15% NDs.

Prediction Limit

Constituent: Boron (mg/L) Analysis Run 11/20/2024 10:46 AM View: Intrawell PL

Plant Daniel Client: Southern Company Data: Plant Daniel Gypsum CCR

	MW-3	MW-3
3/22/2016	<0.08	
5/16/2016	<0.08	
7/11/2016	<0.08	
9/12/2016	<0.08	
11/16/2016	<0.08	
1/16/2017	<0.08	
3/20/2017	<0.08	
5/22/2017	<0.08	
10/17/2017	<0.08	
6/2/2018	<0.08	
11/7/2018	<0.08	
4/19/2019	<0.08	
9/25/2019	0.0677	
11/29/2019	0.123	
4/14/2020	0.102	
10/23/2020	0.137	
3/15/2021	0.15	
10/6/2021	0.0481 (J)	
3/14/2022	<0.08	
10/3/2022	<0.08	
4/17/2023	0.046 (J)	
10/26/2023	0.0424 (J)	
3/18/2024		<0.08
9/30/2024		0.0533 (J)

ND substitution: RL or RL/2 if <15% NDs.

Prediction Limit

Constituent: Boron (mg/L) Analysis Run 11/20/2024 10:46 AM View: Intrawell PL

Plant Daniel Client: Southern Company Data: Plant Daniel Gypsum CCR

	MW-4	MW-4
3/22/2016	<0.08	
5/16/2016	<0.08	
7/12/2016	<0.08	
9/13/2016	<0.08	
11/16/2016	<0.08	
1/16/2017	<0.08	
3/20/2017	<0.08	
5/23/2017	<0.08	
10/18/2017	<0.08	
6/2/2018	<0.08	
11/8/2018	<0.08	
4/19/2019	<0.08	
9/25/2019	<0.08	
4/15/2020	<0.08	
10/23/2020	<0.08	
3/15/2021	<0.08	
10/6/2021	<0.08	
3/14/2022	<0.08	
10/4/2022	<0.08	
4/17/2023	0.0342 (J)	
10/26/2023	0.0285 (J)	
3/19/2024		<0.08
10/1/2024		<0.08

ND substitution: RL or RL/2 if <15% NDs.

Prediction Limit

Constituent: Boron (mg/L) Analysis Run 11/20/2024 10:46 AM View: Intrawell PL

Plant Daniel Client: Southern Company Data: Plant Daniel Gypsum CCR

	MW-5	MW-5
3/22/2016	<0.08	
5/17/2016	<0.08	
7/12/2016	<0.08	
9/13/2016	<0.08	
11/16/2016	<0.08	
1/16/2017	<0.08	
3/20/2017	<0.08	
5/23/2017	<0.08	
10/18/2017	<0.08	
6/2/2018	<0.08	
11/8/2018	<0.08	
4/19/2019	<0.08	
9/25/2019	<0.08	
4/15/2020	<0.08	
10/23/2020	<0.08	
3/15/2021	<0.08	
10/6/2021	<0.08	
3/15/2022	<0.08	
10/4/2022	<0.08	
4/18/2023	0.0362 (J)	
10/26/2023	<0.08	
3/19/2024		<0.08
10/1/2024		<0.08

ND substitution: RL or RL/2 if <15% NDs.

Prediction Limit

Constituent: Boron (mg/L) Analysis Run 11/20/2024 10:46 AM View: Intrawell PL

Plant Daniel Client: Southern Company Data: Plant Daniel Gypsum CCR

	MW-6	MW-6
3/22/2016	<0.08	
5/16/2016	<0.08	
7/11/2016	<0.08	
9/12/2016	<0.08	
11/16/2016	<0.08	
1/16/2017	<0.08	
3/20/2017	<0.08	
5/22/2017	<0.08	
10/18/2017	<0.08	
6/2/2018	<0.08	
11/8/2018	<0.08	
4/19/2019	<0.08	
9/25/2019	<0.08	
4/14/2020	<0.08	
10/23/2020	<0.08	
3/15/2021	<0.08	
10/6/2021	<0.08	
3/15/2022	<0.08	
10/4/2022	<0.08	
4/18/2023	0.0289 (J)	
10/26/2023	<0.08	
3/18/2024		<0.08
9/30/2024		<0.08

ND substitution: RL or RL/2 if <15% NDs.

Prediction Limit

Constituent: Boron (mg/L) Analysis Run 11/20/2024 10:46 AM View: Intrawell PL

Plant Daniel Client: Southern Company Data: Plant Daniel Gypsum CCR

	MW-7	MW-7
3/21/2016	<0.08	
5/16/2016	<0.08	
7/11/2016	<0.08	
9/12/2016	<0.08	
11/16/2016	<0.08	
1/16/2017	<0.08	
3/20/2017	<0.08	
5/22/2017	<0.08	
10/18/2017	<0.08	
6/1/2018	<0.08	
11/7/2018	<0.08	
4/19/2019	<0.08	
9/25/2019	0.063	
11/29/2019	0.0432 (J)	
4/14/2020	<0.08	
10/22/2020	<0.08	
3/15/2021	<0.08	
10/6/2021	<0.08	
3/15/2022	<0.08	
10/3/2022	<0.08	
4/18/2023	<0.08	
10/26/2023	<0.08	
3/18/2024		<0.08
9/30/2024		<0.08

ND substitution: RL or RL/2 if <15% NDs.

Prediction Limit

Constituent: Boron (mg/L) Analysis Run 11/20/2024 10:46 AM View: Intrawell PL

Plant Daniel Client: Southern Company Data: Plant Daniel Gypsum CCR

	MW-8	MW-8
3/21/2016	<0.08	
5/17/2016	<0.08	
7/11/2016	<0.08	
9/13/2016	<0.08	
11/17/2016	<0.08	
1/17/2017	<0.08	
3/20/2017	<0.08	
5/23/2017	<0.08	
10/18/2017	<0.08	
6/1/2018	<0.08	
11/7/2018	<0.08	
4/19/2019	<0.08	
9/25/2019	0.0484 (J)	
4/15/2020	<0.08	
10/22/2020	<0.08	
3/15/2021	<0.08	
10/6/2021	<0.08	
3/14/2022	<0.08	
10/3/2022	<0.08	
4/18/2023	<0.08	
10/27/2023	<0.08	
3/20/2024		<0.08
9/30/2024		<0.08

ND substitution: RL or RL/2 if <15% NDs.

Prediction Limit

Constituent: Boron (mg/L) Analysis Run 11/20/2024 10:46 AM View: Intrawell PL

Plant Daniel Client: Southern Company Data: Plant Daniel Gypsum CCR

	MW-9	MW-9
3/21/2016	<0.08	
5/16/2016	<0.08	
7/11/2016	<0.08	
9/13/2016	<0.08	
11/17/2016	<0.08	
1/17/2017	<0.08	
3/20/2017	<0.08	
5/23/2017	0.023 (J)	
10/18/2017	<0.08	
6/1/2018	<0.08	
11/8/2018	<0.08	
4/19/2019	<0.08	
9/25/2019	0.0455 (J)	
4/15/2020	<0.08	
10/22/2020	<0.08	
3/15/2021	<0.08	
10/6/2021	<0.08	
3/14/2022	<0.08	
10/3/2022	<0.08	
4/18/2023	0.024 (J)	
10/27/2023	0.0251 (J)	
3/20/2024		<0.08
9/30/2024		0.0265 (J)

ND substitution: RL or RL/2 if <15% NDs.

Prediction Limit

Constituent: Calcium (mg/L) Analysis Run 11/20/2024 10:46 AM View: Intrawell PL

Plant Daniel Client: Southern Company Data: Plant Daniel Gypsum CCR

	MW-1	MW-1
3/22/2016	6.6	
5/17/2016	7.4	
7/12/2016	5	
9/13/2016	5.5	
11/17/2016	4.8	
1/16/2017	5	
3/20/2017	5.3	
5/23/2017	5	
10/18/2017	7.6	
6/2/2018	4.5	
11/8/2018	4.1	
4/19/2019	3.26	
9/25/2019	3.68	
2/22/2020	3.21	
4/15/2020	3.25	
10/23/2020	3.06	
3/15/2021	3.04	
10/6/2021	2.49	
3/14/2022	2.65	
10/3/2022	2.37	
4/18/2023	3.03	
10/26/2023	2.49	
3/19/2024		2.56
10/1/2024		3.09

Prediction Limit

Constituent: Calcium (mg/L) Analysis Run 11/20/2024 10:46 AM View: Intrawell PL

Plant Daniel Client: Southern Company Data: Plant Daniel Gypsum CCR

	MW-10	MW-10
3/22/2016	2.7 (o)	
5/16/2016	2.9 (o)	
7/12/2016	0.89	
9/13/2016	0.74	
11/17/2016	0.69	
1/17/2017	1.2	
3/20/2017	0.66	
5/23/2017	0.61	
10/18/2017	0.55	
6/1/2018	0.7	
11/8/2018	0.59	
4/19/2019	1.03	
9/25/2019	0.625	
2/21/2020	1.01	
4/15/2020	0.69	
10/23/2020	0.856	
3/15/2021	0.935	
10/6/2021	1.16	
3/14/2022	0.857	
10/3/2022	0.415 (J)	
4/18/2023	0.853	
10/26/2023	0.491 (J)	
3/19/2024		0.569
10/1/2024		0.405 (J)

Prediction Limit

Constituent: Calcium (mg/L) Analysis Run 11/20/2024 10:46 AM View: Intrawell PL

Plant Daniel Client: Southern Company Data: Plant Daniel Gypsum CCR

	MW-2	MW-2
3/22/2016	0.87	
5/16/2016	0.79	
7/11/2016	0.67	
9/13/2016	0.62	
11/17/2016	0.78	
1/16/2017	0.85	
3/20/2017	0.96	
5/23/2017	0.94	
10/18/2017	1.3	
12/19/2017	1 (RS)	
6/2/2018	0.81	
11/8/2018	0.95	
4/19/2019	0.942	
9/25/2019	0.935	
2/21/2020	0.931	
4/15/2020	1.1	
10/23/2020	1.11	
3/15/2021	1.11	
10/6/2021	1.04	
3/14/2022	0.982	
10/3/2022	0.969	
4/18/2023	0.98	
10/26/2023	1.02	
3/19/2024		1.17
10/1/2024		1.28

Prediction Limit

Constituent: Calcium (mg/L) Analysis Run 11/20/2024 10:46 AM View: Intrawell PL

Plant Daniel Client: Southern Company Data: Plant Daniel Gypsum CCR

	MW-3	MW-3
3/22/2016	1.2	
5/16/2016	0.92	
7/11/2016	0.78	
9/12/2016	0.94	
11/16/2016	0.81	
1/16/2017	1	
3/20/2017	0.92	
5/22/2017	0.91	
10/17/2017	1.3	
6/2/2018	1.2	
11/7/2018	1.5	
4/19/2019	6.3	
6/7/2019	6.91	
9/25/2019	20.2 (o)	
11/29/2019	35.8 (o)	
2/22/2020	48.2 (o)	
4/14/2020	64 (o)	
10/23/2020	52 (o)	
3/15/2021	44.7 (o)	
10/6/2021	4.54	
3/14/2022	2.87	
10/3/2022	2.19	
4/17/2023	1.66	
10/26/2023	1.84	
3/18/2024		5.23
9/30/2024		12.4

Prediction Limit

Constituent: Calcium (mg/L) Analysis Run 11/20/2024 10:46 AM View: Intrawell PL

Plant Daniel Client: Southern Company Data: Plant Daniel Gypsum CCR

	MW-4	MW-4
3/22/2016	1.6	
5/16/2016	1.9	
7/12/2016	1.5	
9/13/2016	1.4	
11/16/2016	1.5	
1/16/2017	1.6	
3/20/2017	1.7	
5/23/2017	1.8	
10/18/2017	2.1	
6/2/2018	2	
11/8/2018	2.2	
4/19/2019	1.88	
9/25/2019	2.18	
2/22/2020	1.94	
4/15/2020	1.96	
10/23/2020	1.82	
3/15/2021	1.84	
10/6/2021	1.22	
3/14/2022	0.873	
10/4/2022	0.755	
4/17/2023	0.894	
10/26/2023	1.13	
3/19/2024		1.11
10/1/2024		1.06

Prediction Limit

Constituent: Calcium (mg/L) Analysis Run 11/20/2024 10:46 AM View: Intrawell PL

Plant Daniel Client: Southern Company Data: Plant Daniel Gypsum CCR

	MW-5	MW-5
3/22/2016	2.1	
5/17/2016	1.6	
7/12/2016	2.1	
9/13/2016	2	
11/16/2016	2.3	
1/16/2017	2	
3/20/2017	2.1	
5/23/2017	1.9	
10/18/2017	2.3	
6/2/2018	1.8	
11/8/2018	1.9	
4/19/2019	1.7	
9/25/2019	1.85	
2/22/2020	1.87	
4/15/2020	1.97	
10/23/2020	1.75	
3/15/2021	1.79	
10/6/2021	1.34	
3/15/2022	1.7	
10/4/2022	1.78	
4/18/2023	2.34	
10/26/2023	1.91	
3/19/2024		1.62
10/1/2024		1.59

Prediction Limit

Constituent: Calcium (mg/L) Analysis Run 11/20/2024 10:46 AM View: Intrawell PL

Plant Daniel Client: Southern Company Data: Plant Daniel Gypsum CCR

	MW-6	MW-6
3/22/2016	1.4	
5/16/2016	1.3	
7/11/2016	1.3	
9/12/2016	1.1	
11/16/2016	1.6	
1/16/2017	1.2	
3/20/2017	1.2	
5/22/2017	1.1	
10/18/2017	1.1	
6/2/2018	1.1	
11/8/2018	1.1	
4/19/2019	0.998	
9/25/2019	1.09	
2/22/2020	1.09	
4/14/2020	1.2	
10/23/2020	1.17	
3/15/2021	1.4	
10/6/2021	1.5	
3/15/2022	1.22	
10/4/2022	0.804	
4/18/2023	0.649	
10/26/2023	0.754	
3/18/2024		0.689
9/30/2024		0.73

Prediction Limit

Constituent: Calcium (mg/L) Analysis Run 11/20/2024 10:46 AM View: Intrawell PL

Plant Daniel Client: Southern Company Data: Plant Daniel Gypsum CCR

	MW-7	MW-7
3/21/2016	1.9	
5/16/2016	2	
7/11/2016	1.9	
9/12/2016	1.8	
11/16/2016	1.8	
1/16/2017	1.8	
3/20/2017	1.9	
5/22/2017	1.9	
10/18/2017	1.9	
6/1/2018	1.6	
11/7/2018	1.6	
4/19/2019	1.34	
9/25/2019	1.25	
2/21/2020	1.07	
4/14/2020	1.23	
10/22/2020	0.93	
3/15/2021	1.23	
10/6/2021	2.38	
3/15/2022	3.45	
10/3/2022	2.28	
4/18/2023	2.68	
10/26/2023	2.53	
3/18/2024		2.55
9/30/2024		2.38

Prediction Limit

Constituent: Calcium (mg/L) Analysis Run 11/20/2024 10:46 AM View: Intrawell PL

Plant Daniel Client: Southern Company Data: Plant Daniel Gypsum CCR

	MW-8	MW-8
3/21/2016	2.9	
5/17/2016	1.8	
7/11/2016	1.7	
9/13/2016	2.5	
11/17/2016	1.6	
1/17/2017	2.3	
3/20/2017	1.9	
5/23/2017	1.9	
10/18/2017	2.3	
6/1/2018	2	
11/7/2018	2.8	
4/19/2019	2.99	
9/25/2019	3.51	
11/29/2019	3.1	
2/21/2020	2.83	
4/15/2020	2.94	
10/22/2020	2.01	
3/15/2021	2.26	
10/6/2021	2.11	
3/14/2022	2.46	
10/3/2022	1.66	
4/18/2023	1.81	
10/27/2023	1.55	
3/20/2024		1.44
9/30/2024		1.63

Prediction Limit

Constituent: Calcium (mg/L) Analysis Run 11/20/2024 10:46 AM View: Intrawell PL

Plant Daniel Client: Southern Company Data: Plant Daniel Gypsum CCR

	MW-9	MW-9
3/21/2016	0.94	
5/16/2016	0.85	
7/11/2016	0.82	
9/13/2016	0.94	
11/17/2016	0.85	
1/17/2017	0.83	
3/20/2017	0.84	
5/23/2017	0.96	
10/18/2017	1.2	
12/19/2017	1.1 (RS)	
6/1/2018	0.98	
11/8/2018	0.93	
4/19/2019	1	
9/25/2019	1.06	
2/21/2020	0.966	
4/15/2020	1.22	
10/22/2020	0.988	
3/15/2021	1.26	
10/6/2021	0.748	
3/14/2022	0.609	
10/3/2022	0.581	
4/18/2023	0.757	
10/27/2023	0.965	
3/20/2024		0.843
9/30/2024		0.81

Prediction Limit

Constituent: Chloride (mg/L) Analysis Run 11/20/2024 10:46 AM View: Intrawell PL

Plant Daniel Client: Southern Company Data: Plant Daniel Gypsum CCR

	MW-1	MW-1
3/22/2016	11	
5/17/2016	10	
7/12/2016	9	
9/13/2016	8.9	
11/17/2016	7.9	
1/16/2017	7.8	
3/20/2017	8.3	
5/23/2017	6.9	
10/18/2017	6.6	
6/2/2018	2.9	
11/8/2018	3	
4/19/2019	2.65	
9/25/2019	2.93	
4/15/2020	2.61	
10/23/2020	2.53	
3/15/2021	1.93	
10/6/2021	2.22	
3/14/2022	3.24	
10/3/2022	3.41	
4/18/2023	4.07	
10/26/2023	3.82	
3/19/2024		3.92
10/1/2024		3.6

Prediction Limit

Constituent: Chloride (mg/L) Analysis Run 11/20/2024 10:46 AM View: Intrawell PL

Plant Daniel Client: Southern Company Data: Plant Daniel Gypsum CCR

	MW-10	MW-10
3/22/2016	5.2	
5/16/2016	5.5	
7/12/2016	6.2	
9/13/2016	5	
11/17/2016	<6.3	
1/17/2017	5.3	
3/20/2017	5.6	
5/23/2017	5.5	
10/18/2017	4	
6/1/2018	4	
11/8/2018	4.6	
4/19/2019	4.41	
9/25/2019	4.69	
4/15/2020	5.24	
10/23/2020	5.9	
3/15/2021	6.57	
10/6/2021	8.86	
3/14/2022	7.95	
10/3/2022	4.7	
4/18/2023	3.91	
10/26/2023	5.14	
3/19/2024		5.01
10/1/2024		4.31

ND substitution: RL or RL/2 if <15% NDs.

Prediction Limit

Constituent: Chloride (mg/L) Analysis Run 11/20/2024 10:46 AM View: Intrawell PL

Plant Daniel Client: Southern Company Data: Plant Daniel Gypsum CCR

	MW-2	MW-2
3/22/2016	7.6	
5/16/2016	7.2	
7/11/2016	6.4	
9/13/2016	6.8	
11/17/2016	7.9	
1/16/2017	7.9	
3/20/2017	8.7	
5/23/2017	8.3	
10/18/2017	8.6	
6/2/2018	6.8	
11/8/2018	8.4	
4/19/2019	8.38	
9/25/2019	8.26	
4/15/2020	8.84	
10/23/2020	9.06	
3/15/2021	8.99	
10/6/2021	10.4	
3/14/2022	9.54	
10/3/2022	9.85	
4/18/2023	8.09	
10/26/2023	8.66	
3/19/2024		10.9
10/1/2024		9.35

Prediction Limit

Constituent: Chloride (mg/L) Analysis Run 11/20/2024 10:46 AM View: Intrawell PL

Plant Daniel Client: Southern Company Data: Plant Daniel Gypsum CCR

	MW-3	MW-3
3/22/2016	11	
5/16/2016	10	
7/11/2016	11	
9/12/2016	10	
11/16/2016	10	
1/16/2017	9.9	
3/20/2017	11	
5/22/2017	10	
10/17/2017	9.8	
6/2/2018	8.8	
11/7/2018	25 (o)	
4/19/2019	9.34	
9/25/2019	9.57	
4/14/2020	8.55	
10/23/2020	8.62	
3/15/2021	8.83	
10/6/2021	11.1	
3/14/2022	10.4	
10/3/2022	12.3	
4/17/2023	8.55	
10/26/2023	9.28	
3/18/2024		8.88
9/30/2024		9.4

Prediction Limit

Constituent: Chloride (mg/L) Analysis Run 11/20/2024 10:46 AM View: Intrawell PL

Plant Daniel Client: Southern Company Data: Plant Daniel Gypsum CCR

	MW-4	MW-4
3/22/2016	7.7	
5/16/2016	6.6	
7/12/2016	6.4	
9/13/2016	6.3	
11/16/2016	7.5	
1/16/2017	7.2	
3/20/2017	8	
5/23/2017	7.8	
10/18/2017	9.5	
6/2/2018	8.2	
11/8/2018	9.5	
4/19/2019	7.82	
9/25/2019	8.94	
4/15/2020	7.96	
10/23/2020	7.18	
3/15/2021	6.9	
10/6/2021	6.88	
3/14/2022	5.55	
10/4/2022	5.41	
4/17/2023	5.87	
10/26/2023	7.91	
3/19/2024		6.18
10/1/2024		6.09

Prediction Limit

Constituent: Chloride (mg/L) Analysis Run 11/20/2024 10:46 AM View: Intrawell PL

Plant Daniel Client: Southern Company Data: Plant Daniel Gypsum CCR

	MW-5	MW-5
3/22/2016	10	
5/17/2016	7.8	
7/12/2016	9.1	
9/13/2016	8.7	
11/16/2016	9.5	
1/16/2017	9.8	
3/20/2017	9.6	
5/23/2017	8.4	
10/18/2017	7.6	
6/2/2018	7.3	
11/8/2018	7.8	
4/19/2019	6.57	
9/25/2019	6.59	
4/15/2020	6.65	
10/23/2020	6.54	
3/15/2021	6.69	
10/6/2021	4.72	
3/15/2022	3.61	
10/4/2022	5.53	
4/18/2023	5.97	
10/26/2023	5.94	
3/19/2024		4.79
10/1/2024		4

Prediction Limit

Constituent: Chloride (mg/L) Analysis Run 11/20/2024 10:46 AM View: Intrawell PL

Plant Daniel Client: Southern Company Data: Plant Daniel Gypsum CCR

	MW-6	MW-6
3/22/2016	8.3	
5/16/2016	6.6	
7/11/2016	7	
9/12/2016	6.6	
11/16/2016	<6.8	
1/16/2017	7.1	
3/20/2017	7	
5/22/2017	6.9	
10/18/2017	6.3	
6/2/2018	6.2	
11/8/2018	6.4	
4/19/2019	5.99	
9/25/2019	6.72	
4/14/2020	6.94	
10/23/2020	7.26	
3/15/2021	7.83	
10/6/2021	10.5	
3/15/2022	9.56	
10/4/2022	7.67	
4/18/2023	4.93	
10/26/2023	5.75	
3/18/2024		5.55
9/30/2024		5.51

ND substitution: RL or RL/2 if <15% NDs.

Prediction Limit

Constituent: Chloride (mg/L) Analysis Run 11/20/2024 10:46 AM View: Intrawell PL

Plant Daniel Client: Southern Company Data: Plant Daniel Gypsum CCR

	MW-7	MW-7
3/21/2016	17	
5/16/2016	16	
7/11/2016	16	
9/12/2016	16	
11/16/2016	15	
1/16/2017	16	
3/20/2017	16	
5/22/2017	15	
10/18/2017	15	
6/1/2018	13	
11/7/2018	13	
4/19/2019	10.6	
9/25/2019	8.59	
4/14/2020	9.49	
10/22/2020	8.07	
3/15/2021	8.68	
10/6/2021	9.75	
3/15/2022	12.8	
10/3/2022	10.6	
4/18/2023	7.27	
10/26/2023	7.22	
3/18/2024		8.13
9/30/2024		7.8

Prediction Limit

Constituent: Chloride (mg/L) Analysis Run 11/20/2024 10:46 AM View: Intrawell PL

Plant Daniel Client: Southern Company Data: Plant Daniel Gypsum CCR

	MW-8	MW-8
3/21/2016	9.7	
5/17/2016	8.7	
7/11/2016	8.6	
9/13/2016	7.9	
11/17/2016	8.6	
1/17/2017	8.9	
3/20/2017	9	
5/23/2017	8.7	
10/18/2017	7.8	
6/1/2018	9	
11/7/2018	11	
4/19/2019	11	
6/7/2019	11.3	
9/25/2019	11.2	
4/15/2020	10.9	
10/22/2020	8.39	
3/15/2021	8.19	
10/6/2021	7.5	
3/14/2022	8.31	
10/3/2022	5.95	
4/18/2023	6.43	
10/27/2023	5.18	
3/20/2024		5.26
9/30/2024		7

Prediction Limit

Constituent: Chloride (mg/L) Analysis Run 11/20/2024 10:46 AM View: Intrawell PL

Plant Daniel Client: Southern Company Data: Plant Daniel Gypsum CCR

	MW-9	MW-9
3/21/2016	7.1	
5/16/2016	6.4	
7/11/2016	7.1	
9/13/2016	6.6	
11/17/2016	7.9	
1/17/2017	7.8	
3/20/2017	7	
5/23/2017	8	
10/18/2017	7	
6/1/2018	6.9	
11/8/2018	7.1	
4/19/2019	7.55	
9/25/2019	13.2	
11/29/2019	8.42	
4/15/2020	8.78	
10/22/2020	8.11	
3/15/2021	9.27	
10/6/2021	8.56	
3/14/2022	4.03	
10/3/2022	6.96	
4/18/2023	5.44	
10/27/2023	7.39	
3/20/2024		6.23
9/30/2024		6.83

Prediction Limit

Constituent: Fluoride (mg/L) Analysis Run 11/20/2024 10:46 AM View: Intrawell PL

Plant Daniel Client: Southern Company Data: Plant Daniel Gypsum CCR

	MW-1	MW-1
3/22/2016	0.04 (J)	
5/17/2016	0.04 (J)	
7/12/2016	0.04 (J)	
9/13/2016	<0.1	
11/17/2016	<0.1	
1/16/2017	<0.1	
3/20/2017	<0.1	
5/23/2017	0.04 (J)	
10/18/2017	0.04 (J)	
6/2/2018	<0.1	
11/8/2018	<0.1	
4/19/2019	<0.1	
9/25/2019	<0.1	
2/22/2020	<0.1	
4/15/2020	<0.1	
10/23/2020	<0.1	
3/15/2021	<0.1	
10/6/2021	<0.1	
3/14/2022	<0.1	
10/3/2022	<0.1	
4/18/2023	<0.1	
10/26/2023	0.0601 (J)	
3/19/2024		<0.1
10/1/2024		<0.1

ND substitution: RL or RL/2 if <15% NDs.

Prediction Limit

Constituent: Fluoride (mg/L) Analysis Run 11/20/2024 10:46 AM View: Intrawell PL

Plant Daniel Client: Southern Company Data: Plant Daniel Gypsum CCR

	MW-10	MW-10
3/22/2016	<0.1	
5/16/2016	<0.1	
7/12/2016	<0.1	
9/13/2016	<0.1	
11/17/2016	<0.1	
1/17/2017	<0.1	
3/20/2017	<0.1	
5/23/2017	<0.1	
10/18/2017	<0.1	
6/1/2018	<0.1	
11/8/2018	<0.1	
4/19/2019	<0.1	
9/25/2019	0.0267 (J)	
2/21/2020	<0.1	
4/15/2020	<0.1	
10/23/2020	<0.1	
3/15/2021	<0.1	
10/6/2021	<0.1	
3/14/2022	<0.1	
10/3/2022	<0.1	
4/18/2023	<0.1	
10/26/2023	<0.1	
3/19/2024		0.0277 (J)
10/1/2024		0.026 (J)

ND substitution: RL or RL/2 if <15% NDs.

Prediction Limit

Constituent: Fluoride (mg/L) Analysis Run 11/20/2024 10:46 AM View: Intrawell PL

Plant Daniel Client: Southern Company Data: Plant Daniel Gypsum CCR

	MW-2	MW-2
3/22/2016	<0.1	
5/16/2016	<0.1	
7/11/2016	<0.1	
9/13/2016	<0.1	
11/17/2016	<0.1	
1/16/2017	<0.1	
3/20/2017	<0.1	
5/23/2017	<0.1	
10/18/2017	<0.1	
6/2/2018	<0.1	
11/8/2018	<0.1	
4/19/2019	0.0267 (J)	
9/25/2019	<0.1	
2/21/2020	<0.1	
4/15/2020	<0.1	
10/23/2020	<0.1	
3/15/2021	<0.1	
10/6/2021	0.0269 (J)	
3/14/2022	0.0271 (J)	
10/3/2022	<0.1	
4/18/2023	<0.1	
10/26/2023	0.0679 (J)	
3/19/2024		0.0267 (J)
10/1/2024		0.0277 (J)

ND substitution: RL or RL/2 if <15% NDs.

Prediction Limit

Constituent: Fluoride (mg/L) Analysis Run 11/20/2024 10:46 AM View: Intrawell PL

Plant Daniel Client: Southern Company Data: Plant Daniel Gypsum CCR

	MW-3	MW-3
3/22/2016	0.04 (J)	
5/16/2016	0.04 (J)	
7/11/2016	0.04 (J)	
9/12/2016	0.04 (J)	
11/16/2016	0.04 (J)	
1/16/2017	<0.1	
3/20/2017	<0.1	
5/22/2017	0.04 (J)	
10/17/2017	0.05 (J)	
6/2/2018	0.05 (J)	
11/7/2018	0.05 (J)	
4/19/2019	0.108	
6/7/2019	0.0937 (J)	
9/25/2019	0.198	
11/29/2019	0.331 (o)	
2/22/2020	0.222	
4/14/2020	0.23	
10/23/2020	0.0988 (J)	
3/15/2021	0.0991 (J)	
10/6/2021	0.11	
3/14/2022	0.0643 (J)	
10/3/2022	0.0388 (J)	
4/17/2023	0.0355 (J)	
10/26/2023	0.0891 (J)	
3/18/2024		0.0762 (J)
9/30/2024		0.0805 (J)

ND substitution: RL or RL/2 if <15% NDs.

Prediction Limit

Constituent: Fluoride (mg/L) Analysis Run 11/20/2024 10:46 AM View: Intrawell PL

Plant Daniel Client: Southern Company Data: Plant Daniel Gypsum CCR

	MW-4	MW-4
3/22/2016	<0.1	
5/16/2016	<0.1	
7/12/2016	<0.1	
9/13/2016	<0.1	
11/16/2016	<0.1	
1/16/2017	<0.1	
3/20/2017	<0.1	
5/23/2017	<0.1	
10/18/2017	<0.1	
6/2/2018	<0.1	
11/8/2018	<0.1	
4/19/2019	<0.1	
9/25/2019	<0.1	
2/22/2020	<0.1	
4/15/2020	<0.1	
10/23/2020	<0.1	
3/15/2021	<0.1	
10/6/2021	<0.1	
3/14/2022	<0.1	
10/4/2022	<0.1	
4/17/2023	<0.1	
10/26/2023	0.0792 (J)	
3/19/2024		<0.1
10/1/2024		<0.1

ND substitution: RL or RL/2 if <15% NDs.

Prediction Limit

Constituent: Fluoride (mg/L) Analysis Run 11/20/2024 10:46 AM View: Intrawell PL

Plant Daniel Client: Southern Company Data: Plant Daniel Gypsum CCR

	MW-5	MW-5
3/22/2016	<0.1	
5/17/2016	<0.1	
7/12/2016	<0.1	
9/13/2016	<0.1	
11/16/2016	<0.1	
1/16/2017	<0.1	
3/20/2017	<0.1	
5/23/2017	<0.1	
10/18/2017	<0.1	
6/2/2018	<0.1	
11/8/2018	<0.1	
4/19/2019	<0.1	
9/25/2019	<0.1	
2/22/2020	<0.1	
4/15/2020	<0.1	
10/23/2020	<0.1	
3/15/2021	<0.1	
10/6/2021	<0.1	
3/15/2022	<0.1	
10/4/2022	<0.1	
4/18/2023	<0.1	
10/26/2023	0.0942 (J)	
3/19/2024		0.0333 (J)
10/1/2024		0.0281 (J)

ND substitution: RL or RL/2 if <15% NDs.

Prediction Limit

Constituent: Fluoride (mg/L) Analysis Run 11/20/2024 10:46 AM View: Intrawell PL

Plant Daniel Client: Southern Company Data: Plant Daniel Gypsum CCR

	MW-6	MW-6
3/22/2016	<0.1	
5/16/2016	<0.1	
7/11/2016	<0.1	
9/12/2016	<0.1	
11/16/2016	<0.1	
1/16/2017	<0.1	
3/20/2017	<0.1	
5/22/2017	0.05 (J)	
10/18/2017	<0.1	
6/2/2018	<0.1	
11/8/2018	<0.1	
4/19/2019	<0.1	
9/25/2019	<0.1	
2/22/2020	<0.1	
4/14/2020	0.0304 (J)	
10/23/2020	<0.1	
3/15/2021	<0.1	
10/6/2021	<0.1	
3/15/2022	0.0268 (J)	
10/4/2022	<0.1	
4/18/2023	<0.1	
10/26/2023	0.084 (J)	
3/18/2024		0.0268 (J)
9/30/2024		<0.1

ND substitution: RL or RL/2 if <15% NDs.

Prediction Limit

Constituent: Fluoride (mg/L) Analysis Run 11/20/2024 10:46 AM View: Intrawell PL

Plant Daniel Client: Southern Company Data: Plant Daniel Gypsum CCR

	MW-7	MW-7
3/21/2016	<0.1	
5/16/2016	0.04 (J)	
7/11/2016	0.04 (J)	
9/12/2016	<0.1	
11/16/2016	<0.1	
1/16/2017	<0.1	
3/20/2017	<0.1	
5/22/2017	0.04 (J)	
10/18/2017	<0.1	
6/1/2018	<0.1	
11/7/2018	<0.1	
4/19/2019	<0.1	
9/25/2019	<0.1	
2/21/2020	<0.1	
4/14/2020	<0.1	
10/22/2020	<0.1	
3/15/2021	0.027 (J)	
10/6/2021	0.0317 (J)	
3/15/2022	0.0609 (J)	
10/3/2022	0.032 (J)	
4/18/2023	0.0348 (J)	
10/26/2023	0.0398 (J)	
3/18/2024		0.061 (J)
9/30/2024		0.0393 (J)

ND substitution: RL or RL/2 if <15% NDs.

Prediction Limit

Constituent: Fluoride (mg/L) Analysis Run 11/20/2024 10:46 AM View: Intrawell PL

Plant Daniel Client: Southern Company Data: Plant Daniel Gypsum CCR

	MW-8	MW-8
3/21/2016	<0.1	
5/17/2016	<0.1	
7/11/2016	<0.1	
9/13/2016	<0.1	
11/17/2016	<0.1	
1/17/2017	<0.1	
3/20/2017	<0.1	
5/23/2017	<0.1	
10/18/2017	<0.1	
6/1/2018	<0.1	
11/7/2018	<0.1	
4/19/2019	<0.1	
9/25/2019	0.0277 (J)	
2/21/2020	<0.1	
4/15/2020	<0.1	
10/22/2020	<0.1	
3/15/2021	<0.1	
10/6/2021	0.0458 (J)	
3/14/2022	<0.1	
10/3/2022	<0.1	
4/18/2023	<0.1	
10/27/2023	<0.1	
3/20/2024		0.0434 (J)
9/30/2024		0.0274 (J)

ND substitution: RL or RL/2 if <15% NDs.

Prediction Limit

Constituent: Fluoride (mg/L) Analysis Run 11/20/2024 10:46 AM View: Intrawell PL

Plant Daniel Client: Southern Company Data: Plant Daniel Gypsum CCR

	MW-9	MW-9
3/21/2016	<0.1	
5/16/2016	<0.1	
7/11/2016	<0.1	
9/13/2016	<0.1	
11/17/2016	<0.1	
1/17/2017	<0.1	
3/20/2017	<0.1	
5/23/2017	<0.1	
10/18/2017	<0.1	
6/1/2018	<0.1	
11/8/2018	<0.1	
4/19/2019	<0.1	
9/25/2019	0.0313 (J)	
2/21/2020	<0.1	
4/15/2020	<0.1	
10/22/2020	<0.1	
3/15/2021	<0.1	
10/6/2021	<0.1	
3/14/2022	<0.1	
10/3/2022	<0.1	
4/18/2023	<0.1	
10/27/2023	0.0267 (J)	
3/20/2024		0.0421 (J)
9/30/2024		<0.1

ND substitution: RL or RL/2 if <15% NDs.

Prediction Limit

Constituent: pH (SU) Analysis Run 11/20/2024 10:46 AM View: Intrawell PL

Plant Daniel Client: Southern Company Data: Plant Daniel Gypsum CCR

	MW-1	MW-1
1/29/2015	5.84	
3/3/2015	5.7	
4/7/2015	5.39	
5/14/2015	5.26	
6/3/2015	5.37	
6/18/2015	5.23	
6/30/2015	5.28	
7/15/2015	5.08	
1/11/2016	5.42	
3/22/2016	4.97	
5/17/2016	5.33	
7/12/2016	4.78	
9/13/2016	4.83	
11/17/2016	4.66	
1/16/2017	4.85	
3/20/2017	4.88	
5/23/2017	4.8	
10/18/2017	5.55	
6/2/2018	5.18	
11/8/2018	5.15	
4/19/2019	4.89	
9/25/2019	4.83	
2/22/2020	4.83	
4/15/2020	4.78	
10/23/2020	4.78	
3/15/2021	4.81	
10/6/2021	4.9	
3/14/2022	4.65	
10/3/2022	4.92	
4/18/2023	4.8	
10/26/2023	5.05	
3/19/2024		4.94
10/1/2024		4.86

Prediction Limit

Constituent: pH (SU) Analysis Run 11/20/2024 10:46 AM View: Intrawell PL

Plant Daniel Client: Southern Company Data: Plant Daniel Gypsum CCR

	MW-10	MW-10
3/22/2016	5.34	
5/16/2016	5.48	
7/12/2016	4.95	
9/13/2016	4.95	
11/17/2016	4.86	
1/17/2017	5.18	
3/20/2017	4.97	
5/23/2017	4.91	
10/18/2017	4.97	
6/1/2018	5.07	
11/8/2018	5.09	
4/19/2019	5.13	
9/25/2019	4.9	
2/21/2020	5.05	
4/15/2020	4.98	
10/23/2020	4.9	
3/15/2021	4.93	
10/6/2021	5.03	
3/14/2022	4.88	
10/3/2022	5.13	
4/18/2023	4.84	
10/26/2023	5.35	
3/19/2024		5.22
10/1/2024		5.23

Prediction Limit

Constituent: pH (SU) Analysis Run 11/20/2024 10:46 AM View: Intrawell PL

Plant Daniel Client: Southern Company Data: Plant Daniel Gypsum CCR

	MW-2	MW-2
1/29/2015	5.68	
3/3/2015	5.61	
4/7/2015	5.43	
5/14/2015	5.37	
6/3/2015	5.29	
6/18/2015	5.22	
6/30/2015	5.07	
7/15/2015	5.17	
1/11/2016	4.96	
3/22/2016	4.81	
5/16/2016	4.82	
7/11/2016	4.88	
9/13/2016	4.86	
11/17/2016	4.79	
1/16/2017	4.79	
3/20/2017	4.87	
5/23/2017	4.84	
10/18/2017	4.92	
6/2/2018	4.88	
11/8/2018	4.92	
4/19/2019	4.85	
9/25/2019	4.79	
2/21/2020	4.82	
4/15/2020	4.9	
10/23/2020	4.8	
3/15/2021	4.83	
10/6/2021	4.89	
3/14/2022	4.62	
10/3/2022	4.75	
4/18/2023	4.61	
10/26/2023	4.96	
3/19/2024		4.84
10/1/2024		4.75

Prediction Limit

Constituent: pH (SU) Analysis Run 11/20/2024 10:46 AM View: Intrawell PL

Plant Daniel Client: Southern Company Data: Plant Daniel Gypsum CCR

	MW-3	MW-3
1/29/2015	4.63	
3/3/2015	4.69	
4/7/2015	4.46	
5/14/2015	4.5	
6/3/2015	4.45	
6/18/2015	4.51	
6/30/2015	4.48	
7/15/2015	4.7	
1/11/2016	4.9	
3/22/2016	4.51	
5/16/2016	4.54	
7/11/2016	4.59	
9/12/2016	4.46	
11/16/2016	4.34	
1/16/2017	4.39	
3/20/2017	4.26	
5/22/2017	4.44	
10/17/2017	4.51	
6/2/2018	4.51	
11/7/2018	4.46	
4/19/2019	4.38	
9/25/2019	4.27	
2/22/2020	4.39	
4/14/2020	4.36	
10/23/2020	4.72	
3/15/2021	4.56	
10/6/2021	4.36	
3/14/2022	4.47	
10/3/2022	4.38	
4/17/2023	4.4	
10/26/2023	4.44	
3/18/2024		4.58
9/30/2024		4.52

Prediction Limit

Constituent: pH (SU) Analysis Run 11/20/2024 10:46 AM View: Intrawell PL

Plant Daniel Client: Southern Company Data: Plant Daniel Gypsum CCR

	MW-4	MW-4
1/29/2015	5.09	
3/3/2015	5.05	
4/7/2015	4.87	
5/14/2015	4.88	
6/3/2015	4.82	
6/18/2015	4.95	
6/30/2015	4.86	
7/15/2015	4.88	
1/11/2016	5.17	
3/22/2016	4.87	
5/16/2016	4.95	
7/12/2016	4.82	
9/13/2016	4.82	
11/16/2016	4.71	
1/16/2017	4.82	
3/20/2017	4.69	
5/23/2017	4.74	
10/18/2017	4.78	
6/2/2018	4.92	
11/8/2018	4.91	
4/19/2019	4.91	
9/25/2019	4.79	
2/22/2020	4.95	
4/15/2020	4.9	
10/23/2020	4.89	
3/15/2021	4.87	
10/6/2021	4.77	
3/14/2022	4.84	
10/4/2022	4.76	
4/17/2023	4.61	
10/26/2023	4.67	
3/19/2024		4.78
10/1/2024		4.68

Prediction Limit

Constituent: pH (SU) Analysis Run 11/20/2024 10:46 AM View: Intrawell PL

Plant Daniel Client: Southern Company Data: Plant Daniel Gypsum CCR

	MW-5	MW-5
3/22/2016	4.79	
5/17/2016	4.81	
7/12/2016	4.71	
9/13/2016	4.76	
11/16/2016	4.65	
1/16/2017	4.76	
3/20/2017	4.61	
5/23/2017	4.73	
10/18/2017	5.07	
12/15/2017	4.86 (R)	
6/2/2018	4.87	
11/8/2018	4.9	
4/19/2019	4.86	
9/25/2019	4.82	
4/15/2020	4.74	
10/23/2020	4.91	
3/15/2021	4.85	
10/6/2021	5.05	
3/15/2022	4.92	
10/4/2022	4.84	
4/18/2023	4.58	
10/26/2023	4.96	
3/19/2024		4.97
10/1/2024		4.88

Prediction Limit

Constituent: pH (SU) Analysis Run 11/20/2024 10:46 AM View: Intrawell PL

Plant Daniel Client: Southern Company Data: Plant Daniel Gypsum CCR

	MW-6	MW-6
3/22/2016	4.68	
5/16/2016	4.73	
7/11/2016	4.71	
9/12/2016	4.63	
11/16/2016	4.57	
1/16/2017	4.61	
3/20/2017	4.49	
5/22/2017	4.61	
10/18/2017	4.63	
6/2/2018	4.75	
11/8/2018	4.69	
4/19/2019	4.72	
9/25/2019	4.67	
2/22/2020	4.78	
4/14/2020	4.75	
10/23/2020	4.72	
3/15/2021	4.69	
10/6/2021	4.56	
3/15/2022	4.64	
10/4/2022	4.62	
4/18/2023	4.56	
10/26/2023	4.65	
3/18/2024		4.77
9/30/2024		4.56

Prediction Limit

Constituent: pH (SU) Analysis Run 11/20/2024 10:46 AM View: Intrawell PL

Plant Daniel Client: Southern Company Data: Plant Daniel Gypsum CCR

	MW-7	MW-7
3/21/2016	4.46	
5/16/2016	4.55	
7/11/2016	5.16	
9/12/2016	4.44	
11/16/2016	4.36	
1/16/2017	4.47	
3/20/2017	4.22	
5/22/2017	4.38	
10/18/2017	4.49	
6/1/2018	4.54	
11/7/2018	4.48	
4/19/2019	4.51	
9/25/2019	4.47	
2/21/2020	4.44	
4/14/2020	4.73	
10/22/2020	4.59	
3/15/2021	4.52	
10/6/2021	4.35	
3/15/2022	4.24	
10/3/2022	4.37	
4/18/2023	4.32	
10/26/2023	4.39	
3/18/2024		4.48
9/30/2024		4.34

Prediction Limit

Constituent: pH (SU) Analysis Run 11/20/2024 10:46 AM View: Intrawell PL

Plant Daniel Client: Southern Company Data: Plant Daniel Gypsum CCR

	MW-8	MW-8
3/21/2016	4.97	
5/17/2016	4.5	
7/11/2016	4.51	
9/13/2016	4.71	
11/17/2016	4.49	
1/17/2017	4.77	
3/20/2017	4.54	
5/23/2017	7.14 (o)	
10/18/2017	4.81	
6/1/2018	4.66	
11/7/2018	4.54	
4/19/2019	4.63	
9/24/2019	4.57	
2/21/2020	4.57	
4/15/2020	4.69	
10/22/2020	4.7	
3/15/2021	4.78	
10/6/2021	4.86	
3/14/2022	4.65	
10/3/2022	4.82	
4/18/2023	4.66	
10/27/2023	4.73	
3/20/2024		4.84
9/30/2024		4.67

Prediction Limit

Constituent: pH (SU) Analysis Run 11/20/2024 10:46 AM View: Intrawell PL

Plant Daniel Client: Southern Company Data: Plant Daniel Gypsum CCR

	MW-9	MW-9
3/21/2016	4.85	
5/16/2016	5.01	
7/11/2016	4.87	
9/13/2016	4.92	
11/17/2016	4.82	
1/17/2017	4.89	
3/20/2017	4.92	
5/23/2017	4.86	
10/18/2017	4.96	
6/1/2018	5.02	
11/8/2018	4.98	
4/19/2019	4.94	
9/24/2019	4.86	
2/21/2020	4.78	
4/15/2020	4.87	
10/22/2020	4.86	
3/15/2021	4.88	
10/6/2021	4.98	
3/14/2022	4.76	
10/3/2022	4.95	
4/18/2023	4.75	
10/27/2023	4.91	
3/20/2024		5.01
9/30/2024		4.9

Prediction Limit

Constituent: Sulfate (mg/L) Analysis Run 11/20/2024 10:46 AM View: Intrawell PL

Plant Daniel Client: Southern Company Data: Plant Daniel Gypsum CCR

	MW-1	MW-1
1/29/2015	2.4 (J)	
3/3/2015	3.2 (J)	
4/7/2015	2.6 (J)	
5/14/2015	3 (J)	
6/3/2015	2.8 (J)	
6/18/2015	3.9 (J)	
6/30/2015	2.9 (J)	
7/15/2015	2.6 (J)	
1/11/2016	4.5 (J)	
3/22/2016	4 (J)	
5/17/2016	4.1 (J)	
7/12/2016	5.2	
9/13/2016	5.5	
11/17/2016	5.9	
1/16/2017	6.6	
3/20/2017	<6.6	
5/23/2017	6	
10/18/2017	8	
11/27/2017	9.5	
12/16/2017	7.7 (RS)	
6/2/2018	12	
11/8/2018	10	
4/19/2019	10.1	
6/7/2019	8.98	
9/25/2019	8.87	
11/29/2019	9.09	
4/15/2020	9.84	
10/23/2020	8.82	
3/15/2021	9.05	
10/6/2021	10.3	
3/14/2022	9.59	
10/3/2022	8.36	
4/18/2023	7.46	
10/26/2023	9.32	
3/19/2024		9.25
10/1/2024		8.2

ND substitution: RL or RL/2 if <15% NDs.

Prediction Limit

Constituent: Sulfate (mg/L) Analysis Run 11/20/2024 10:46 AM View: Intrawell PL

Plant Daniel Client: Southern Company Data: Plant Daniel Gypsum CCR

	MW-10	MW-10
3/22/2016	<1	
5/16/2016	<1	
7/12/2016	<1	
9/13/2016	1.6 (J)	
11/17/2016	<1	
1/17/2017	<1	
3/20/2017	<1	
5/23/2017	<1	
10/18/2017	<1	
6/1/2018	2.1 (J)	
11/8/2018	<1	
4/19/2019	0.702 (J)	
9/25/2019	0.648 (J)	
4/15/2020	<1	
10/23/2020	0.515 (J)	
3/15/2021	<1	
10/6/2021	<1	
3/14/2022	<1	
10/3/2022	3.38	
4/18/2023	3.39	
10/26/2023	4.98	
3/19/2024		5
10/1/2024		5.13

ND substitution: RL or RL/2 if <15% NDs.

Prediction Limit

Constituent: Sulfate (mg/L) Analysis Run 11/20/2024 10:46 AM View: Intrawell PL

Plant Daniel Client: Southern Company Data: Plant Daniel Gypsum CCR

	MW-2	MW-2
1/29/2015	<1	
3/3/2015	<1	
4/7/2015	<1	
5/14/2015	<1	
6/3/2015	<1	
6/18/2015	<1	
6/30/2015	<1	
7/15/2015	<1	
1/11/2016	<1	
3/22/2016	<1	
5/16/2016	<1	
7/11/2016	1.4 (J)	
9/13/2016	<1	
11/17/2016	<1	
1/16/2017	<1	
3/20/2017	<1	
5/23/2017	<1	
10/18/2017	<1	
11/27/2017	3.1	
6/2/2018	<1	
11/8/2018	<1	
4/19/2019	0.468 (J)	
9/25/2019	0.436 (J)	
4/15/2020	<1	
10/23/2020	0.405 (J)	
3/15/2021	<1	
10/6/2021	<1	
3/14/2022	0.861 (J)	
10/3/2022	<1	
4/18/2023	0.784 (J)	
10/26/2023	1.05	
3/19/2024		0.888 (J)
10/1/2024		0.763 (J)

ND substitution: RL or RL/2 if <15% NDs.

Prediction Limit

Constituent: Sulfate (mg/L) Analysis Run 11/20/2024 10:46 AM View: Intrawell PL

Plant Daniel Client: Southern Company Data: Plant Daniel Gypsum CCR

	MW-3	MW-3
1/29/2015	<1.4	
3/3/2015	<1.4	
4/7/2015	<1.4	
5/14/2015	<1.4	
6/3/2015	<1.4	
6/18/2015	<1.4	
6/30/2015	<1.4	
7/15/2015	<1.4	
1/11/2016	<1.4	
3/22/2016	<1.4	
5/16/2016	<1.4	
7/11/2016	<1.4	
9/12/2016	<1.4	
11/16/2016	<1.4	
1/16/2017	<1.4	
3/20/2017	<1.4	
5/22/2017	<1.4	
10/17/2017	<1.4	
11/27/2017	2.9	
6/2/2018	<1.4	
11/7/2018	2.1 (J)	
4/19/2019	19.5	
6/7/2019	19.2	
9/25/2019	65.1 (o)	
11/29/2019	107 (o)	
4/14/2020	194 (o)	
10/23/2020	142 (o)	
3/15/2021	116 (o)	
10/6/2021	2.93	
3/14/2022	2.2	
10/3/2022	1.25	
4/17/2023	1.58	
10/26/2023	1.97	
3/18/2024		14.8
9/30/2024		32.1

ND substitution: RL or RL/2 if <15% NDs.

Prediction Limit

Constituent: Sulfate (mg/L) Analysis Run 11/20/2024 10:46 AM View: Intrawell PL

Plant Daniel Client: Southern Company Data: Plant Daniel Gypsum CCR

	MW-4	MW-4
1/29/2015	<5	
3/3/2015	<5	
4/7/2015	<5	
5/14/2015	<5	
6/3/2015	<5	
6/18/2015	<5	
6/30/2015	<5	
7/15/2015	<5	
1/11/2016	<5	
3/22/2016	<5	
5/16/2016	<5	
7/12/2016	<5	
9/13/2016	<5	
11/16/2016	<5	
1/16/2017	<5	
3/20/2017	<5	
5/23/2017	<5	
10/18/2017	<5	
11/27/2017	4.1	
6/2/2018	1.9 (J)	
11/8/2018	1.8 (J)	
4/19/2019	2.1	
9/25/2019	2.3	
4/15/2020	2	
10/23/2020	1.75	
3/15/2021	1.94	
10/6/2021	1.97	
3/14/2022	2.04	
10/4/2022	1.86	
4/17/2023	2.15	
10/26/2023	3.13	
3/19/2024		3
10/1/2024		2.64

ND substitution: RL or RL/2 if <15% NDs.

Prediction Limit

Constituent: Sulfate (mg/L) Analysis Run 11/20/2024 10:46 AM View: Intrawell PL

Plant Daniel Client: Southern Company Data: Plant Daniel Gypsum CCR

	MW-5	MW-5
3/22/2016	<5	
5/17/2016	<5	
7/12/2016	<5	
9/13/2016	<5	
11/16/2016	<5	
1/16/2017	<5	
3/20/2017	<5	
5/23/2017	<5	
10/18/2017	<5	
6/2/2018	3.4 (J)	
11/8/2018	3.1 (J)	
4/19/2019	3.82	
9/25/2019	3.52	
4/15/2020	3.38	
10/23/2020	3.33	
3/15/2021	3.42	
10/6/2021	6.05	
3/15/2022	5.54	
10/4/2022	6.61	
4/18/2023	7.27	
10/26/2023	7.15	
3/19/2024		5.39
10/1/2024		5.25

ND substitution: RL or RL/2 if <15% NDs.

Prediction Limit

Constituent: Sulfate (mg/L) Analysis Run 11/20/2024 10:46 AM View: Intrawell PL

Plant Daniel Client: Southern Company Data: Plant Daniel Gypsum CCR

	MW-6	MW-6
3/22/2016	2.9 (J)	
5/16/2016	2.7 (J)	
7/11/2016	2.5 (J)	
9/12/2016	2.8 (J)	
11/16/2016	3.1 (J)	
1/16/2017	2.1	
3/20/2017	<5	
5/22/2017	1.9 (J)	
10/18/2017	<5	
6/2/2018	1.8 (J)	
11/8/2018	1.6 (J)	
4/19/2019	1.96	
9/25/2019	1.98	
4/14/2020	1.85	
10/23/2020	1.75	
3/15/2021	1.8	
10/6/2021	0.802 (J)	
3/15/2022	0.791 (J)	
10/4/2022	0.791 (J)	
4/18/2023	1.23	
10/26/2023	1.95	
3/18/2024		6.3
9/30/2024		1.76

ND substitution: RL or RL/2 if <15% NDs.

Prediction Limit

Constituent: Sulfate (mg/L) Analysis Run 11/20/2024 10:46 AM View: Intrawell PL

Plant Daniel Client: Southern Company Data: Plant Daniel Gypsum CCR

	MW-7	MW-7
3/21/2016	<1	
5/16/2016	<1	
7/11/2016	<1	
9/12/2016	<1	
11/16/2016	<1	
1/16/2017	<1	
3/20/2017	<1	
5/22/2017	<1	
10/18/2017	<1	
6/1/2018	<1	
11/7/2018	<1	
4/19/2019	0.449 (J)	
9/25/2019	1.57	
4/14/2020	<1	
10/22/2020	<1	
3/15/2021	<1	
10/6/2021	<1	
3/15/2022	<1	
10/3/2022	<1	
4/18/2023	<1	
10/26/2023	<1	
3/18/2024		<1
9/30/2024		<1

ND substitution: RL or RL/2 if <15% NDs.

Prediction Limit

Constituent: Sulfate (mg/L) Analysis Run 11/20/2024 10:46 AM View: Intrawell PL

Plant Daniel Client: Southern Company Data: Plant Daniel Gypsum CCR

	MW-8	MW-8
3/21/2016	<1	
5/17/2016	<1	
7/11/2016	<1	
9/13/2016	<1	
11/17/2016	<1	
1/17/2017	<1	
3/20/2017	<1	
5/23/2017	<1	
10/18/2017	<1	
6/1/2018	1.4 (J)	
11/7/2018	<1	
4/19/2019	0.906 (J)	
9/25/2019	<1	
4/15/2020	<1	
10/22/2020	0.657 (J)	
3/15/2021	1.2	
10/6/2021	4.11	
3/14/2022	3.09	
10/3/2022	3.06	
4/18/2023	2.83	
10/27/2023	2.55	
3/20/2024		2.34
9/30/2024		1.93

ND substitution: RL or RL/2 if <15% NDs.

Prediction Limit

Constituent: Sulfate (mg/L) Analysis Run 11/20/2024 10:46 AM View: Intrawell PL

Plant Daniel Client: Southern Company Data: Plant Daniel Gypsum CCR

	MW-9	MW-9
3/21/2016	<1	
5/16/2016	1.7 (J)	
7/11/2016	1.5 (J)	
9/13/2016	1.5 (J)	
11/17/2016	<1	
1/17/2017	<1	
3/20/2017	<1	
5/23/2017	<1	
10/18/2017	<1	
6/1/2018	3.3 (J)	
11/8/2018	1.8 (J)	
4/19/2019	2.3	
9/25/2019	<1	
4/15/2020	1.64	
10/22/2020	1.46	
3/15/2021	1.37	
10/6/2021	2.4	
3/14/2022	1.58	
10/3/2022	2.45	
4/18/2023	2.88	
10/27/2023	3.34	
3/20/2024		2.68
9/30/2024		3.05

ND substitution: RL or RL/2 if <15% NDs.

Prediction Limit

Constituent: Total Dissolved Solids (mg/L) Analysis Run 11/20/2024 10:46 AM View: Intrawell PL

Plant Daniel Client: Southern Company Data: Plant Daniel Gypsum CCR

	MW-1	MW-1
3/22/2016	60	
5/17/2016	90	
7/12/2016	56	
9/13/2016	88	
11/17/2016	80	
1/16/2017	68	
3/20/2017	12	
5/23/2017	54	
10/18/2017	70	
6/2/2018	20	
11/8/2018	30	
4/19/2019	38	
9/25/2019	52	
4/15/2020	43	
10/23/2020	36	
3/15/2021	36	
10/6/2021	51	
3/14/2022	38	
10/3/2022	64	
4/18/2023	37	
10/26/2023	31	
3/19/2024		18
10/1/2024		19

Prediction Limit

Constituent: Total Dissolved Solids (mg/L) Analysis Run 11/20/2024 10:46 AM View: Intrawell PL

Plant Daniel Client: Southern Company Data: Plant Daniel Gypsum CCR

	MW-10	MW-10
3/22/2016	26	
5/16/2016	44	
7/12/2016	<5	
9/13/2016	24	
11/17/2016	38	
1/17/2017	20	
3/20/2017	6	
5/23/2017	40	
10/18/2017	20	
6/1/2018	28	
11/8/2018	68	
4/19/2019	20	
9/25/2019	29	
4/15/2020	22	
10/23/2020	29	
3/15/2021	22	
10/6/2021	39	
3/14/2022	26	
10/3/2022	33	
4/18/2023	34	
10/26/2023	23	
3/19/2024		20
10/1/2024		33

ND substitution: RL or RL/2 if <15% NDs.

Prediction Limit

Constituent: Total Dissolved Solids (mg/L) Analysis Run 11/20/2024 10:46 AM View: Intrawell PL

Plant Daniel Client: Southern Company Data: Plant Daniel Gypsum CCR

	MW-2	MW-2
3/22/2016	28	
5/16/2016	18	
7/11/2016	4 (J)	
9/13/2016	26	
11/17/2016	36	
1/16/2017	12	
3/20/2017	<3.4	
5/23/2017	26	
10/18/2017	32	
6/2/2018	<3.4	
11/8/2018	68	
4/19/2019	29	
9/25/2019	27	
4/15/2020	32	
10/23/2020	27	
3/15/2021	30	
10/6/2021	35	
3/14/2022	29	
10/3/2022	41	
4/18/2023	35	
10/26/2023	15	
3/19/2024		23
10/1/2024		37

ND substitution: RL or RL/2 if <15% NDs.

Prediction Limit

Constituent: Total Dissolved Solids (mg/L) Analysis Run 11/20/2024 10:46 AM View: Intrawell PL

Plant Daniel Client: Southern Company Data: Plant Daniel Gypsum CCR

	MW-3	MW-3
3/22/2016	22	
5/16/2016	52	
7/11/2016	16	
9/12/2016	30	
11/16/2016	42	
1/16/2017	42	
3/20/2017	12	
5/22/2017	34	
10/17/2017	60	
6/2/2018	<3.4	
11/7/2018	42	
4/19/2019	83	
6/7/2019	76	
9/25/2019	143 (o)	
11/29/2019	180 (o)	
4/14/2020	299 (o)	
10/23/2020	244 (o)	
3/15/2021	201 (o)	
10/6/2021	80	
3/14/2022	42	
10/3/2022	61	
4/17/2023	42	
10/26/2023	29	
3/18/2024		57
9/30/2024		71

ND substitution: RL or RL/2 if <15% NDs.

Prediction Limit

Constituent: Total Dissolved Solids (mg/L) Analysis Run 11/20/2024 10:46 AM View: Intrawell PL

Plant Daniel Client: Southern Company Data: Plant Daniel Gypsum CCR

	MW-4	MW-4
3/22/2016	26	
5/16/2016	28	
7/12/2016	24	
9/13/2016	32	
11/16/2016	60	
1/16/2017	32	
3/20/2017	<5	
5/23/2017	48	
10/18/2017	54	
6/2/2018	32	
11/8/2018	14	
4/19/2019	43	
9/25/2019	44	
4/15/2020	31	
10/23/2020	32	
3/15/2021	27	
10/6/2021	33	
3/14/2022	16	
10/4/2022	36	
4/17/2023	34	
10/26/2023	13	
3/19/2024		16
10/1/2024		33

ND substitution: RL or RL/2 if <15% NDs.

Prediction Limit

Constituent: Total Dissolved Solids (mg/L) Analysis Run 11/20/2024 10:46 AM View: Intrawell PL

Plant Daniel Client: Southern Company Data: Plant Daniel Gypsum CCR

	MW-5	MW-5
3/22/2016	36	
5/17/2016	36	
7/12/2016	34	
9/13/2016	34	
11/16/2016	56	
1/16/2017	32	
3/20/2017	20	
5/23/2017	32	
10/18/2017	50	
6/2/2018	<10	
11/8/2018	22	
4/19/2019	34	
9/25/2019	42	
4/15/2020	26	
10/23/2020	31	
3/15/2021	32	
10/6/2021	27	
3/15/2022	12	
10/4/2022	41	
4/18/2023	29	
10/26/2023	<10	
3/19/2024		<10
10/1/2024		23

ND substitution: RL or RL/2 if <15% NDs.

Prediction Limit

Constituent: Total Dissolved Solids (mg/L) Analysis Run 11/20/2024 10:46 AM View: Intrawell PL

Plant Daniel Client: Southern Company Data: Plant Daniel Gypsum CCR

	MW-6	MW-6
3/22/2016	<3.4	
5/16/2016	24	
7/11/2016	14	
9/12/2016	26	
11/16/2016	40	
1/16/2017	32	
3/20/2017	10	
5/22/2017	30	
10/18/2017	28	
6/2/2018	<3.4	
11/8/2018	12	
4/19/2019	26	
9/25/2019	46	
4/14/2020	26	
10/23/2020	25	
3/15/2021	29	
10/6/2021	38	
3/15/2022	24	
10/4/2022	28	
4/18/2023	32	
10/26/2023	12	
3/18/2024		23
9/30/2024		21

ND substitution: RL or RL/2 if <15% NDs.

Prediction Limit

Constituent: Total Dissolved Solids (mg/L) Analysis Run 11/20/2024 10:46 AM View: Intrawell PL

Plant Daniel Client: Southern Company Data: Plant Daniel Gypsum CCR

	MW-7	MW-7
3/21/2016	52	
5/16/2016	44	
7/11/2016	22	
9/12/2016	24	
11/16/2016	52	
1/16/2017	32	
3/20/2017	16	
5/22/2017	48	
10/18/2017	50	
6/1/2018	42	
11/7/2018	54	
4/19/2019	36	
9/25/2019	42	
4/14/2020	30	
10/22/2020	35	
3/15/2021	32	
10/6/2021	53	
3/15/2022	54	
10/3/2022	79	
4/18/2023	53	
10/26/2023	36	
3/18/2024		46
9/30/2024		14

Prediction Limit

Constituent: Total Dissolved Solids (mg/L) Analysis Run 11/20/2024 10:46 AM View: Intrawell PL

Plant Daniel Client: Southern Company Data: Plant Daniel Gypsum CCR

	MW-8	MW-8
3/21/2016	42	
5/17/2016	38	
7/11/2016	14	
9/13/2016	40	
11/17/2016	40	
1/17/2017	36	
3/20/2017	<5	
5/23/2017	44	
10/18/2017	28	
6/1/2018	60	
11/7/2018	40	
4/19/2019	71	
9/25/2019	61	
4/15/2020	53	
10/22/2020	42	
3/15/2021	39	
10/6/2021	36	
3/14/2022	23	
10/3/2022	40	
4/18/2023	35	
10/27/2023	19	
3/20/2024		17
9/30/2024		27

ND substitution: RL or RL/2 if <15% NDs.

Prediction Limit

Constituent: Total Dissolved Solids (mg/L) Analysis Run 11/20/2024 10:46 AM View: Intrawell PL

Plant Daniel Client: Southern Company Data: Plant Daniel Gypsum CCR

	MW-9	MW-9
3/21/2016	30	
5/16/2016	32	
7/11/2016	24	
9/13/2016	34	
11/17/2016	52	
1/17/2017	<5	
3/20/2017	14	
5/23/2017	36	
10/18/2017	34	
6/1/2018	42	
11/8/2018	30	
4/19/2019	23	
9/25/2019	33	
4/15/2020	28	
10/22/2020	35	
3/15/2021	31	
10/6/2021	37	
3/14/2022	56	
10/3/2022	31	
4/18/2023	23	
10/27/2023	19	
3/20/2024		21
9/30/2024		25

ND substitution: RL or RL/2 if <15% NDs.

Trend Tests - Prediction Limit Exceedances

Appendix III Trend Tests - Prediction Limit Exceedances - Significant Results

Plant Daniel Client: Southern Company Data: Plant Daniel Gypsum CCR Printed 11/21/2024, 9:55 AM

Constituent	Well	Slope	Calc.	Critical	Sig.	N	%NDs	Normality	Alpha	Method
Calcium (mg/L)	**MW-1 (bg)**	**-0.4536**	**-206**	**-105**	**Yes**	**24**	**0**	**n/a**	**0.01**	**NP**
Calcium (mg/L)	**MW-2 (bg)**	**0.04091**	**157**	**111**	**Yes**	**25**	**0**	**n/a**	**0.01**	**NP**
Calcium (mg/L)	**MW-3**	**0.2816**	**112**	**81**	**Yes**	**20**	**0**	**n/a**	**0.01**	**NP**
Sulfate (mg/L)	**MW-1 (bg)**	**0.9966**	**389**	**191**	**Yes**	**36**	**2.778**	**n/a**	**0.01**	**NP**
Sulfate (mg/L)	**MW-3**	**0**	**168**	**146**	**Yes**	**30**	**63.33**	**n/a**	**0.01**	**NP**

Appendix III Trend Tests - Prediction Limit Exceedances - All Results

Plant Daniel Client: Southern Company Data: Plant Daniel Gypsum CCR Printed 11/21/2024, 9:55 AM

Constituent	Well	Slope	Calc.	Critical	Sig.	N	%NDs	Normality	Alpha	Method
Calcium (mg/L)	**MW-1 (bg)**	**-0.4536**	**-206**	**-105**	**Yes**	**24**	**0**	**n/a**	**0.01**	**NP**
Calcium (mg/L)	MW-10 (bg)	-0.02332	-48	-92	No	22	0	n/a	0.01	NP
Calcium (mg/L)	**MW-2 (bg)**	**0.04091**	**157**	**111**	**Yes**	**25**	**0**	**n/a**	**0.01**	**NP**
Calcium (mg/L)	**MW-3**	**0.2816**	**112**	**81**	**Yes**	**20**	**0**	**n/a**	**0.01**	**NP**
Sulfate (mg/L)	**MW-1 (bg)**	**0.9966**	**389**	**191**	**Yes**	**36**	**2.778**	**n/a**	**0.01**	**NP**
Sulfate (mg/L)	MW-10 (bg)	0	71	98	No	23	56.52	n/a	0.01	NP
Sulfate (mg/L)	MW-2 (bg)	0	-109	-167	No	33	69.7	n/a	0.01	NP
Sulfate (mg/L)	**MW-3**	**0**	**168**	**146**	**Yes**	**30**	**63.33**	**n/a**	**0.01**	**NP**

Sanitas™ v.10.0.23a Software licensed to Groundwater Stats Consulting. UG

Sen's Slope Estimator

MW-1 (bg)

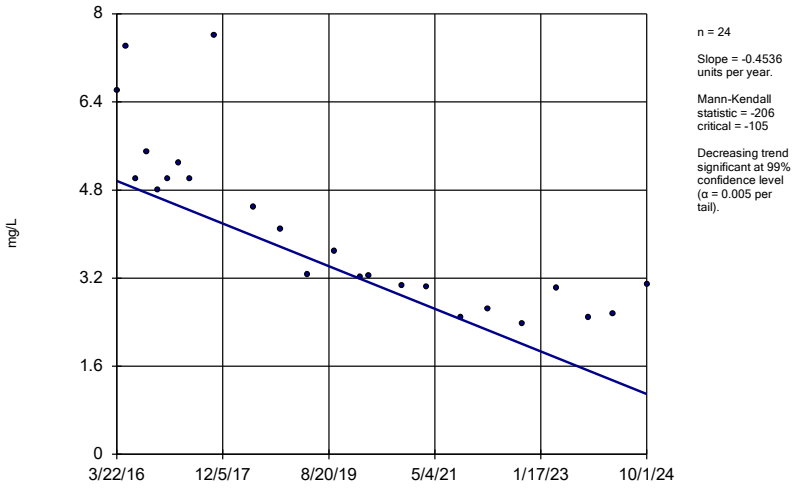

n = 24

Slope = -0.4536 units per year.

Mann-Kendall statistic = -206 critical = -105

Decreasing trend significant at 99% confidence level (α = 0.005 per tail).

Constituent: Calcium Analysis Run 11/21/2024 9:52 AM View: Appendix III - Trend Tests

Plant Daniel Client: Southern Company Data: Plant Daniel Gypsum CCR

Sanitas™ v.10.0.23a Software licensed to Groundwater Stats Consulting. UG

Sen's Slope Estimator

MW-10 (bg)

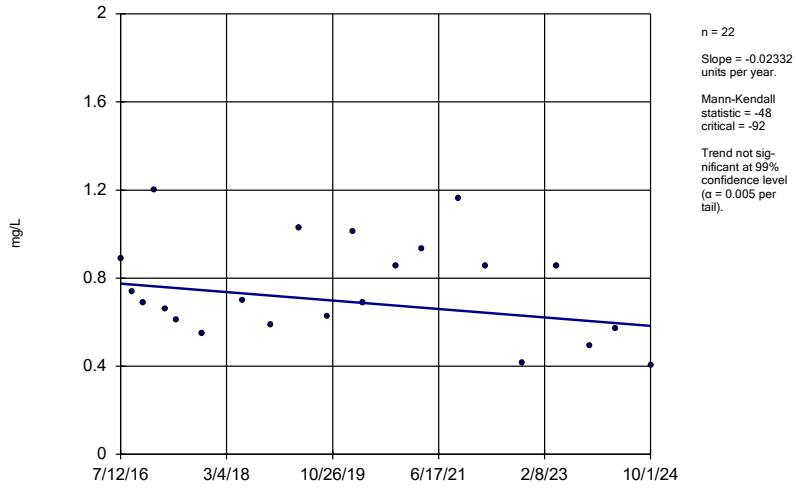

n = 22

Slope = -0.02332 units per year.

Mann-Kendall statistic = -48 critical = -92

Trend not significant at 99% confidence level (α = 0.005 per tail).

Constituent: Calcium Analysis Run 11/21/2024 9:52 AM View: Appendix III - Trend Tests

Plant Daniel Client: Southern Company Data: Plant Daniel Gypsum CCR

Sanitas™ v.10.0.23a Software licensed to Groundwater Stats Consulting. UG

Sen's Slope Estimator

MW-2 (bg)

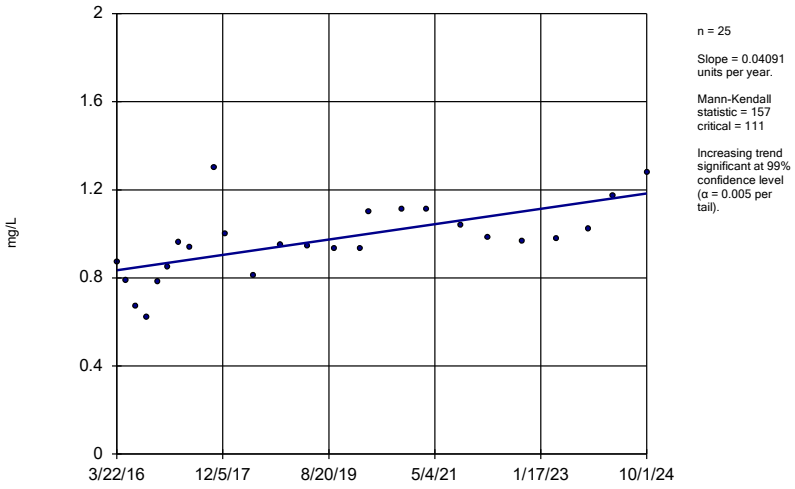

n = 25

Slope = 0.04091 units per year.

Mann-Kendall statistic = 157 critical = 111

Increasing trend significant at 99% confidence level (α = 0.005 per tail).

Constituent: Calcium Analysis Run 11/21/2024 9:52 AM View: Appendix III - Trend Tests

Plant Daniel Client: Southern Company Data: Plant Daniel Gypsum CCR

Sanitas™ v.10.0.23a Software licensed to Groundwater Stats Consulting. UG

Sen's Slope Estimator

MW-3

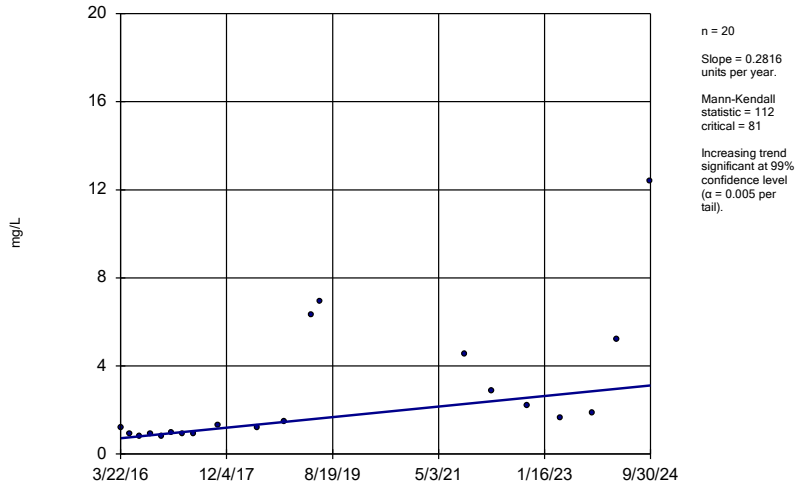

n = 20

Slope = 0.2816 units per year.

Mann-Kendall statistic = 112 critical = 81

Increasing trend significant at 99% confidence level (α = 0.005 per tail).

Constituent: Calcium Analysis Run 11/21/2024 9:52 AM View: Appendix III - Trend Tests

Plant Daniel Client: Southern Company Data: Plant Daniel Gypsum CCR

Sanitas™ v.10.0.23a Software licensed to Groundwater Stats Consulting. UG
Hollow symbols indicate censored values.

Sen's Slope Estimator

MW-1 (bg)

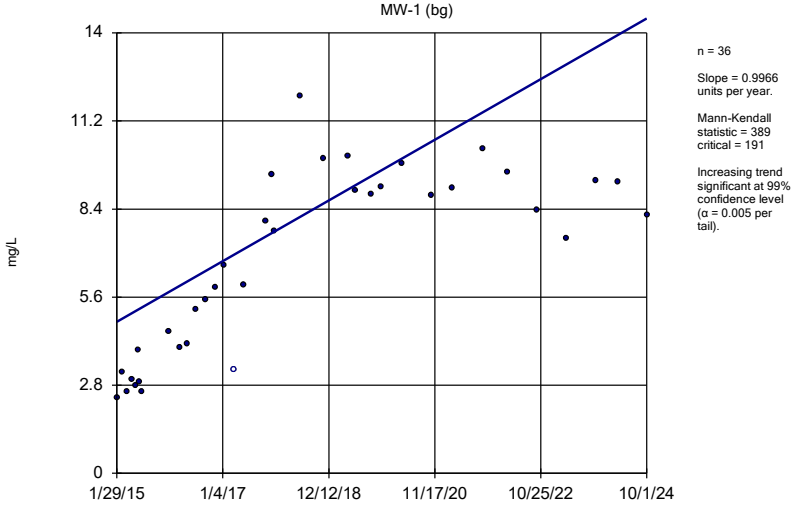

n = 36

Slope = 0.9966 units per year.

Mann-Kendall statistic = 389
critical = 191

Increasing trend significant at 99% confidence level (α = 0.005 per tail).

Constituent: Sulfate Analysis Run 11/21/2024 9:52 AM View: Appendix III - Trend Tests
Plant Daniel Client: Southern Company Data: Plant Daniel Gypsum CCR

Sanitas™ v.10.0.23a Software licensed to Groundwater Stats Consulting. UG
Hollow symbols indicate censored values.

Sen's Slope Estimator

MW-10 (bg)

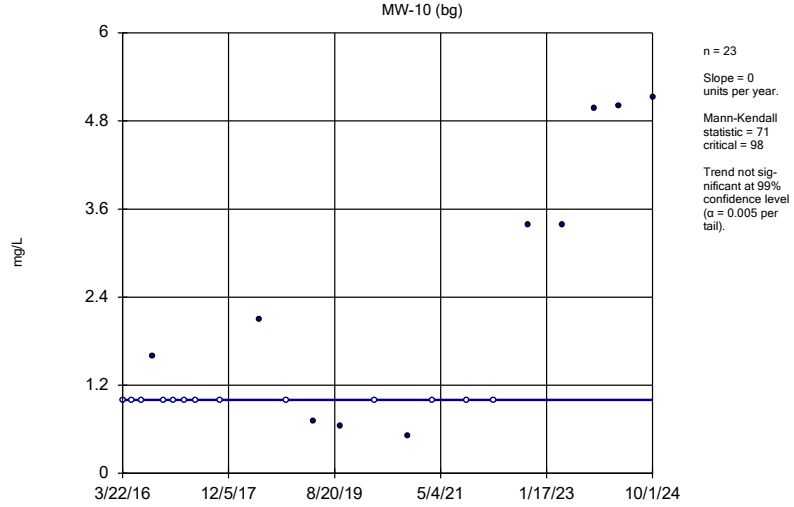

n = 23

Slope = 0 units per year.

Mann-Kendall statistic = 71
critical = 98

Trend not significant at 99% confidence level (α = 0.005 per tail).

Constituent: Sulfate Analysis Run 11/21/2024 9:52 AM View: Appendix III - Trend Tests
Plant Daniel Client: Southern Company Data: Plant Daniel Gypsum CCR

Sanitas™ v.10.0.23a Software licensed to Groundwater Stats Consulting. UG
Hollow symbols indicate censored values.

Sen's Slope Estimator

MW-2 (bg)

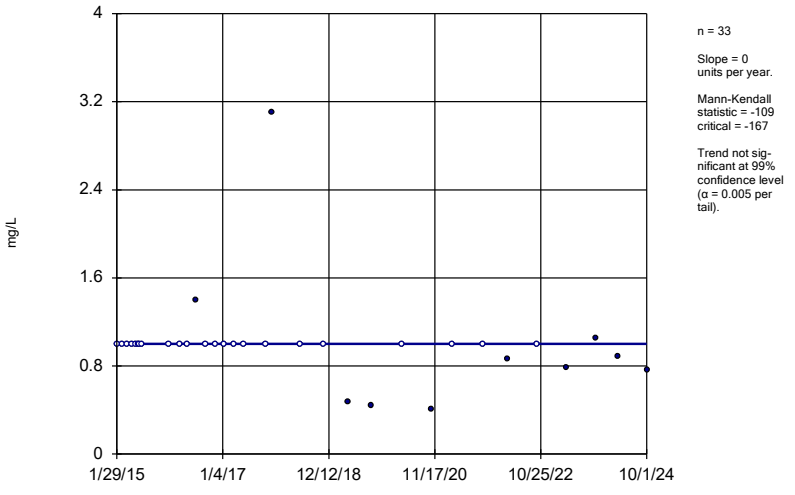

n = 33

Slope = 0 units per year.

Mann-Kendall statistic = -109
critical = -167

Trend not significant at 99% confidence level (α = 0.005 per tail).

Constituent: Sulfate Analysis Run 11/21/2024 9:52 AM View: Appendix III - Trend Tests
Plant Daniel Client: Southern Company Data: Plant Daniel Gypsum CCR

Sanitas™ v.10.0.23a Software licensed to Groundwater Stats Consulting. UG
Hollow symbols indicate censored values.

Sen's Slope Estimator

MW-3

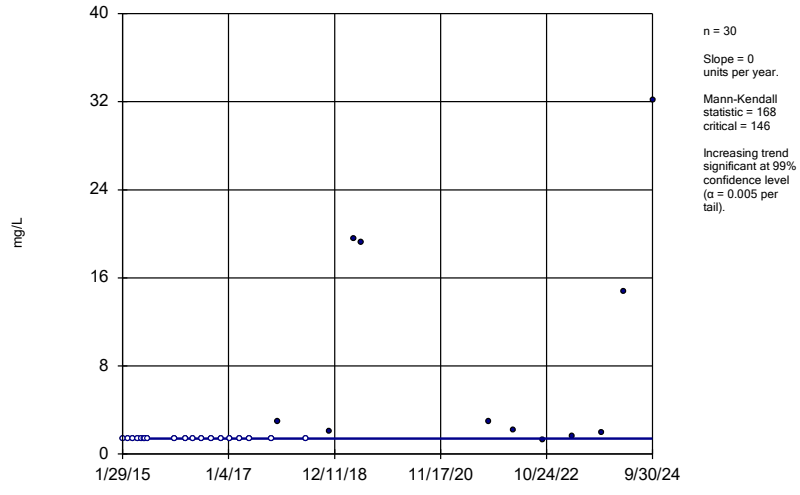

n = 30

Slope = 0 units per year.

Mann-Kendall statistic = 168
critical = 146

Increasing trend significant at 99% confidence level (α = 0.005 per tail).

Constituent: Sulfate Analysis Run 11/21/2024 9:52 AM View: Appendix III - Trend Tests
Plant Daniel Client: Southern Company Data: Plant Daniel Gypsum CCR

Upper Tolerance Limits

Upper Tolerance Limit Summary Table

Plant Daniel Client: Southern Company Data: Plant Daniel Gypsum CCR Printed 11/20/2024, 10:50 AM

Constituent	Upper Lim.	Lower Lim.	Date	Observ.	Sig.	Bg N	%NDs	ND Adj.	Transform	Alpha	Method
Antimony (mg/L)	0.002	n/a	n/a	n/a	n/a	54	94.44	n/a	n/a	0.06267	NP Inter(NDs)
Arsenic (mg/L)	0.00628	n/a	n/a	n/a	n/a	57	84.21	n/a	n/a	0.05373	NP Inter(NDs)
Barium (mg/L)	0.2455	n/a	n/a	n/a	n/a	77	0	None	ln(x)	0.05	Inter
Beryllium (mg/L)	0.001	n/a	n/a	n/a	n/a	57	82.46	n/a	n/a	0.05373	NP Inter(NDs)
Cadmium (mg/L)	0.001	n/a	n/a	n/a	n/a	54	98.15	n/a	n/a	0.06267	NP Inter(NDs)
Chromium (mg/L)	0.0073	n/a	n/a	n/a	n/a	74	86.49	n/a	n/a	0.02247	NP Inter(NDs)
Cobalt (mg/L)	0.0044	n/a	n/a	n/a	n/a	57	0	n/a	n/a	0.05373	NP Inter(normality)
Combined Radium 226 + 228 (pCi/L)	3.07	n/a	n/a	n/a	n/a	56	0	None	sqrt(x)	0.05	Inter
Fluoride (mg/L)	0.1	n/a	n/a	n/a	n/a	72	79.17	n/a	n/a	0.02489	NP Inter(NDs)
Lead (mg/L)	0.001	n/a	n/a	n/a	n/a	57	71.93	n/a	n/a	0.05373	NP Inter(NDs)
Lithium (mg/L)	0.005	n/a	n/a	n/a	n/a	54	87.04	n/a	n/a	0.06267	NP Inter(NDs)
Mercury (mg/L)	0.00031	n/a	n/a	n/a	n/a	74	94.59	n/a	n/a	0.02247	NP Inter(NDs)
Molybdenum (mg/L)	0.005	n/a	n/a	n/a	n/a	54	96.3	n/a	n/a	0.06267	NP Inter(NDs)
Selenium (mg/L)	0.0071	n/a	n/a	n/a	n/a	74	83.78	n/a	n/a	0.02247	NP Inter(NDs)
Thallium (mg/L)	0.001	n/a	n/a	n/a	n/a	54	85.19	n/a	n/a	0.06267	NP Inter(NDs)

Sanitas™ v.10.0.23 Sanitas software utilized by Groundwater Stats Consulting. UG
Hollow symbols indicate censored values.

Time Series

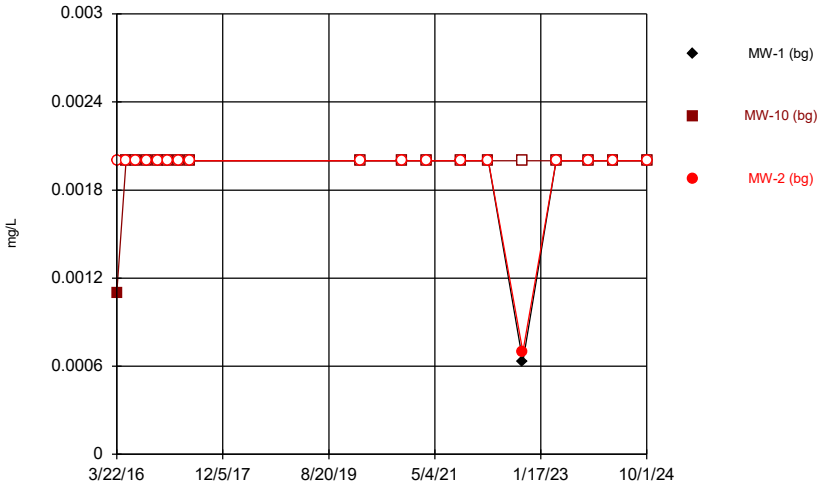

Constituent: Antimony Analysis Run 11/20/2024 10:49 AM View: UTL's - Appendix IV
Plant Daniel Client: Southern Company Data: Plant Daniel Gypsum CCR

Sanitas™ v.10.0.23 Sanitas software utilized by Groundwater Stats Consulting. UG
Hollow symbols indicate censored values.

Time Series

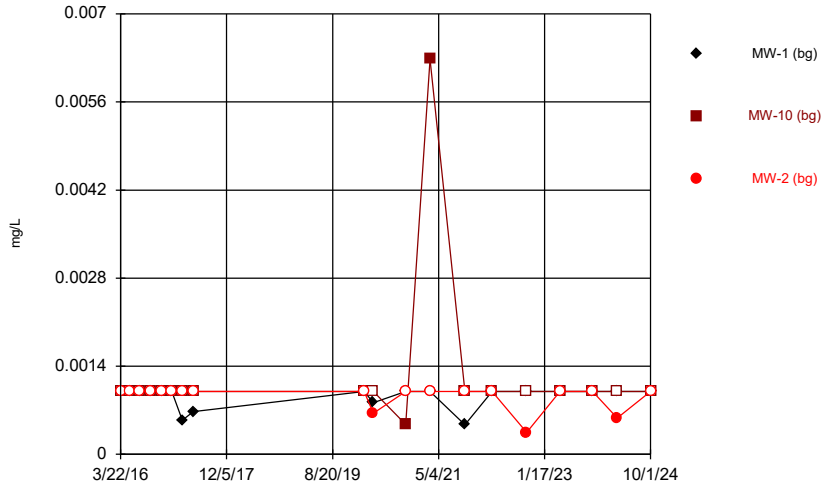

Constituent: Arsenic Analysis Run 11/20/2024 10:49 AM View: UTL's - Appendix IV
Plant Daniel Client: Southern Company Data: Plant Daniel Gypsum CCR

Sanitas™ v.10.0.23 Sanitas software utilized by Groundwater Stats Consulting. UG

Time Series

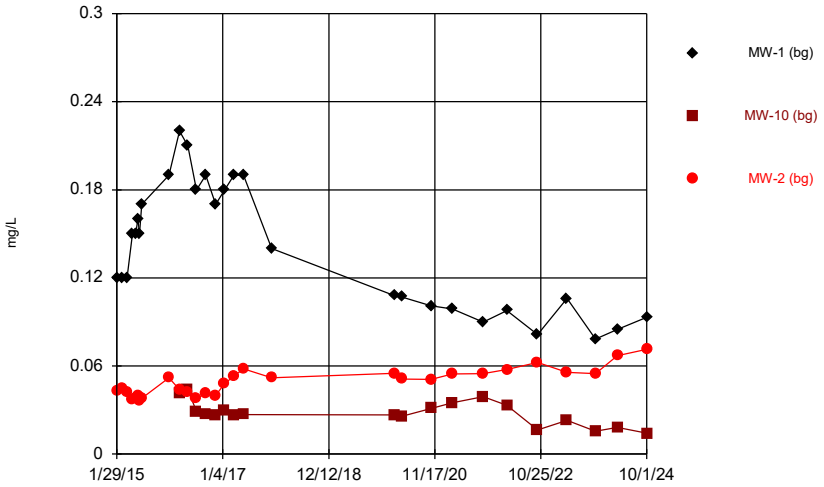

Constituent: Barium Analysis Run 11/20/2024 10:49 AM View: UTL's - Appendix IV
Plant Daniel Client: Southern Company Data: Plant Daniel Gypsum CCR

Sanitas™ v.10.0.23 Sanitas software utilized by Groundwater Stats Consulting. UG
Hollow symbols indicate censored values.

Time Series

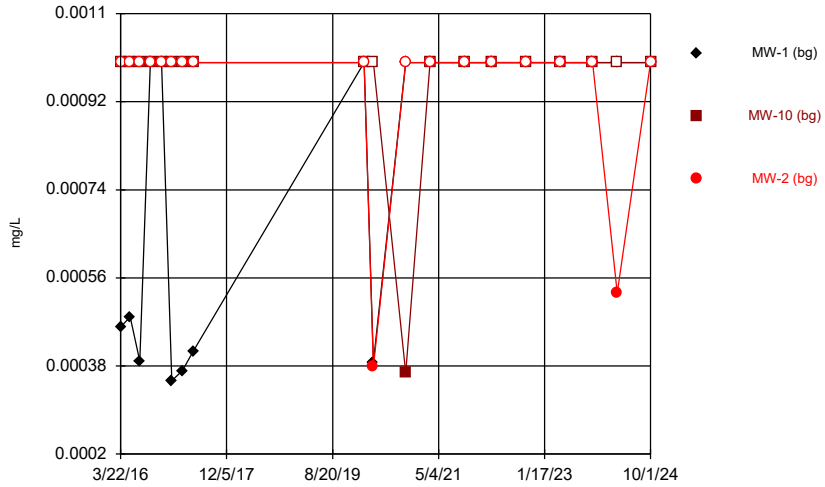

Constituent: Beryllium Analysis Run 11/20/2024 10:49 AM View: UTL's - Appendix IV
Plant Daniel Client: Southern Company Data: Plant Daniel Gypsum CCR

Sanitas™ v.10.0.23 Sanitas software utilized by Groundwater Stats Consulting. UG
Hollow symbols indicate censored values.

Time Series

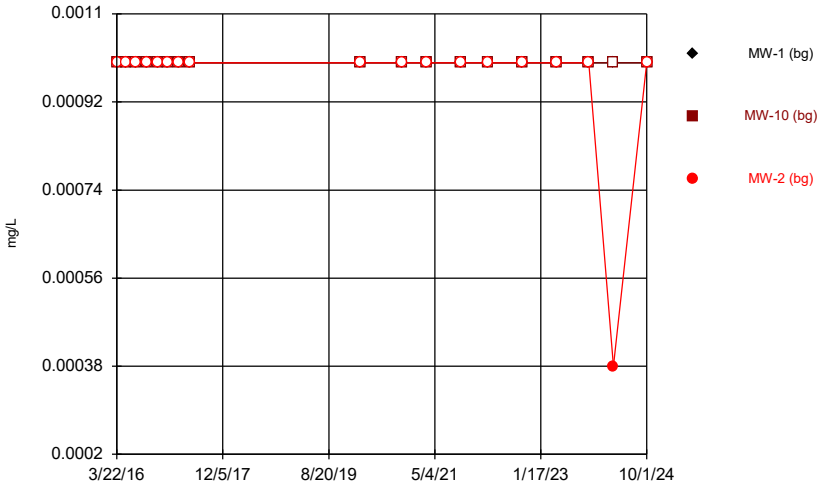

Constituent: Cadmium Analysis Run 11/20/2024 10:49 AM View: UTL's - Appendix IV
Plant Daniel Client: Southern Company Data: Plant Daniel Gypsum CCR

Sanitas™ v.10.0.23 Sanitas software utilized by Groundwater Stats Consulting. UG
Hollow symbols indicate censored values.

Time Series

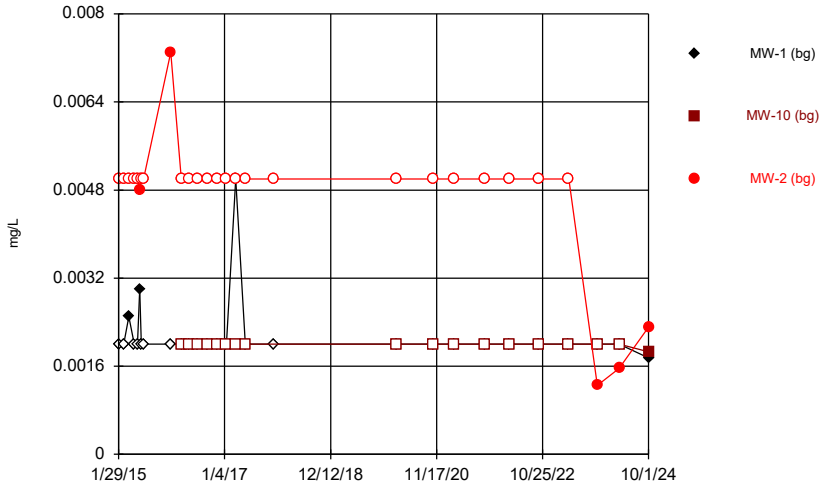

Constituent: Chromium Analysis Run 11/20/2024 10:49 AM View: UTL's - Appendix IV
Plant Daniel Client: Southern Company Data: Plant Daniel Gypsum CCR

Sanitas™ v.10.0.23 Sanitas software utilized by Groundwater Stats Consulting. UG

Time Series

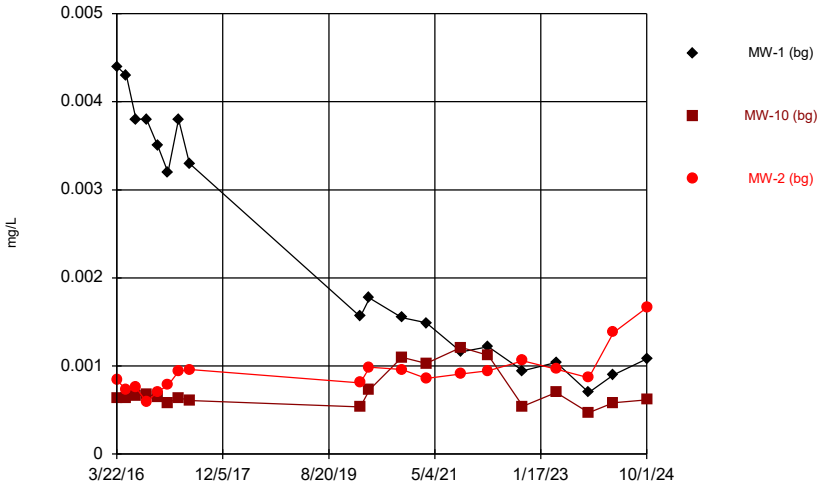

Constituent: Cobalt Analysis Run 11/20/2024 10:49 AM View: UTL's - Appendix IV
Plant Daniel Client: Southern Company Data: Plant Daniel Gypsum CCR

Sanitas™ v.10.0.23 Sanitas software utilized by Groundwater Stats Consulting. UG

Time Series

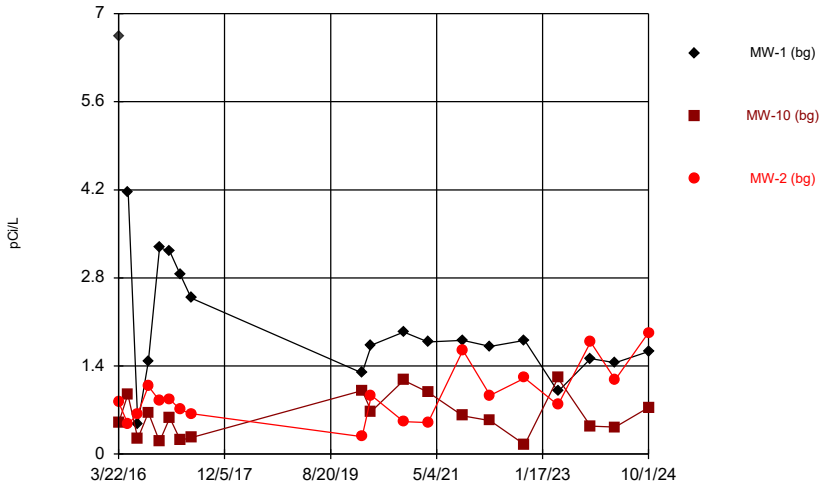

Constituent: Combined Radium 226 + 228 Analysis Run 11/20/2024 10:49 AM View: UTL's - Appendix IV
Plant Daniel Client: Southern Company Data: Plant Daniel Gypsum CCR

Sanitas™ v.10.0.23 Sanitas software utilized by Groundwater Stats Consulting. UG
Hollow symbols indicate censored values.

Time Series

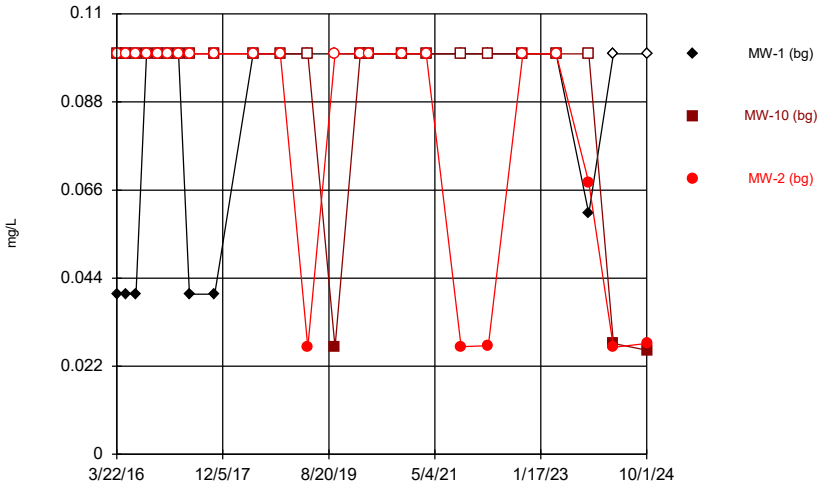

Constituent: Fluoride Analysis Run 11/20/2024 10:49 AM View: UTL's - Appendix IV
Plant Daniel Client: Southern Company Data: Plant Daniel Gypsum CCR

Sanitas™ v.10.0.23 Sanitas software utilized by Groundwater Stats Consulting. UG
Hollow symbols indicate censored values.

Time Series

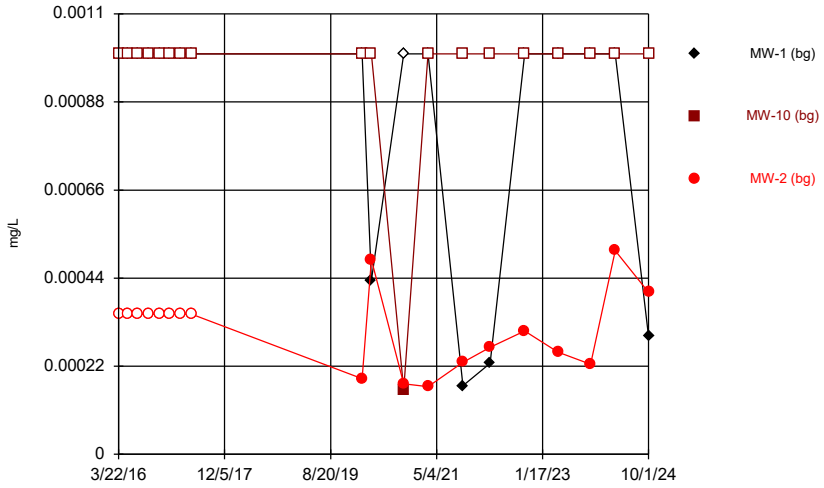

Constituent: Lead Analysis Run 11/20/2024 10:49 AM View: UTL's - Appendix IV
Plant Daniel Client: Southern Company Data: Plant Daniel Gypsum CCR

Sanitas™ v.10.0.23 Sanitas software utilized by Groundwater Stats Consulting. UG
Hollow symbols indicate censored values.

Time Series

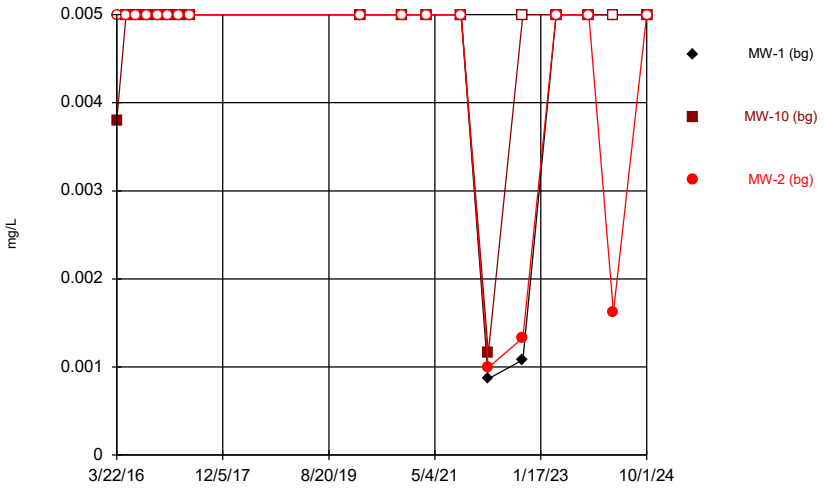

Constituent: Lithium Analysis Run 11/20/2024 10:49 AM View: UTL's - Appendix IV
Plant Daniel Client: Southern Company Data: Plant Daniel Gypsum CCR

Sanitas™ v.10.0.23 Sanitas software utilized by Groundwater Stats Consulting. UG
Hollow symbols indicate censored values.

Time Series

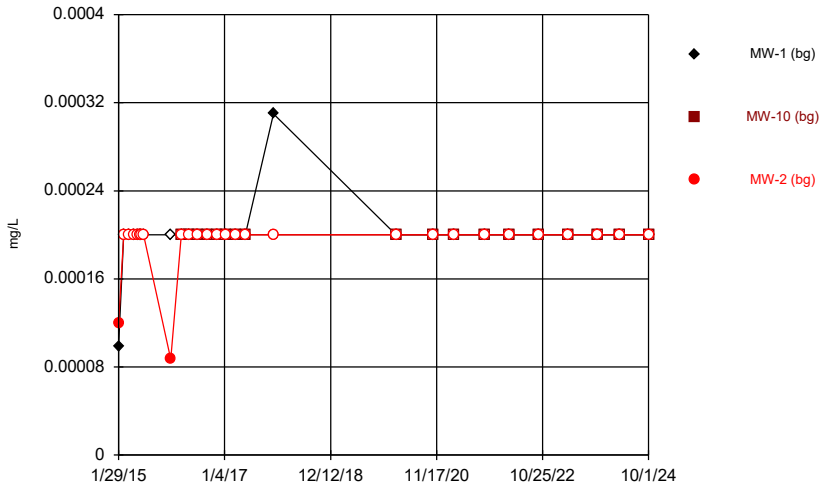

Constituent: Mercury Analysis Run 11/20/2024 10:49 AM View: UTL's - Appendix IV
Plant Daniel Client: Southern Company Data: Plant Daniel Gypsum CCR

Sanitas™ v.10.0.23 Sanitas software utilized by Groundwater Stats Consulting. UG
Hollow symbols indicate censored values.

Time Series

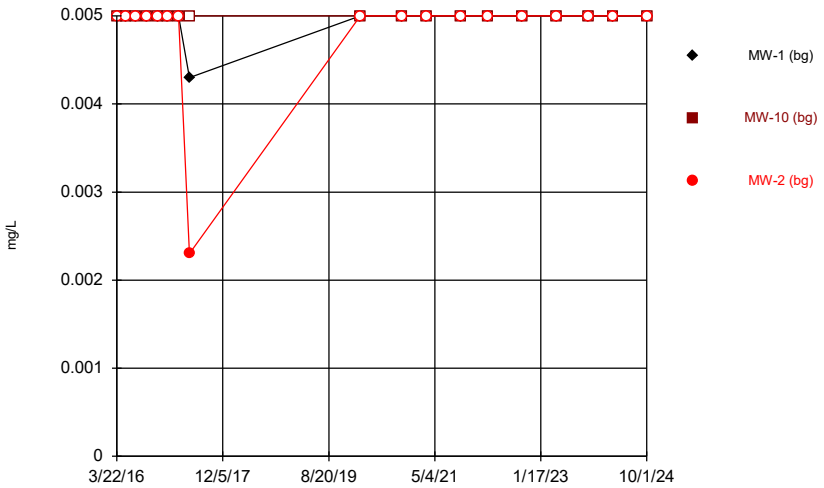

Constituent: Molybdenum Analysis Run 11/20/2024 10:49 AM View: UTL's - Appendix IV
Plant Daniel Client: Southern Company Data: Plant Daniel Gypsum CCR

Sanitas™ v.10.0.23 Sanitas software utilized by Groundwater Stats Consulting. UG
Hollow symbols indicate censored values.

Time Series

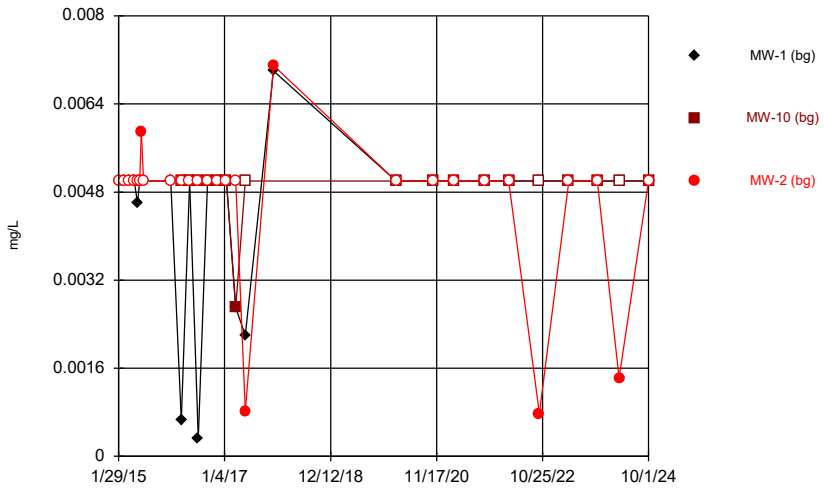

Constituent: Selenium Analysis Run 11/20/2024 10:50 AM View: UTL's - Appendix IV
Plant Daniel Client: Southern Company Data: Plant Daniel Gypsum CCR

Sanitas™ v.10.0.23 Sanitas software utilized by Groundwater Stats Consulting. UG
Hollow symbols indicate censored values.

Time Series

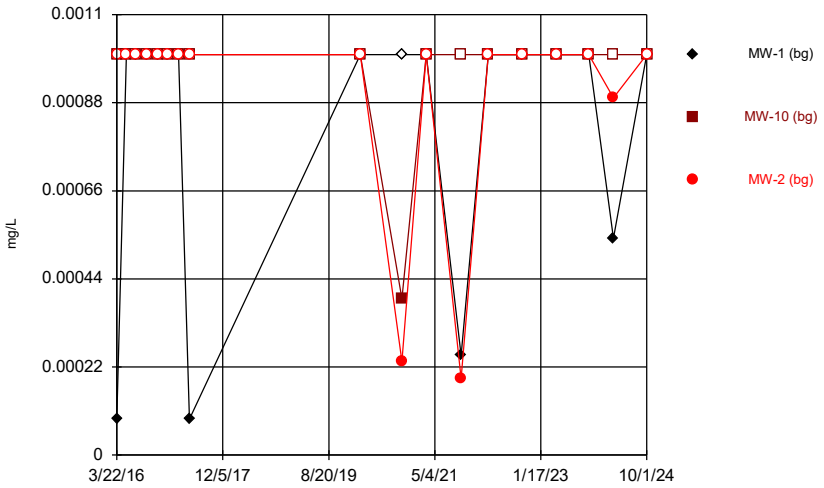

Constituent: Thallium Analysis Run 11/20/2024 10:50 AM View: UTL's - Appendix IV
Plant Daniel Client: Southern Company Data: Plant Daniel Gypsum CCR

Tolerance Limit

Interwell Non-parametric



Non-parametric test used in lieu of parametric tolerance limit because censored data exceeded 50%. Limit is highest of 54 background values. 94.44% NDs. 91.99% coverage at alpha=0.01; 94.73% coverage at alpha=0.05; 98.63% coverage at alpha=0.5. Report alpha = 0.06267.

Constituent: Antimony Analysis Run 11/20/2024 10:48 AM View: UTL's - Appendix IV
Plant Daniel Client: Southern Company Data: Plant Daniel Gypsum CCR

Tolerance Limit

Interwell Non-parametric



Non-parametric test used in lieu of parametric tolerance limit because censored data exceeded 50%. Limit is highest of 57 background values. 84.21% NDs. 92.38% coverage at alpha=0.01; 94.73% coverage at alpha=0.05; 98.63% coverage at alpha=0.5. Report alpha = 0.05373.

Constituent: Arsenic Analysis Run 11/20/2024 10:48 AM View: UTL's - Appendix IV
Plant Daniel Client: Southern Company Data: Plant Daniel Gypsum CCR

Tolerance Limit

Interwell Parametric



95% coverage. Background Data Summary (based on natural log transformation): Mean=-2.797, Std. Dev.=0.7076, n=77. Normality test: Shapiro Francia @alpha = 0.01, calculated = 0.9717, critical = 0.957. Report alpha = 0.05.

Constituent: Barium Analysis Run 11/20/2024 10:48 AM View: UTL's - Appendix IV
Plant Daniel Client: Southern Company Data: Plant Daniel Gypsum CCR

Tolerance Limit

Interwell Non-parametric



Non-parametric test used in lieu of parametric tolerance limit because censored data exceeded 50%. Limit is highest of 57 background values. 82.46% NDs. 92.38% coverage at alpha=0.01; 94.73% coverage at alpha=0.05; 98.63% coverage at alpha=0.5. Report alpha = 0.05373.

Constituent: Beryllium Analysis Run 11/20/2024 10:48 AM View: UTL's - Appendix IV
Plant Daniel Client: Southern Company Data: Plant Daniel Gypsum CCR

Tolerance Limit

Interwell Non-parametric



Non-parametric test used in lieu of parametric tolerance limit because censored data exceeded 50%. Limit is highest of 54 background values. 98.15% NDs. 91.99% coverage at alpha=0.01; 94.73% coverage at alpha=0.05; 98.63% coverage at alpha=0.5. Report alpha = 0.06267.

Constituent: Cadmium Analysis Run 11/20/2024 10:48 AM View: UTL's - Appendix IV
Plant Daniel Client: Southern Company Data: Plant Daniel Gypsum CCR

Sanitas™ v.10.0.23 Sanitas software utilized by Groundwater Stats Consulting. UG

Tolerance Limit

Interwell Non-parametric



Non-parametric test used in lieu of parametric tolerance limit because censored data exceeded 50%. Limit is highest of 74 background values. 86.49% NDs. 93.95% coverage at alpha=0.01; 95.9% coverage at alpha=0.05; 99.02% coverage at alpha=0.5. Report alpha = 0.02247.

Constituent: Chromium Analysis Run 11/20/2024 10:48 AM View: UTL's - Appendix IV
Plant Daniel Client: Southern Company Data: Plant Daniel Gypsum CCR

Sanitas™ v.10.0.23 Sanitas software utilized by Groundwater Stats Consulting. UG

Tolerance Limit

Interwell Non-parametric



Non-parametric test used in lieu of parametric tolerance limit because the Shapiro Francia normality test showed the data to be non-normal at the 0.01 alpha level. Limit is highest of 57 background values. 92.38% coverage at alpha=0.01; 94.73% coverage at alpha=0.05; 98.63% coverage at alpha=0.5. Report alpha = 0.05373.

Constituent: Cobalt Analysis Run 11/20/2024 10:48 AM View: UTL's - Appendix IV
Plant Daniel Client: Southern Company Data: Plant Daniel Gypsum CCR

Sanitas™ v.10.0.23 Sanitas software utilized by Groundwater Stats Consulting. UG

Tolerance Limit

Interwell Parametric



95% coverage. Background Data Summary (based on square root transformation): Mean=1.015, Std. Dev.=0.3626, n=56. Normality test: Shapiro Francia @alpha = 0.01, calculated = 0.9672, critical = 0.942. Report alpha = 0.05.

Constituent: Combined Radium 226 + 228 Analysis Run 11/20/2024 10:48 AM View: UTL's - Appendix IV
Plant Daniel Client: Southern Company Data: Plant Daniel Gypsum CCR

Tolerance Limit

Interwell Non-parametric



Non-parametric test used in lieu of parametric tolerance limit because censored data exceeded 50%. Limit is highest of 72 background values. 79.17% NDs. 93.95% coverage at alpha=0.01; 95.9% coverage at alpha=0.05; 99.02% coverage at alpha=0.5. Report alpha = 0.02489.

Constituent: Fluoride Analysis Run 11/20/2024 10:48 AM View: UTL's - Appendix IV

Plant Daniel Client: Southern Company Data: Plant Daniel Gypsum CCR

Tolerance Limit

Interwell Non-parametric



Non-parametric test used in lieu of parametric tolerance limit because censored data exceeded 50%. Limit is highest of 57 background values. 71.93% NDs. 92.38% coverage at alpha=0.01; 94.73% coverage at alpha=0.05; 98.63% coverage at alpha=0.5. Report alpha = 0.05373.

Constituent: Lead Analysis Run 11/20/2024 10:49 AM View: UTL's - Appendix IV

Plant Daniel Client: Southern Company Data: Plant Daniel Gypsum CCR

Tolerance Limit

Interwell Non-parametric



Non-parametric test used in lieu of parametric tolerance limit because censored data exceeded 50%. Limit is highest of 54 background values. 87.04% NDs. 91.99% coverage at alpha=0.01; 94.73% coverage at alpha=0.05; 98.63% coverage at alpha=0.5. Report alpha = 0.06267.

Constituent: Lithium Analysis Run 11/20/2024 10:49 AM View: UTL's - Appendix IV

Plant Daniel Client: Southern Company Data: Plant Daniel Gypsum CCR

Tolerance Limit

Interwell Non-parametric



Non-parametric test used in lieu of parametric tolerance limit because censored data exceeded 50%. Limit is highest of 74 background values. 94.59% NDs. 93.95% coverage at alpha=0.01; 95.9% coverage at alpha=0.05; 99.02% coverage at alpha=0.5. Report alpha = 0.02247.

Constituent: Mercury Analysis Run 11/20/2024 10:49 AM View: UTL's - Appendix IV

Plant Daniel Client: Southern Company Data: Plant Daniel Gypsum CCR

Tolerance Limit

Interwell Non-parametric



Non-parametric test used in lieu of parametric tolerance limit because censored data exceeded 50%. Limit is highest of 54 background values. 96.3% NDs. 91.99% coverage at alpha=0.01; 94.73% coverage at alpha=0.05; 98.63% coverage at alpha=0.5. Report alpha = 0.06267.

Constituent: Molybdenum Analysis Run 11/20/2024 10:49 AM View: UTL's - Appendix IV

Plant Daniel Client: Southern Company Data: Plant Daniel Gypsum CCR

Sanitas™ v.10.0.23 Sanitas software utilized by Groundwater Stats Consulting. UG

Tolerance Limit

Interwell Non-parametric



Non-parametric test used in lieu of parametric tolerance limit because censored data exceeded 50%. Limit is highest of 74 background values. 83.78% NDs. 93.95% coverage at alpha=0.01; 95.9% coverage at alpha=0.05; 99.02% coverage at alpha=0.5. Report alpha = 0.02247.

Constituent: Selenium Analysis Run 11/20/2024 10:49 AM View: UTL's - Appendix IV

Plant Daniel Client: Southern Company Data: Plant Daniel Gypsum CCR

Sanitas™ v.10.0.23 Sanitas software utilized by Groundwater Stats Consulting. UG

Tolerance Limit

Interwell Non-parametric



Non-parametric test used in lieu of parametric tolerance limit because censored data exceeded 50%. Limit is highest of 54 background values. 85.19% NDs. 91.99% coverage at alpha=0.01; 94.73% coverage at alpha=0.05; 98.63% coverage at alpha=0.5. Report alpha = 0.06267.

Constituent: Thallium Analysis Run 11/20/2024 10:49 AM View: UTL's - Appendix IV

Plant Daniel Client: Southern Company Data: Plant Daniel Gypsum CCR

Groundwater Protection Standards

PLANT DANIEL GSA CCR GWPS TABLE				
Constituent Name	**MCL**	**CCR Rule-Specified**	**Background Limit**	**GWPS**
Antimony, Total (mg/L)	0.006		0.002	0.006
Arsenic, Total (mg/L)	0.01		0.0063	0.01
Barium, Total (mg/L)	2		0.25	2
Beryllium, Total (mg/L)	0.004		0.001	0.004
Cadmium, Total (mg/L)	0.005		0.001	0.005
Chromium, Total (mg/L)	0.1		0.0073	0.1
Cobalt, Total (mg/L)		0.006	0.0044	0.006
Combined Radium, Total (pCi/L)	5		3.07	5
Fluoride, Total (mg/L)	4		0.1	4
Lead, Total (mg/L)		0.015	0.001	0.015
Lithium, Total (mg/L)		0.04	0.005	0.04
Mercury, Total (mg/L)	0.002		0.00031	0.002
Molybdenum, Total (mg/L)		0.1	0.005	0.1
Selenium, Total (mg/L)	0.05		0.0071	0.05
Thallium, Total (mg/L)	0.002		0.001	0.002

**MCL = Maximum Contaminant Level*

**CCR = Coal Combustion Residuals*

**GWPS = Groundwater Protection Standard*

Confidence Intervals

Confidence Interval Summary Table - All Results (No Significant)

Plant Daniel Client: Southern Company Data: Plant Daniel Gypsum CCR Printed 11/18/2024, 4:32 PM

Constituent	Well	Upper Lim.	Lower Lim.	Compliance	Sig.	N	Mean	Std. Dev.	%NDs	ND Adj.	Transform	Alpha	Method
Antimony (mg/L)	MW-4	0.002	0.000671	0.006	No	18	0.001926	0.0003132	94.44	None	No	0.01	NP (NDs)
Arsenic (mg/L)	MW-3	0.0016	0.000366	0.01	No	19	0.001227	0.0006731	73.68	None	No	0.01	NP (NDs)
Arsenic (mg/L)	MW-5	0.001	0.000332	0.01	No	19	0.0009648	0.0001532	94.74	None	No	0.01	NP (NDs)
Barium (mg/L)	MW-3	0.135	0.096	2	No	29	0.1156	0.02854	0	None	No	0.01	NP (normality)
Barium (mg/L)	MW-4	0.05733	0.04947	2	No	29	0.0534	0.008579	0	None	No	0.01	Param.
Barium (mg/L)	MW-5	0.067	0.05756	2	No	19	0.06228	0.008056	0	None	No	0.01	Param.
Barium (mg/L)	MW-6	0.07344	0.05423	2	No	19	0.06447	0.01767	0	None	sqrt(x)	0.01	Param.
Barium (mg/L)	MW-7	0.1932	0.132	2	No	19	0.1626	0.05222	0	None	No	0.01	Param.
Barium (mg/L)	MW-8	0.1106	0.08581	2	No	19	0.0982	0.02116	0	None	No	0.01	Param.
Barium (mg/L)	MW-9	0.04512	0.03608	2	No	19	0.0406	0.007722	0	None	No	0.01	Param.
Beryllium (mg/L)	MW-3	0.00044	0.000335	0.004	No	19	0.0003805	0.0001006	42.11	None	No	0.01	NP (normality)
Beryllium (mg/L)	MW-4	0.001	0.000186	0.004	No	19	0.0009572	0.0001867	94.74	None	No	0.01	NP (NDs)
Beryllium (mg/L)	MW-5	0.001	0.00024	0.004	No	19	0.0009174	0.0002475	89.47	None	No	0.01	NP (NDs)
Beryllium (mg/L)	MW-6	0.001	0.000303	0.004	No	19	0.0009633	0.0001599	94.74	None	No	0.01	NP (NDs)
Beryllium (mg/L)	MW-7	0.0004146	0.0003276	0.004	No	19	0.0003711	0.00007422	0	None	No	0.01	Param.
Beryllium (mg/L)	MW-8	0.001	0.00036	0.004	No	19	0.000787	0.0003238	68.42	None	No	0.01	NP (NDs)
Cadmium (mg/L)	MW-5	0.0022	0.000295	0.005	No	18	0.0008916	0.0004682	72.22	None	No	0.01	NP (NDs)
Chromium (mg/L)	MW-3	0.0021	0.002	0.1	No	28	0.002107	0.0004447	89.29	None	No	0.01	NP (NDs)
Chromium (mg/L)	MW-4	0.002	0.002	0.1	No	28	0.00206	0.0004072	92.86	None	No	0.01	NP (NDs)
Chromium (mg/L)	MW-5	0.002	0.00151	0.1	No	18	0.001973	0.0001155	94.44	None	No	0.01	NP (NDs)
Chromium (mg/L)	MW-6	0.00433	0.002	0.1	No	18	0.002129	0.0005492	94.44	None	No	0.01	NP (NDs)
Chromium (mg/L)	MW-7	0.002	0.00167	0.1	No	18	0.001982	0.00007778	94.44	None	No	0.01	NP (NDs)
Chromium (mg/L)	MW-8	0.002	0.00173	0.1	No	18	0.001985	0.00006364	94.44	None	No	0.01	NP (NDs)
Chromium (mg/L)	MW-9	0.00237	0.002	0.1	No	18	0.002043	0.0001246	88.89	None	No	0.01	NP (NDs)
Cobalt (mg/L)	MW-3	0.00327	0.0016	0.006	No	19	0.002296	0.0007568	0	None	No	0.01	NP (normality)
Cobalt (mg/L)	MW-4	0.001596	0.001277	0.006	No	19	0.001436	0.0002725	0	None	No	0.01	Param.
Cobalt (mg/L)	MW-5	0.00311	0.000951	0.006	No	19	0.001688	0.001215	0	None	No	0.01	NP (normality)
Cobalt (mg/L)	MW-6	0.00262	0.001982	0.006	No	19	0.002301	0.000544	0	None	No	0.01	Param.
Cobalt (mg/L)	MW-7	0.0025	0.00146	0.006	No	19	0.002215	0.0006028	0	None	No	0.01	NP (normality)
Cobalt (mg/L)	MW-8	0.0015	0.001066	0.006	No	19	0.001283	0.000371	0	None	No	0.01	Param.
Cobalt (mg/L)	MW-9	0.001155	0.0009417	0.006	No	19	0.001049	0.0001825	0	None	No	0.01	Param.
Combined Radium 226 + 228 (pCi/L)	MW-3	3.46	2.246	5	No	19	2.853	1.037	0	None	No	0.01	Param.
Combined Radium 226 + 228 (pCi/L)	MW-4	1.269	0.879	5	No	19	1.074	0.3327	0	None	No	0.01	Param.
Combined Radium 226 + 228 (pCi/L)	MW-5	1.587	1.138	5	No	19	1.363	0.3833	0	None	No	0.01	Param.
Combined Radium 226 + 228 (pCi/L)	MW-6	1.261	0.8966	5	No	19	1.079	0.3113	0	None	No	0.01	Param.
Combined Radium 226 + 228 (pCi/L)	MW-7	4.032	2.234	5	No	19	3.133	1.536	0	None	No	0.01	Param.
Combined Radium 226 + 228 (pCi/L)	MW-8	2.132	1.629	5	No	19	1.881	0.4292	0	None	No	0.01	Param.
Combined Radium 226 + 228 (pCi/L)	MW-9	1.014	0.6715	5	No	19	0.8428	0.2926	0	None	No	0.01	Param.
Fluoride (mg/L)	MW-3	0.0988	0.04	4	No	25	0.08136	0.05674	8	None	No	0.01	NP (normality)
Fluoride (mg/L)	MW-4	0.1	0.0792	4	No	24	0.09913	0.004246	95.83	None	No	0.01	NP (NDs)
Fluoride (mg/L)	MW-5	0.1	0.0942	4	No	24	0.09398	0.01954	87.5	None	No	0.01	NP (NDs)
Fluoride (mg/L)	MW-6	0.1	0.084	4	No	24	0.08825	0.02554	79.17	None	No	0.01	NP (NDs)
Fluoride (mg/L)	MW-7	0.1	0.0398	4	No	24	0.07277	0.03109	54.17	None	No	0.01	NP (NDs)
Fluoride (mg/L)	MW-8	0.1	0.0458	4	No	24	0.08935	0.0246	83.33	None	No	0.01	NP (NDs)
Fluoride (mg/L)	MW-9	0.1	0.0421	4	No	24	0.09167	0.02263	87.5	None	No	0.01	NP (NDs)
Lead (mg/L)	MW-3	0.00085	0.0005053	0.015	No	19	0.0006973	0.0003141	5.263	None	sqrt(x)	0.01	Param.
Lead (mg/L)	MW-4	0.001	0.000245	0.015	No	19	0.0008327	0.0003331	78.95	None	No	0.01	NP (NDs)
Lead (mg/L)	MW-5	0.001	0.000592	0.015	No	19	0.0008934	0.0002647	84.21	None	No	0.01	NP (NDs)
Lead (mg/L)	MW-7	0.001	0.000215	0.015	No	19	0.0006797	0.0003911	57.89	None	No	0.01	NP (NDs)
Lead (mg/L)	MW-8	0.001	0.000147	0.015	No	19	0.0009092	0.000272	89.47	None	No	0.01	NP (NDs)
Lead (mg/L)	MW-9	0.001	0.00025	0.015	No	19	0.0008313	0.0003361	78.95	None	No	0.01	NP (NDs)
Lithium (mg/L)	MW-3	0.005	0.00208	0.04	No	18	0.004291	0.001371	77.78	None	No	0.01	NP (NDs)
Lithium (mg/L)	MW-4	0.005	0.00225	0.04	No	18	0.00452	0.001105	83.33	None	No	0.01	NP (NDs)
Lithium (mg/L)	MW-5	0.005	0.00142	0.04	No	18	0.0046	0.001164	88.89	None	No	0.01	NP (NDs)
Lithium (mg/L)	MW-6	0.005	0.00191	0.04	No	18	0.004628	0.001087	88.89	None	No	0.01	NP (NDs)
Lithium (mg/L)	MW-7	0.005	0.00271	0.04	No	18	0.004339	0.001288	77.78	None	No	0.01	NP (NDs)
Lithium (mg/L)	MW-8	0.005	0.00105	0.04	No	18	0.004556	0.001292	88.89	None	No	0.01	NP (NDs)
Lithium (mg/L)	MW-9	0.005	0.00209	0.04	No	18	0.004403	0.001389	83.33	None	No	0.01	NP (NDs)
Mercury (mg/L)	MW-3	0.0002	0.00012	0.002	No	28	0.000189	0.00003266	89.29	None	No	0.01	NP (NDs)
Mercury (mg/L)	MW-4	0.0002	0.00012	0.002	No	28	0.0001938	0.00002618	89.29	None	No	0.01	NP (NDs)
Mercury (mg/L)	MW-6	0.000774	0.000163	0.002	No	18	0.0004187	0.0005898	72.22	None	No	0.01	NP (NDs)
Molybdenum (mg/L)	MW-8	0.005	0.00192	0.1	No	18	0.004829	0.000726	94.44	None	No	0.01	NP (NDs)
Selenium (mg/L)	MW-3	0.0056	0.005	0.05	No	28	0.005064	0.0002498	92.86	None	No	0.01	NP (NDs)
Selenium (mg/L)	MW-4	0.005	0.0044	0.05	No	28	0.004979	0.0001134	96.43	None	No	0.01	NP (NDs)
Selenium (mg/L)	MW-5	0.005	0.0003	0.05	No	18	0.004739	0.001108	94.44	None	No	0.01	NP (NDs)
Selenium (mg/L)	MW-9	0.005	0.0004	0.05	No	18	0.004484	0.001502	88.89	None	No	0.01	NP (NDs)
Thallium (mg/L)	MW-3	0.001	0.000269	0.002	No	18	0.0009594	0.0001723	94.44	None	No	0.01	NP (NDs)
Thallium (mg/L)	MW-5	0.001	0.000231	0.002	No	18	0.0009573	0.0001813	94.44	None	No	0.01	NP (NDs)

Non-Parametric Confidence Interval

Compliance Limit is not exceeded. Per-well alpha = 0.01.

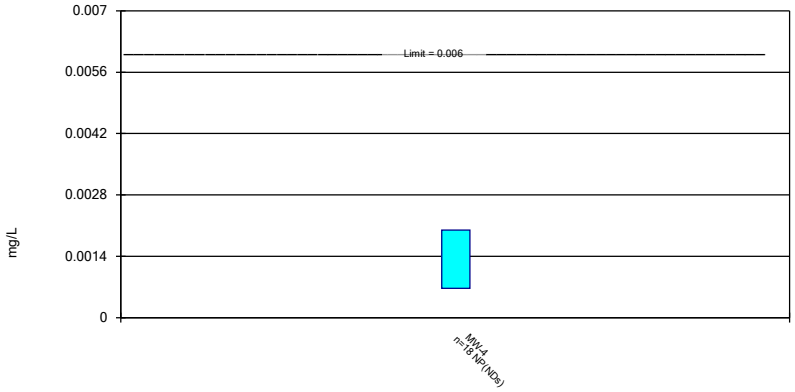

Constituent: Antimony Analysis Run 11/18/2024 4:31 PM View: Confidence Intervals
Plant Daniel Client: Southern Company Data: Plant Daniel Gypsum CCR

Sanitas™ v.10.0.23 Sanitas software utilized by Groundwater Stats Consulting. UG

Non-Parametric Confidence Interval

Compliance Limit is not exceeded. Per-well alpha = 0.01.

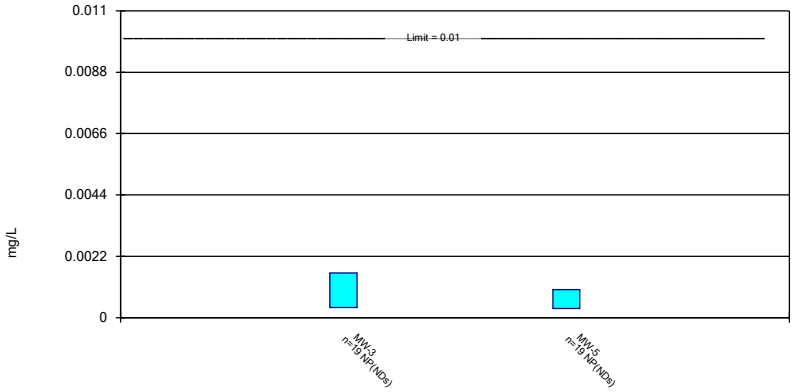

Constituent: Arsenic Analysis Run 11/18/2024 4:31 PM View: Confidence Intervals
Plant Daniel Client: Southern Company Data: Plant Daniel Gypsum CCR

Sanitas™ v.10.0.23 Sanitas software utilized by Groundwater Stats Consulting. UG

Parametric and Non-Parametric (NP) Confidence Interval

Compliance Limit is not exceeded. Per-well alpha = 0.01. Normality Test: Shapiro Wilk, alpha based on n.

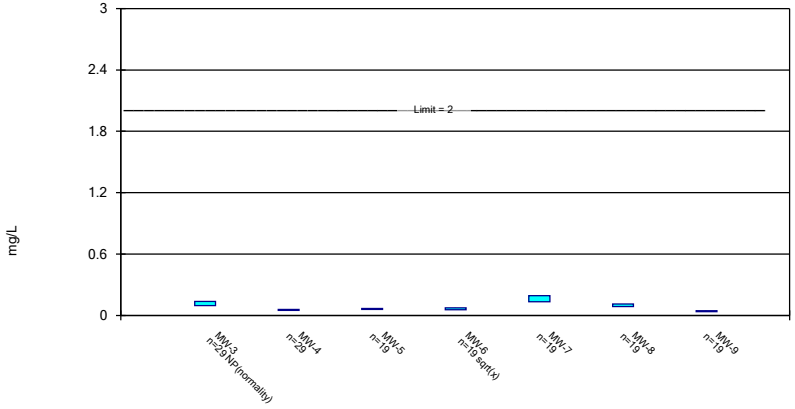

Constituent: Barium Analysis Run 11/18/2024 4:31 PM View: Confidence Intervals
Plant Daniel Client: Southern Company Data: Plant Daniel Gypsum CCR

Sanitas™ v.10.0.23 Sanitas software utilized by Groundwater Stats Consulting. UG

Parametric and Non-Parametric (NP) Confidence Interval

Compliance Limit is not exceeded. Per-well alpha = 0.01. Normality Test: Shapiro Wilk, alpha based on n.

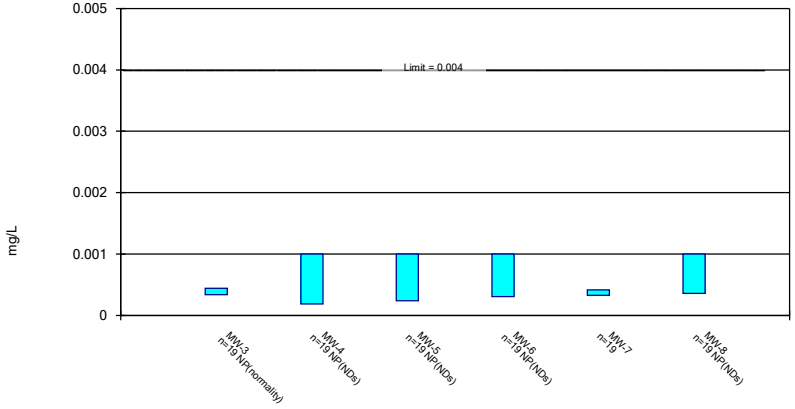

Constituent: Beryllium Analysis Run 11/18/2024 4:31 PM View: Confidence Intervals
Plant Daniel Client: Southern Company Data: Plant Daniel Gypsum CCR

Non-Parametric Confidence Interval

Compliance Limit is not exceeded. Per-well alpha = 0.01.

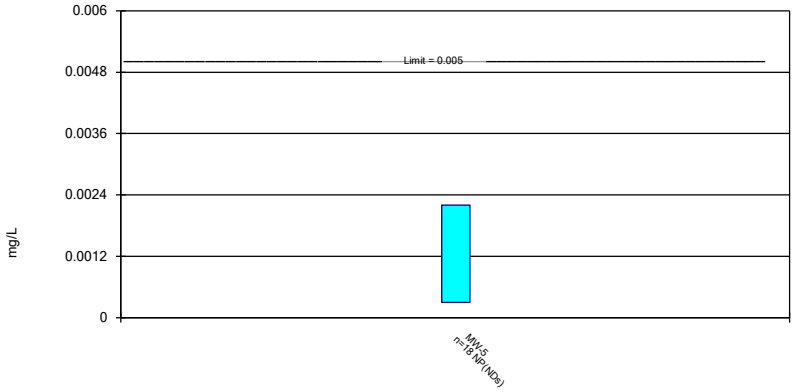

Constituent: Cadmium Analysis Run 11/18/2024 4:31 PM View: Confidence Intervals
Plant Daniel Client: Southern Company Data: Plant Daniel Gypsum CCR

Sanitas™ v.10.0.23 Sanitas software utilized by Groundwater Stats Consulting. UG

Non-Parametric Confidence Interval

Compliance Limit is not exceeded. Per-well alpha = 0.01.

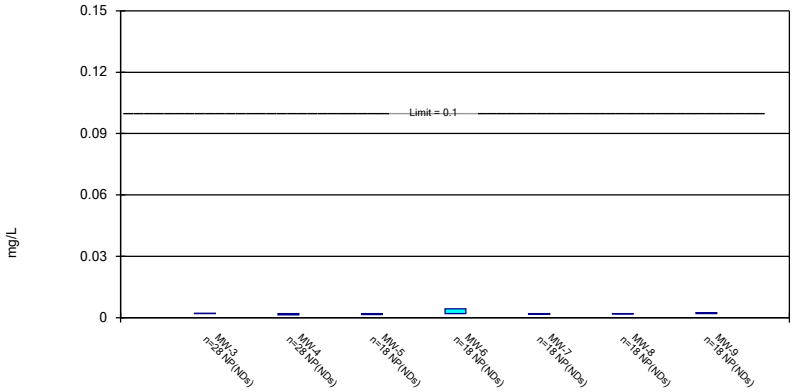

Constituent: Chromium Analysis Run 11/18/2024 4:31 PM View: Confidence Intervals
Plant Daniel Client: Southern Company Data: Plant Daniel Gypsum CCR

Sanitas™ v.10.0.23 Sanitas software utilized by Groundwater Stats Consulting. UG

Parametric and Non-Parametric (NP) Confidence Interval

Compliance Limit is not exceeded. Per-well alpha = 0.01. Normality Test: Shapiro Wilk, alpha based on n.

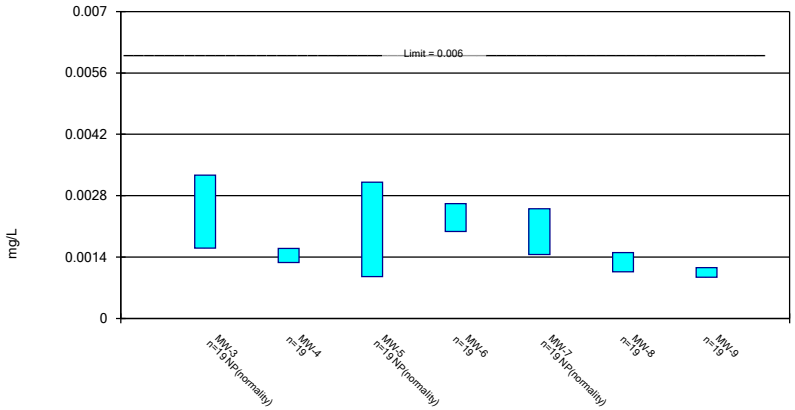

Constituent: Cobalt Analysis Run 11/18/2024 4:31 PM View: Confidence Intervals
Plant Daniel Client: Southern Company Data: Plant Daniel Gypsum CCR

Sanitas™ v.10.0.23 Sanitas software utilized by Groundwater Stats Consulting. UG

Parametric Confidence Interval

Compliance Limit is not exceeded. Per-well alpha = 0.01. Normality Test: Shapiro Wilk, alpha based on n.

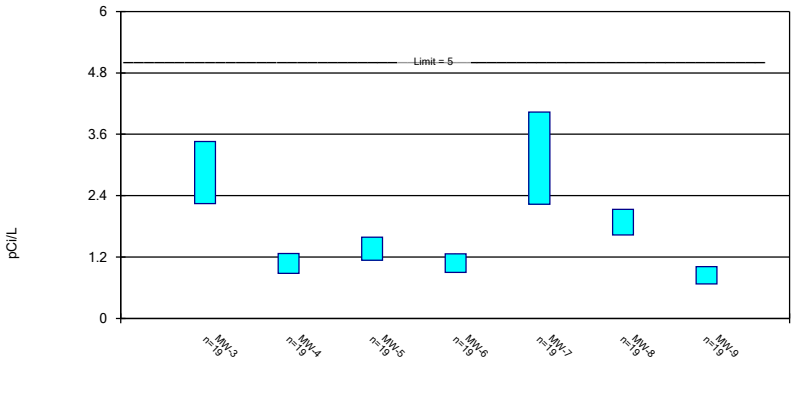

Constituent: Combined Radium 226 + 228 Analysis Run 11/18/2024 4:31 PM View: Confidence Intervals
Plant Daniel Client: Southern Company Data: Plant Daniel Gypsum CCR

Non-Parametric Confidence Interval

Compliance Limit is not exceeded. Per-well alpha = 0.01.

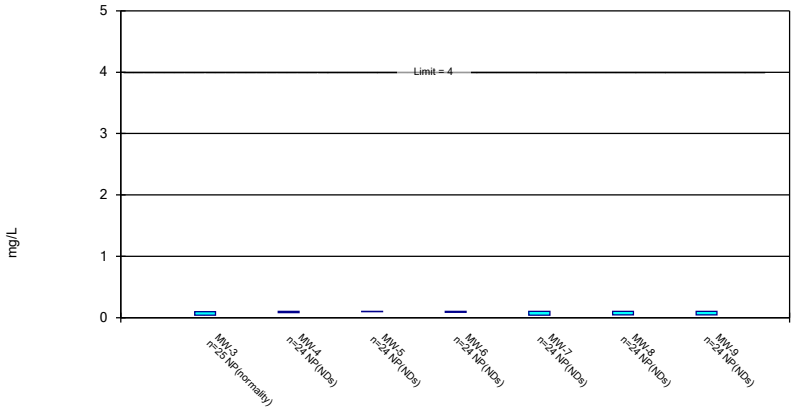

Constituent: Fluoride Analysis Run 11/18/2024 4:31 PM View: Confidence Intervals
Plant Daniel Client: Southern Company Data: Plant Daniel Gypsum CCR

Sanitas™ v.10.0.23 Sanitas software utilized by Groundwater Stats Consulting. UG

Parametric and Non-Parametric (NP) Confidence Interval

Compliance Limit is not exceeded. Per-well alpha = 0.01. Normality Test: Shapiro Wilk, alpha based on n.

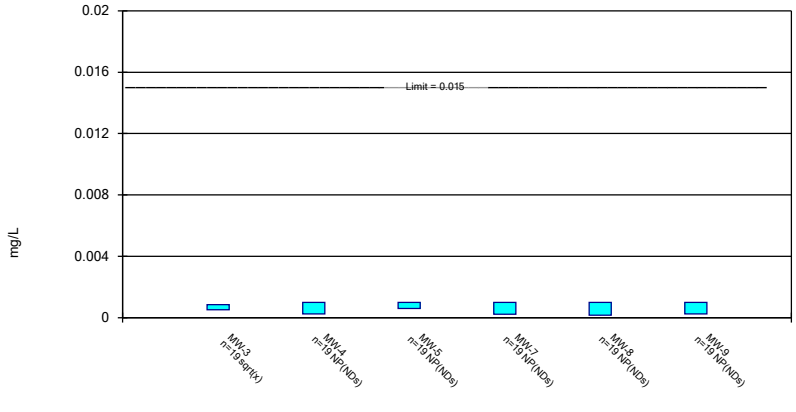

Constituent: Lead Analysis Run 11/18/2024 4:31 PM View: Confidence Intervals
Plant Daniel Client: Southern Company Data: Plant Daniel Gypsum CCR

Sanitas™ v.10.0.23 Sanitas software utilized by Groundwater Stats Consulting. UG

Non-Parametric Confidence Interval

Compliance Limit is not exceeded. Per-well alpha = 0.01.

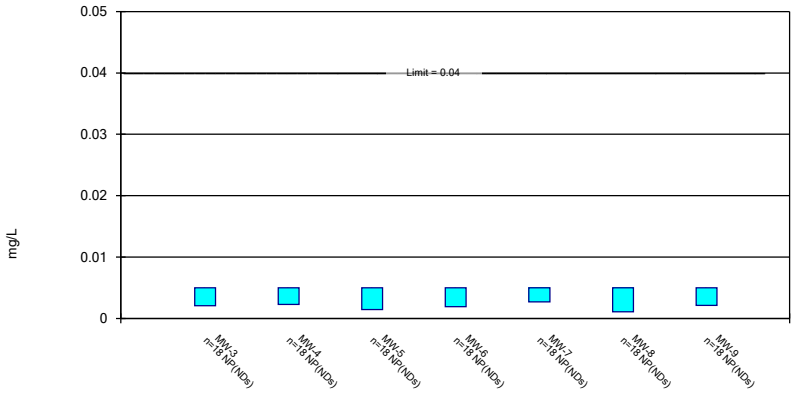

Constituent: Lithium Analysis Run 11/18/2024 4:31 PM View: Confidence Intervals
Plant Daniel Client: Southern Company Data: Plant Daniel Gypsum CCR

Sanitas™ v.10.0.23 Sanitas software utilized by Groundwater Stats Consulting. UG

Non-Parametric Confidence Interval

Compliance Limit is not exceeded. Per-well alpha = 0.01.

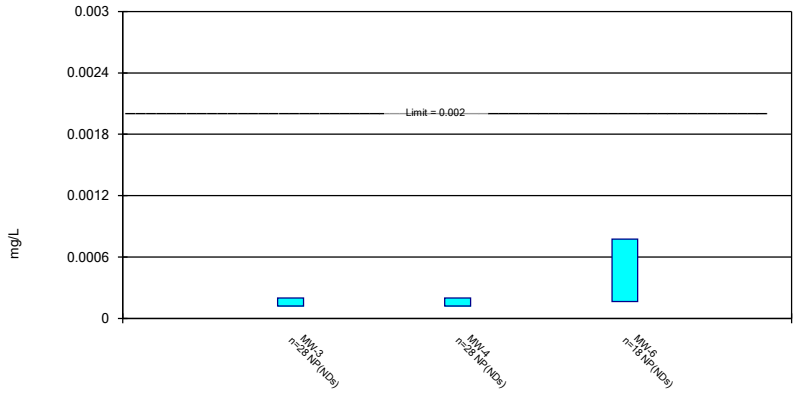

Constituent: Mercury Analysis Run 11/18/2024 4:31 PM View: Confidence Intervals
Plant Daniel Client: Southern Company Data: Plant Daniel Gypsum CCR

Non-Parametric Confidence Interval

Compliance Limit is not exceeded. Per-well alpha = 0.01.



Constituent: Molybdenum Analysis Run 11/18/2024 4:31 PM View: Confidence Intervals
Plant Daniel Client: Southern Company Data: Plant Daniel Gypsum CCR

Sanitas™ v.10.0.23 Sanitas software utilized by Groundwater Stats Consulting. UG

Non-Parametric Confidence Interval

Compliance Limit is not exceeded. Per-well alpha = 0.01.

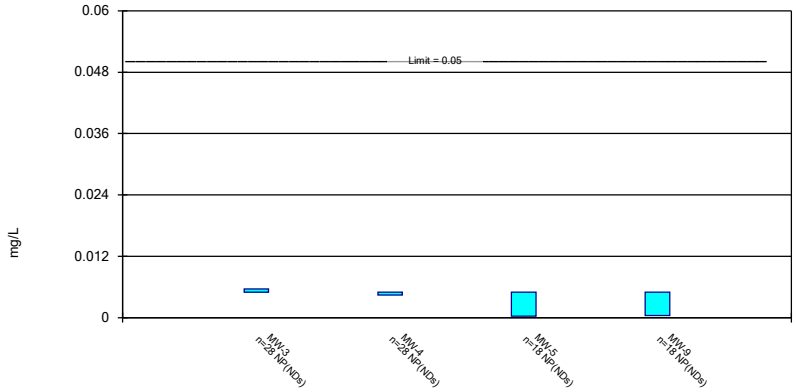

Constituent: Selenium Analysis Run 11/18/2024 4:31 PM View: Confidence Intervals
Plant Daniel Client: Southern Company Data: Plant Daniel Gypsum CCR

Sanitas™ v.10.0.23 Sanitas software utilized by Groundwater Stats Consulting. UG

Non-Parametric Confidence Interval

Compliance Limit is not exceeded. Per-well alpha = 0.01.

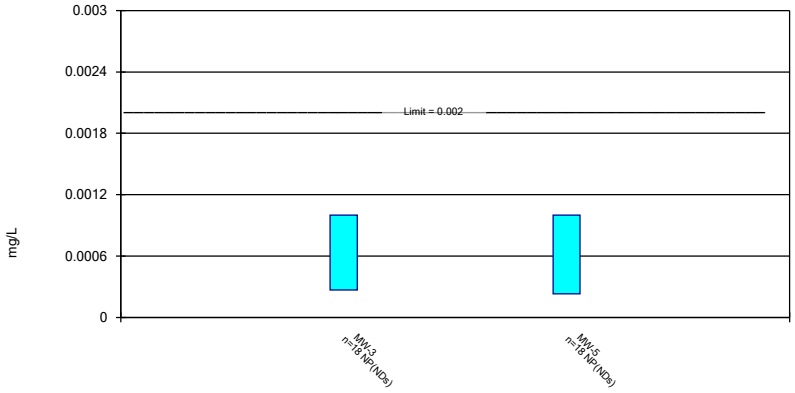

Constituent: Thallium Analysis Run 11/18/2024 4:31 PM View: Confidence Intervals
Plant Daniel Client: Southern Company Data: Plant Daniel Gypsum CCR

Confidence Interval

Constituent: Antimony (mg/L) Analysis Run 11/18/2024 4:32 PM View: Confidence Intervals

Plant Daniel Client: Southern Company Data: Plant Daniel Gypsum CCR

	MW-4
3/22/2016	<0.002
5/16/2016	<0.002
7/12/2016	<0.002
9/13/2016	<0.002
11/16/2016	<0.002
1/16/2017	<0.002
3/20/2017	<0.002
5/23/2017	<0.002
2/22/2020	<0.002
10/23/2020	<0.002
3/15/2021	<0.002
10/6/2021	<0.002
3/14/2022	<0.002
10/4/2022	0.000671 (J)
4/17/2023	<0.002
10/26/2023	<0.002
3/19/2024	<0.002
10/1/2024	<0.002
Mean	0.001926
Std. Dev.	0.0003132
Upper Lim.	0.002
Lower Lim.	0.000671

ND substitution: RL or RL/2 if <15% NDs.

Confidence Interval

Constituent: Arsenic (mg/L) Analysis Run 11/18/2024 4:32 PM View: Confidence Intervals

Plant Daniel Client: Southern Company Data: Plant Daniel Gypsum CCR

	MW-3	MW-5
3/22/2016	<0.001	<0.001
5/16/2016	<0.001	
5/17/2016		<0.001
7/11/2016	<0.001	
7/12/2016		<0.001
9/12/2016	<0.001	
9/13/2016		<0.001
11/16/2016	<0.001	<0.001
1/16/2017	<0.001 (*)	<0.001
3/20/2017	<0.001	<0.001
5/22/2017	<0.001	
5/23/2017		<0.001
2/22/2020	0.00204	<0.001
4/14/2020	0.00361	
4/15/2020		0.000332 (J)
10/23/2020	0.00169	<0.001
3/15/2021	0.0016	<0.001
10/6/2021	<0.001	<0.001
3/14/2022	<0.001	
3/15/2022		<0.001
10/3/2022	<0.001	
10/4/2022		<0.001
4/17/2023	<0.001	
4/18/2023		<0.001
10/26/2023	<0.001	<0.001
3/18/2024	0.000366 (J)	
3/19/2024		<0.001
9/30/2024	<0.001	
10/1/2024		<0.001
Mean	0.001227	0.0009648
Std. Dev.	0.0006731	0.0001532
Upper Lim.	0.0016	0.001
Lower Lim.	0.000366	0.000332

ND substitution: RL or RL/2 if <15% NDs.

Confidence Interval

Constituent: Barium (mg/L) Analysis Run 11/18/2024 4:32 PM View: Confidence Intervals

Plant Daniel Client: Southern Company Data: Plant Daniel Gypsum CCR

	MW-3	MW-4	MW-5	MW-6	MW-7	MW-8	MW-9
1/29/2015	0.095	0.05					
3/3/2015	0.1	0.05					
4/7/2015	0.1	0.055					
5/14/2015	0.096	0.051					
6/3/2015	0.1	0.052					
6/18/2015	0.095	0.06					
6/30/2015	0.093	0.05					
7/15/2015	0.1	0.048					
1/11/2016	0.11	0.051					
3/21/2016					0.16	0.11	0.043
3/22/2016	0.11	0.052	0.066	0.076			
5/16/2016	0.096	0.058		0.12	0.16		0.032
5/17/2016			0.048			0.093	
7/11/2016	0.092			0.068	0.15	0.1	0.037
7/12/2016		0.048	0.066				
9/12/2016	0.11			0.068	0.16		
9/13/2016		0.055	0.068			0.12	0.04
11/16/2016	0.094	0.054	0.067	0.07	0.15		
11/17/2016						0.1	0.041
1/16/2017	0.1	0.055	0.065	0.065	0.15		
1/17/2017						0.1	0.039
3/20/2017	0.096	0.059	0.067	0.066	0.17	0.11	0.035
5/22/2017	0.1			0.064	0.17		
5/23/2017		0.066	0.067			0.11	0.044
11/27/2017	0.1	0.072					
2/21/2020					0.0988	0.143	0.0572
2/22/2020	0.165	0.0696	0.0673	0.0557			
4/14/2020	0.17			0.0549	0.0891		
4/15/2020		0.0658	0.0641			0.133	0.0459
10/22/2020					0.0755	0.0836	0.0425
10/23/2020	0.139	0.0598	0.0603	0.0554			
3/15/2021	0.129	0.0635	0.065	0.0599	0.0943	0.0905	0.0499
10/6/2021	0.195	0.047	0.0508	0.0843	0.155	0.089	0.0305
3/14/2022	0.164	0.0436				0.117	0.0278
3/15/2022			0.0515	0.0789	0.3		
10/3/2022	0.135				0.195	0.0757	0.0307
10/4/2022		0.0364	0.0611	0.0549			
4/17/2023	0.0944	0.0408					
4/18/2023			0.0814	0.0432	0.198	0.0785	0.0356
10/26/2023	0.092	0.0461	0.0612	0.0491	0.193		
10/27/2023						0.0679	0.0518
3/18/2024	0.145			0.0451	0.21		
3/19/2024		0.0436	0.0558				
3/20/2024						0.0675	0.0444
9/30/2024	0.137			0.0466	0.211	0.0771	0.0441
10/1/2024		0.0463	0.0508				
Mean	0.1156	0.0534	0.06228	0.06447	0.1626	0.0982	0.0406
Std. Dev.	0.02854	0.008579	0.008056	0.01767	0.05222	0.02116	0.007722
Upper Lim.	0.135	0.05733	0.067	0.07344	0.1932	0.1106	0.04512
Lower Lim.	0.096	0.04947	0.05756	0.05423	0.132	0.08581	0.03608

Confidence Interval

Constituent: Beryllium (mg/L) Analysis Run 11/18/2024 4:32 PM View: Confidence Intervals

Plant Daniel Client: Southern Company Data: Plant Daniel Gypsum CCR

	MW-3	MW-4	MW-5	MW-6	MW-7	MW-8
3/21/2016					0.00044 (B1J)	<0.001
3/22/2016	<0.00034	<0.001	<0.001	<0.001		
5/16/2016	<0.00034	<0.001		<0.001	0.0004 (J)	
5/17/2016			<0.001			0.00034 (J)
7/11/2016	<0.00034			<0.001	0.00038 (J)	0.00041 (J)
7/12/2016		<0.001	<0.001			
9/12/2016	<0.00034			<0.001	0.00035 (J)	
9/13/2016		<0.001	<0.001			<0.001
11/16/2016	<0.00034	<0.001	<0.001	<0.001	0.00039 (J)	
11/17/2016						<0.001
1/16/2017	<0.00034	<0.001	<0.001	<0.001	0.00044 (J)	
1/17/2017						0.00034 (J)
3/20/2017	<0.00034	<0.001	<0.001	<0.001	0.0004 (J)	0.00036 (J)
5/22/2017	<0.00034			<0.001	0.00046 (J)	
5/23/2017		<0.001	<0.001			<0.001
2/21/2020					0.000284 (J)	0.000255 (J)
2/22/2020	0.000486 (J)	<0.001	<0.001	<0.001		
4/14/2020	0.000629 (J)			<0.001	0.000304 (J)	
4/15/2020		<0.001	0.000191 (J)			0.000248 (J)
10/22/2020					0.000257 (J)	<0.001
10/23/2020	0.000486 (J)	<0.001	<0.001	<0.001		
3/15/2021	0.00044 (J)	<0.001	<0.001	<0.001	0.000303 (J)	<0.001
10/6/2021	0.000569 (J)	0.000186 (J)	<0.001	0.000303 (J)	0.000403 (J)	<0.001
3/14/2022	0.000406 (J)	<0.001				<0.001
3/15/2022			<0.001	<0.001	0.000562 (J)	
10/3/2022	0.000349 (J)				0.000278 (J)	<0.001
10/4/2022		<0.001	<0.001	<0.001		
4/17/2023	0.00029 (J)	<0.001				
4/18/2023			0.00024 (J)	<0.001	0.00038 (J)	<0.001
10/26/2023	0.00021 (J)	<0.001	<0.001	<0.001	0.000345 (J)	
10/27/2023						<0.001
3/18/2024	0.00031 (J)			<0.001	0.000325 (J)	
3/19/2024		<0.001	<0.001			
3/20/2024						<0.001
9/30/2024	0.000335 (J)			<0.001	0.00035 (J)	<0.001
10/1/2024		<0.001	<0.001			
Mean	0.0003805	0.0009572	0.0009174	0.0009633	0.0003711	0.000787
Std. Dev.	0.0001006	0.0001867	0.0002475	0.0001599	7.422E-05	0.0003238
Upper Lim.	0.00044	0.001	0.001	0.001	0.0004146	0.001
Lower Lim.	0.000335	0.000186	0.00024	0.000303	0.0003276	0.00036

ND substitution: RL or RL/2 if <15% NDs.

Confidence Interval

Constituent: Cadmium (mg/L) Analysis Run 11/18/2024 4:32 PM View: Confidence Intervals

Plant Daniel Client: Southern Company Data: Plant Daniel Gypsum CCR

	MW-5
3/22/2016	<0.001
5/17/2016	<0.001
7/12/2016	<0.001
9/13/2016	<0.001
11/16/2016	<0.001
1/16/2017	<0.001
3/20/2017	0.0022 (J)
5/23/2017	<0.001
2/22/2020	<0.001
10/23/2020	<0.001
3/15/2021	<0.001
10/6/2021	<0.001
3/15/2022	0.000233 (J)
10/4/2022	<0.001
4/18/2023	0.000295 (J)
10/26/2023	0.000185 (J)
3/19/2024	<0.001
10/1/2024	0.000135 (J)
Mean	0.0008916
Std. Dev.	0.0004682
Upper Lim.	0.0022
Lower Lim.	0.000295

ND substitution: RL or RL/2 if <15% NDs.

Confidence Interval

Constituent: Chromium (mg/L) Analysis Run 11/18/2024 4:32 PM View: Confidence Intervals

Plant Daniel Client: Southern Company Data: Plant Daniel Gypsum CCR

	MW-3	MW-4	MW-5	MW-6	MW-7	MW-8	MW-9
1/29/2015	<0.002	<0.002					
3/3/2015	<0.002	<0.002					
4/7/2015	0.0021 (J)	<0.002					
5/14/2015	<0.002	<0.002					
6/3/2015	<0.002	<0.002					
6/18/2015	0.0043 (J)	0.0041 (J)					
6/30/2015	<0.002	<0.002					
7/15/2015	<0.002	<0.002					
1/11/2016	<0.002	<0.002					
3/21/2016					<0.002	<0.002	<0.002
3/22/2016	<0.002	<0.002	<0.002	<0.002			
5/16/2016	<0.002	<0.002		<0.002	<0.002		<0.002
5/17/2016			<0.002			<0.002	
7/11/2016	<0.002			<0.002	<0.002	<0.002	<0.002
7/12/2016		<0.002	<0.002				
9/12/2016	<0.002			<0.002	<0.002		
9/13/2016		<0.002	<0.002			<0.002	<0.002
11/16/2016	<0.002	<0.002	<0.002	<0.002	<0.002		
11/17/2016						<0.002	<0.002
1/16/2017	<0.002	<0.002	<0.002	<0.002	<0.002		
1/17/2017						<0.002	0.0024 (J)
3/20/2017	<0.002	<0.002	<0.002	<0.002	<0.002	<0.002	<0.002
5/22/2017	<0.002			<0.002	<0.002		
5/23/2017		<0.002	<0.002			<0.002	<0.002
11/27/2017	<0.002	<0.002					
2/21/2020					<0.002	<0.002	<0.002
2/22/2020	<0.002	<0.002	<0.002	<0.002			
10/22/2020					<0.002	<0.002	<0.002
10/23/2020	<0.002	<0.002	<0.002	<0.002			
3/15/2021	<0.002	<0.002	<0.002	<0.002	<0.002	<0.002	<0.002
10/6/2021	<0.002	<0.002	<0.002	<0.002	<0.002	<0.002	<0.002
3/14/2022	<0.002	<0.002				<0.002	<0.002
3/15/2022			<0.002	<0.002	<0.002		
10/3/2022	<0.002				<0.002	<0.002	<0.002
10/4/2022		<0.002	<0.002	<0.002			
4/17/2023	<0.002	<0.002					
4/18/2023			<0.002	<0.002	<0.002	<0.002	<0.002
10/26/2023	<0.002	<0.002	<0.002	<0.002	<0.002		
10/27/2023						<0.002	<0.002
3/18/2024	<0.002			<0.002	<0.002		
3/19/2024		<0.002	<0.002				
3/20/2024						<0.002	<0.002
9/30/2024	0.0026			0.00433	0.00167 (J)	0.00173 (J)	0.00237
10/1/2024		0.00159 (J)	0.00151 (J)				
Mean	0.002107	0.00206	0.001973	0.002129	0.001982	0.001985	0.002043
Std. Dev.	0.0004447	0.0004072	0.0001155	0.0005492	7.778E-05	6.364E-05	0.0001246
Upper Lim.	0.0021	0.002	0.002	0.00433	0.002	0.002	0.00237
Lower Lim.	0.002	0.002	0.00151	0.002	0.00167	0.00173	0.002

ND substitution: RL or RL/2 if <15% NDs.

Confidence Interval

Constituent: Cobalt (mg/L) Analysis Run 11/18/2024 4:32 PM View: Confidence Intervals

Plant Daniel Client: Southern Company Data: Plant Daniel Gypsum CCR

	MW-3	MW-4	MW-5	MW-6	MW-7	MW-8	MW-9
3/21/2016					0.0025	0.0015 (B1J)	0.0011 (B1J)
3/22/2016	0.002 (B1J)	0.0015 (B1J)	0.00096 (B1J)	0.0027			
5/16/2016	0.0015 (J)	0.0018 (J)		0.0025	0.0022 (J)		0.001 (J)
5/17/2016			0.00079 (J)			0.0014 (J)	
7/11/2016	0.0016 (J)			0.003	0.0023 (J)	0.0016 (J)	0.0012 (J)
7/12/2016		0.0014 (J)	0.00099 (J)				
9/12/2016	0.0019 (J)			0.0026	0.0024 (J)		
9/13/2016		0.0015 (J)	0.00084 (J)			0.0019 (J)	0.0012 (J)
11/16/2016	0.0016 (J)	0.0016 (J)	0.00097 (J)	0.0026	0.0022 (J)		
11/17/2016						0.0014 (J)	0.0011 (J)
1/16/2017	0.0018 (J)	0.0015 (J)	0.00088 (J)	0.0022 (J)	0.0021 (J)		
1/17/2017						0.0014 (J)	0.0011 (J)
3/20/2017	0.0017 (J)	0.0017 (J)	0.00096 (J)	0.0024 (J)	0.0025	0.0017 (J)	0.0012 (J)
5/22/2017	0.0017 (J)			0.0022 (J)	0.0025		
5/23/2017		0.0018 (J)	0.001 (J)			0.0015 (J)	0.0012 (J)
2/21/2020					0.00118 (J)	0.0016 (J)	0.0011 (J)
2/22/2020	0.00328	0.00148 (J)	0.001 (J)	0.00131 (J)			
4/14/2020	0.00377			0.00155 (J)	0.00131 (J)		
4/15/2020		0.00176 (J)	0.00117 (J)			0.00171 (J)	0.00121 (J)
10/22/2020					0.00111	0.00104	0.00108
10/23/2020	0.00289	0.00144	0.000951	0.0014			
3/15/2021	0.00341	0.00165	0.00112	0.00177	0.00146	0.00127	0.00137
10/6/2021	0.00327	0.00113	0.00137	0.00274	0.00241	0.00111	0.000969
3/14/2022	0.00259	0.00102				0.00117	0.000757
3/15/2022			0.00164	0.00341	0.00361		
10/3/2022	0.00202				0.00214	0.000726	0.000661
10/4/2022		0.00086	0.00217	0.00196			
4/17/2023	0.00157	0.00103					
4/18/2023			0.0042	0.00213	0.00232	0.00079	0.00074
10/26/2023	0.00158	0.00133	0.00311	0.00237	0.00241		
10/27/2023						0.00067	0.000945
3/18/2024	0.00237			0.00214	0.00264		
3/19/2024		0.00127	0.00325				
3/20/2024						0.000675	0.000921
9/30/2024	0.00308			0.00274	0.0028	0.00122	0.00107
10/1/2024		0.00152	0.00471				
Mean	0.002296	0.001436	0.001688	0.002301	0.002215	0.001283	0.001049
Std. Dev.	0.0007568	0.0002725	0.001215	0.000544	0.0006028	0.000371	0.0001825
Upper Lim.	0.00327	0.001596	0.00311	0.00262	0.0025	0.0015	0.001155
Lower Lim.	0.0016	0.001277	0.000951	0.001982	0.00146	0.001066	0.0009417

Confidence Interval

Constituent: Combined Radium 226 + 228 (pCi/L) Analysis Run 11/18/2024 4:32 PM View: Confidence Intervals

Plant Daniel Client: Southern Company Data: Plant Daniel Gypsum CCR

	MW-3	MW-4	MW-5	MW-6	MW-7	MW-8	MW-9
3/21/2016					2.6	2.05	0.666
3/22/2016	2.09	1.13	1.43	1.15			
5/16/2016	2.22	1.07		1.25	3.23		1.06
5/17/2016			1.49			2.9	
7/11/2016	1.58			1.06	2.11	1.58	0.558 (U)
7/12/2016		0.701	1.65				
9/12/2016	2.52			1.27	2.67		
9/13/2016		1	1.51			1.7	1.04
11/16/2016	1.62	1.45	1.76	1.27	2.6		
11/17/2016						1.99	0.646
1/16/2017	2.37	0.786	1.83	1.48	2.82		
1/17/2017						2.54	0.777
3/20/2017	1.87	1.04	1.19	0.843	2.34	1.76	0.42
5/22/2017	1.82			0.878	2.44		
5/23/2017		1.05	0.851			2.09	0.574
2/21/2020					1.49	2.19	1.31
2/22/2020	3.17	0.845	0.786	0.649			
4/14/2020	3.99			0.702	1.36		
4/15/2020		1.51	1.02			2	0.76
10/22/2020					1.11	1.84	0.847
10/23/2020	2.74	1.6	1.42	1.25			
3/15/2021	3.06	1.35	1	0.911	1.41	1.78	0.674
10/6/2021	5.48	1.39	0.826	1.63	3.74	2.23	0.883
3/14/2022	3.53	0.585				2.16	0.715
3/15/2022			0.961	1.2	6.94		
10/3/2022	3.21				4.49	1.41	0.893
10/4/2022		0.719	1.32	1.66			
4/17/2023	2.05	0.593					
4/18/2023			1.55	0.606	5.17	1.18	0.65
10/26/2023	2.75	0.793	1.48	1	4.15		
10/27/2023						1.51	1.1
3/18/2024	3.68			0.868	3.64		
3/19/2024		1.25	2.2				
3/20/2024						1.46	0.781
9/30/2024	4.46			0.823	5.22	1.36	1.66
10/1/2024		1.54	1.62				
Mean	2.853	1.074	1.363	1.079	3.133	1.881	0.8428
Std. Dev.	1.037	0.3327	0.3833	0.3113	1.536	0.4292	0.2926
Upper Lim.	3.46	1.269	1.587	1.261	4.032	2.132	1.014
Lower Lim.	2.246	0.879	1.138	0.8966	2.234	1.629	0.6715

Confidence Interval

Constituent: Fluoride (mg/L) Analysis Run 11/18/2024 4:32 PM View: Confidence Intervals

Plant Daniel Client: Southern Company Data: Plant Daniel Gypsum CCR

	MW-3	MW-4	MW-5	MW-6	MW-7	MW-8	MW-9
3/21/2016					<0.1	<0.1	<0.1
3/22/2016	0.04 (J)	<0.1	<0.1	<0.1			
5/16/2016	0.04 (J)	<0.1		<0.1	0.04 (J)		<0.1
5/17/2016			<0.1			<0.1	
7/11/2016	0.04 (J)			<0.1	0.04 (J)	<0.1	<0.1
7/12/2016		<0.1	<0.1				
9/12/2016	0.04 (J)			<0.1	<0.1		
9/13/2016		<0.1	<0.1			<0.1	<0.1
11/16/2016	0.04 (J)	<0.1	<0.1	<0.1	<0.1		
11/17/2016						<0.1	<0.1
1/16/2017	<0.1	<0.1	<0.1	<0.1	<0.1		
1/17/2017						<0.1	<0.1
3/20/2017	<0.1	<0.1	<0.1	<0.1	<0.1	<0.1	<0.1
5/22/2017	0.04 (J)			0.05 (J)	0.04 (J)		
5/23/2017		<0.1	<0.1			<0.1	<0.1
10/17/2017	0.05 (J)						
10/18/2017		<0.1	<0.1	<0.1	<0.1	<0.1	<0.1
6/1/2018					<0.1	<0.1	<0.1
6/2/2018	0.05 (J)	<0.1	<0.1	<0.1			
11/7/2018	0.05 (J)				<0.1	<0.1	
11/8/2018		<0.1	<0.1	<0.1			<0.1
4/19/2019	0.108	<0.1	<0.1	<0.1	<0.1	<0.1	<0.1
6/7/2019	0.0937 (J)						
9/25/2019	0.198	<0.1	<0.1	<0.1	<0.1	0.0277 (J)	0.0313 (J)
11/29/2019	0.331 (o)						
2/21/2020					<0.1	<0.1	<0.1
2/22/2020	0.222	<0.1	<0.1	<0.1			
4/14/2020	0.23			0.0304 (J)	<0.1		
4/15/2020		<0.1	<0.1			<0.1	<0.1
10/22/2020					<0.1	<0.1	<0.1
10/23/2020	0.0988 (J)	<0.1	<0.1	<0.1			
3/15/2021	0.0991 (J)	<0.1	<0.1	<0.1	0.027 (J)	<0.1	<0.1
10/6/2021	0.11	<0.1	<0.1	<0.1	0.0317 (J)	0.0458 (J)	<0.1
3/14/2022	0.0643 (J)	<0.1				<0.1	<0.1
3/15/2022			<0.1	0.0268 (J)	0.0609 (J)		
10/3/2022	0.0388 (J)				0.032 (J)	<0.1	<0.1
10/4/2022		<0.1	<0.1	<0.1			
4/17/2023	0.0355 (J)	<0.1					
4/18/2023			<0.1	<0.1	0.0348 (J)	<0.1	<0.1
10/26/2023	0.0891 (J)	0.0792 (J)	0.0942 (J)	0.084 (J)	0.0398 (J)		
10/27/2023						<0.1	0.0267 (J)
3/18/2024	0.0762 (J)			0.0268 (J)	0.061 (J)		
3/19/2024		<0.1	0.0333 (J)				
3/20/2024						0.0434 (J)	0.0421 (J)
9/30/2024	0.0805 (J)			<0.1	0.0393 (J)	0.0274 (J)	<0.1
10/1/2024		<0.1	0.0281 (J)				
Mean	0.08136	0.09913	0.09398	0.08825	0.07277	0.08935	0.09167
Std. Dev.	0.05674	0.004246	0.01954	0.02554	0.03109	0.0246	0.02263
Upper Lim.	0.0988	0.1	0.1	0.1	0.1	0.1	0.1
Lower Lim.	0.04	0.0792	0.0942	0.084	0.0398	0.0458	0.0421

ND substitution: RL or RL/2 if <15% NDs.

Confidence Interval

Constituent: Lead (mg/L) Analysis Run 11/18/2024 4:32 PM View: Confidence Intervals

Plant Daniel Client: Southern Company Data: Plant Daniel Gypsum CCR

	MW-3	MW-4	MW-5	MW-7	MW-8	MW-9
3/21/2016				<0.001	<0.001	<0.001
3/22/2016	0.00038 (B1J)	<0.001	<0.001			
5/16/2016	0.00047 (J)	<0.001		<0.001		<0.001
5/17/2016			<0.001		<0.001	
7/11/2016	0.0004 (J)			<0.001	<0.001	<0.001
7/12/2016		<0.001	<0.001			
9/12/2016	<0.0013			<0.001		
9/13/2016		<0.001	<0.001		<0.001	<0.001
11/16/2016	0.00041 (J)	<0.001	<0.001	<0.001		
11/17/2016					<0.001	<0.001
1/16/2017	0.00039 (J)	<0.001	<0.001	<0.001		
1/17/2017					<0.001	<0.001
3/20/2017	0.00039 (J)	<0.001	<0.001	<0.001	<0.001	<0.001
5/22/2017	0.00044 (J)			<0.001		
5/23/2017		<0.001	<0.001		<0.001	<0.001
2/21/2020				0.000132 (J)	0.000128 (J)	0.00017 (J)
2/22/2020	0.00126	<0.001	<0.001			
4/14/2020	0.00142			0.000165 (J)		
4/15/2020		0.000192 (J)	0.000153 (J)		0.000147 (J)	0.000215 (J)
10/22/2020				<0.001	<0.001	<0.001
10/23/2020	0.00083 (J)	<0.001	<0.001			
3/15/2021	0.000889 (J)	<0.001	<0.001	<0.001	<0.001	0.000159 (J)
10/6/2021	0.00107	0.000161 (J)	<0.001	0.00017 (J)	<0.001	<0.001
3/14/2022	0.000932 (J)	0.000224 (J)			<0.001	<0.001
3/15/2022			0.000592 (J)	0.000368 (J)		
10/3/2022	0.000758 (J)			0.000219 (J)	<0.001	<0.001
10/4/2022		<0.001	<0.001			
4/17/2023	0.000545 (J)	<0.001				
4/18/2023			<0.001	0.000225 (J)	<0.001	<0.001
10/26/2023	0.000545 (J)	<0.001	<0.001	0.000215 (J)		
10/27/2023					<0.001	<0.001
3/18/2024	0.000569 (J)			<0.001		
3/19/2024		<0.001	<0.001			
3/20/2024					<0.001	<0.001
9/30/2024	0.0009 (J)			0.00042 (J)	<0.001	0.00025 (J)
10/1/2024		0.000245 (J)	0.00023 (J)			
Mean	0.0006973	0.0008327	0.0008934	0.0006797	0.0009092	0.0008313
Std. Dev.	0.0003141	0.0003331	0.0002647	0.0003911	0.000272	0.0003361
Upper Lim.	0.00085	0.001	0.001	0.001	0.001	0.001
Lower Lim.	0.0005053	0.000245	0.000592	0.000215	0.000147	0.00025

ND substitution: RL or RL/2 if <15% NDs.

Confidence Interval

Constituent: Lithium (mg/L) Analysis Run 11/18/2024 4:32 PM View: Confidence Intervals

Plant Daniel Client: Southern Company Data: Plant Daniel Gypsum CCR

	MW-3	MW-4	MW-5	MW-6	MW-7	MW-8	MW-9
3/21/2016					<0.005	<0.005	<0.005
3/22/2016	<0.005	<0.005	<0.005	<0.005			
5/16/2016	<0.005	<0.005		<0.005	<0.005		<0.005
5/17/2016			<0.005			<0.005	
7/11/2016	<0.005			<0.005	<0.005	<0.005	<0.005
7/12/2016		<0.005	<0.005				
9/12/2016	<0.005			<0.005	<0.005		
9/13/2016		<0.005	<0.005			<0.005	<0.005
11/16/2016	<0.005	<0.005	<0.005	<0.005	<0.005		
11/17/2016						<0.005	<0.005
1/16/2017	<0.005	<0.005	<0.005	<0.005	<0.005		
1/17/2017						<0.005	<0.005
3/20/2017	<0.005	<0.005	<0.005	<0.005	<0.005	<0.005	<0.005
5/22/2017	<0.005			<0.005	<0.005		
5/23/2017		<0.005	<0.005			<0.005	<0.005
2/21/2020					<0.005	<0.005	<0.005
2/22/2020	<0.005	<0.005	<0.005	<0.005			
10/22/2020					<0.005	<0.005	<0.005
10/23/2020	<0.005	<0.005	<0.005	<0.005			
3/15/2021	<0.005	<0.005	<0.005	<0.005	<0.005	<0.005	<0.005
10/6/2021	<0.005	<0.005	<0.005	<0.005	<0.005	<0.005	<0.005
3/14/2022	0.00145 (J)	0.00205 (J)				0.00105 (J)	0.0011 (J)
3/15/2022			0.00142 (J)	0.00191 (J)	0.00192 (J)		
10/3/2022	0.00168 (J)				0.00179 (J)	0.000959 (J)	0.00106 (J)
10/4/2022		0.00206 (J)	0.00138 (J)	0.00139 (J)			
4/17/2023	0.00208 (J)	<0.005					
4/18/2023			<0.005	<0.005	0.00271 (J)	<0.005	0.00209 (J)
10/26/2023	<0.005	<0.005	<0.005	<0.005	<0.005		
10/27/2023						<0.005	<0.005
3/18/2024	0.00202 (J)			<0.005	0.00168 (J)		
3/19/2024		0.00225 (J)	<0.005				
3/20/2024						<0.005	<0.005
9/30/2024	<0.005			<0.005	<0.005	<0.005	<0.005
10/1/2024		<0.005	<0.005				
Mean	0.004291	0.00452	0.0046	0.004628	0.004339	0.004556	0.004403
Std. Dev.	0.001371	0.001105	0.001164	0.001087	0.001288	0.001292	0.001389
Upper Lim.	0.005	0.005	0.005	0.005	0.005	0.005	0.005
Lower Lim.	0.00208	0.00225	0.00142	0.00191	0.00271	0.00105	0.00209

ND substitution: RL or RL/2 if <15% NDs.

Confidence Interval

Constituent: Mercury (mg/L) Analysis Run 11/18/2024 4:32 PM View: Confidence Intervals

Plant Daniel Client: Southern Company Data: Plant Daniel Gypsum CCR

	MW-3	MW-4	MW-6
1/29/2015	0.00012 (J)	0.00012 (J)	
3/3/2015	<0.0002	<0.0002	
4/7/2015	<0.0002	<0.0002	
5/14/2015	<0.0002	<0.0002	
6/3/2015	8.5E-05 (J)	<0.0002	
6/18/2015	<0.0002	<0.0002	
6/30/2015	<0.0002	<0.0002	
7/15/2015	<0.0002	<0.0002	
1/11/2016	8.8E-05 (J)	8.7E-05 (J)	
3/22/2016	<0.0002 (*)	<0.0002 (*)	<0.0002 (*)
5/16/2016	<0.0002	<0.0002	<0.0002
7/11/2016	<0.0002		<0.0002
7/12/2016		<0.0002	
9/12/2016	<0.0002		<0.0002
9/13/2016		<0.0002	
11/16/2016	<0.0002	<0.0002	<0.0002
1/16/2017	<0.0002	<0.0002	<0.0002
3/20/2017	<0.0002	<0.0002	<0.0002
5/22/2017	<0.0002		<0.0002
5/23/2017		<0.0002	
11/27/2017	<0.0002	0.00022	
2/22/2020	<0.0002	<0.0002	<0.0002
10/23/2020	<0.0002	<0.0002	<0.0002
3/15/2021	<0.0002	<0.0002	<0.0002
10/6/2021	<0.0002	<0.0002	<0.0002
3/14/2022	<0.0002	<0.0002	
3/15/2022			<0.0002
10/3/2022	<0.0002		
10/4/2022		<0.0002	0.00143
4/17/2023	<0.0002	<0.0002	
4/18/2023			0.00242
10/26/2023	<0.0002	<0.0002	0.000149 (J)
3/18/2024	<0.0002		0.000163 (J)
3/19/2024		<0.0002	
9/30/2024	<0.0002		0.000774
10/1/2024		<0.0002	
Mean	0.000189	0.0001938	0.0004187
Std. Dev.	3.266E-05	2.618E-05	0.0005898
Upper Lim.	0.0002	0.0002	0.000774
Lower Lim.	0.00012	0.00012	0.000163

ND substitution: RL or RL/2 if <15% NDs.

Confidence Interval

Constituent: Molybdenum (mg/L) Analysis Run 11/18/2024 4:32 PM View: Confidence Intervals

Plant Daniel Client: Southern Company Data: Plant Daniel Gypsum CCR

	MW-8
3/21/2016	<0.005
5/17/2016	<0.005
7/11/2016	<0.005
9/13/2016	<0.005
11/17/2016	<0.005
1/17/2017	<0.005
3/20/2017	<0.005
5/23/2017	<0.005
2/21/2020	<0.005
10/22/2020	<0.005
3/15/2021	0.00192 (J)
10/6/2021	<0.005
3/14/2022	<0.005
10/3/2022	<0.005
4/18/2023	<0.005
10/27/2023	<0.005
3/20/2024	<0.005
9/30/2024	<0.005
Mean	0.004829
Std. Dev.	0.000726
Upper Lim.	0.005
Lower Lim.	0.00192

ND substitution: RL or RL/2 if <15% NDs.

Confidence Interval

Constituent: Selenium (mg/L) Analysis Run 11/18/2024 4:32 PM View: Confidence Intervals

Plant Daniel Client: Southern Company Data: Plant Daniel Gypsum CCR

	MW-3	MW-4	MW-5	MW-9
1/29/2015	<0.005	<0.005		
3/3/2015	<0.005	<0.005		
4/7/2015	<0.005	<0.005		
5/14/2015	<0.005	<0.005		
6/3/2015	<0.005	<0.005		
6/18/2015	0.0056 (J)	<0.005		
6/30/2015	0.0062 (J)	0.0044 (J)		
7/15/2015	<0.005	<0.005		
1/11/2016	<0.005	<0.005		
3/21/2016				<0.005
3/22/2016	<0.005	<0.005	<0.005	
5/16/2016	<0.005	<0.005		0.00031 (J)
5/17/2016			<0.005	
7/11/2016	<0.005			0.0004 (J)
7/12/2016		<0.005	<0.005	
9/12/2016	<0.005			
9/13/2016		<0.005	<0.005	<0.005 (*)
11/16/2016	<0.005	<0.005	<0.005	
11/17/2016				<0.005
1/16/2017	<0.005	<0.005	<0.005	
1/17/2017				<0.005
3/20/2017	<0.005 (*)	<0.005	<0.005	<0.005
5/22/2017	<0.005			
5/23/2017		<0.005	0.0003 (J)	<0.005
11/27/2017	<0.005	<0.005		
2/21/2020				<0.005
2/22/2020	<0.005	<0.005	<0.005	
10/22/2020				<0.005
10/23/2020	<0.005	<0.005	<0.005	
3/15/2021	<0.005	<0.005	<0.005	<0.005
10/6/2021	<0.005	<0.005	<0.005	<0.005
3/14/2022	<0.005	<0.005		<0.005
3/15/2022			<0.005	
10/3/2022	<0.005			<0.005
10/4/2022		<0.005	<0.005	
4/17/2023	<0.005	<0.005		
4/18/2023			<0.005	<0.005
10/26/2023	<0.005	<0.005	<0.005	
10/27/2023				<0.005
3/18/2024	<0.005			
3/19/2024		<0.005	<0.005	
3/20/2024				<0.005
9/30/2024	<0.005			<0.005
10/1/2024		<0.005	<0.005	
Mean	0.005064	0.004979	0.004739	0.004484
Std. Dev.	0.0002498	0.0001134	0.001108	0.001502
Upper Lim.	0.0056	0.005	0.005	0.005
Lower Lim.	0.005	0.0044	0.0003	0.0004

ND substitution: RL or RL/2 if <15% NDs.

Confidence Interval

Constituent: Thallium (mg/L) Analysis Run 11/18/2024 4:32 PM View: Confidence Intervals

Plant Daniel Client: Southern Company Data: Plant Daniel Gypsum CCR

	MW-3	MW-5
3/22/2016	<0.001	<0.001
5/16/2016	<0.001	
5/17/2016		<0.001
7/11/2016	<0.001	
7/12/2016		<0.001
9/12/2016	<0.001	
9/13/2016		<0.001
11/16/2016	<0.001	<0.001
1/16/2017	<0.001	<0.001
3/20/2017	<0.001	<0.001
5/22/2017	<0.001	
5/23/2017		<0.001
2/22/2020	<0.001	<0.001
10/23/2020	<0.001	<0.001
3/15/2021	<0.001	<0.001
10/6/2021	0.000269 (J)	0.000231 (J)
3/14/2022	<0.001	
3/15/2022		<0.001
10/3/2022	<0.001	
10/4/2022		<0.001
4/17/2023	<0.001	
4/18/2023		<0.001
10/26/2023	<0.001	<0.001
3/18/2024	<0.001	
3/19/2024		<0.001
9/30/2024	<0.001	
10/1/2024		<0.001
Mean	0.0009594	0.0009573
Std. Dev.	0.0001723	0.0001813
Upper Lim.	0.001	0.001
Lower Lim.	0.000269	0.000231

ND substitution: RL or RL/2 if <15% NDs.